



2023

ANNUAL AND
SUSTAINABILITY REPORT

CONTENTS

Highlights 2023	3
CEO's comments	4
Solid Försäkring's operations and business model	6
Insurance in three segments	8
Asset management	10
Growth strategy	10
BOARD OF DIRECTORS' REPORT	
Five-year overview	12
Sustainability Report	22
Corporate governance report	36
FINANCIAL STATEMENTS	
Income statement	46
Statement of comprehensive income	46
Earnings analysis	47
Earnings per insurance class	48
Balance sheet	48
Statement of changes in shareholders' equity	50
Statement of cash flows	51
Notes	52
Signatures	73
Auditor's report	74
GRI Index	78

FACTS ABOUT THE SOLID FÖRSÄKRING SHARE

ISIN: SE0017082548
LEI: 529900JIV2O9HEPWIN77
Ticker: SFAB
Total number of shares: 19,283,522
Trading lot: 1 share

HIGHLIGHTS 2023



Highest result ever

Profit before tax increased 49 per cent to SEK 165.4 million, which is the highest in Solid Försäkring's history.

Strong growth in non-technical account

The result of asset management amounted to SEK 85.6 million (-11.5).

Value-adding buy-back

At the beginning of June, after the Financial Supervisory Authority's approval and in accordance with the Board's proposal, 716,478 shares were cancelled and a bonus issue was carried out to restore restricted equity. The number of shares after cancellation thereby amount to 19,283,522.

On 8 March 2024, 874,978 own shares were bought back under the mandate resolved by the Annual General Meeting on 26 April 2023.

Proposed dividend of SEK 4.50 per share

The Board of Solid Försäkring proposes that the AGM resolve on a dividend of SEK 4.50 per share, which is in line with the dividend policy.

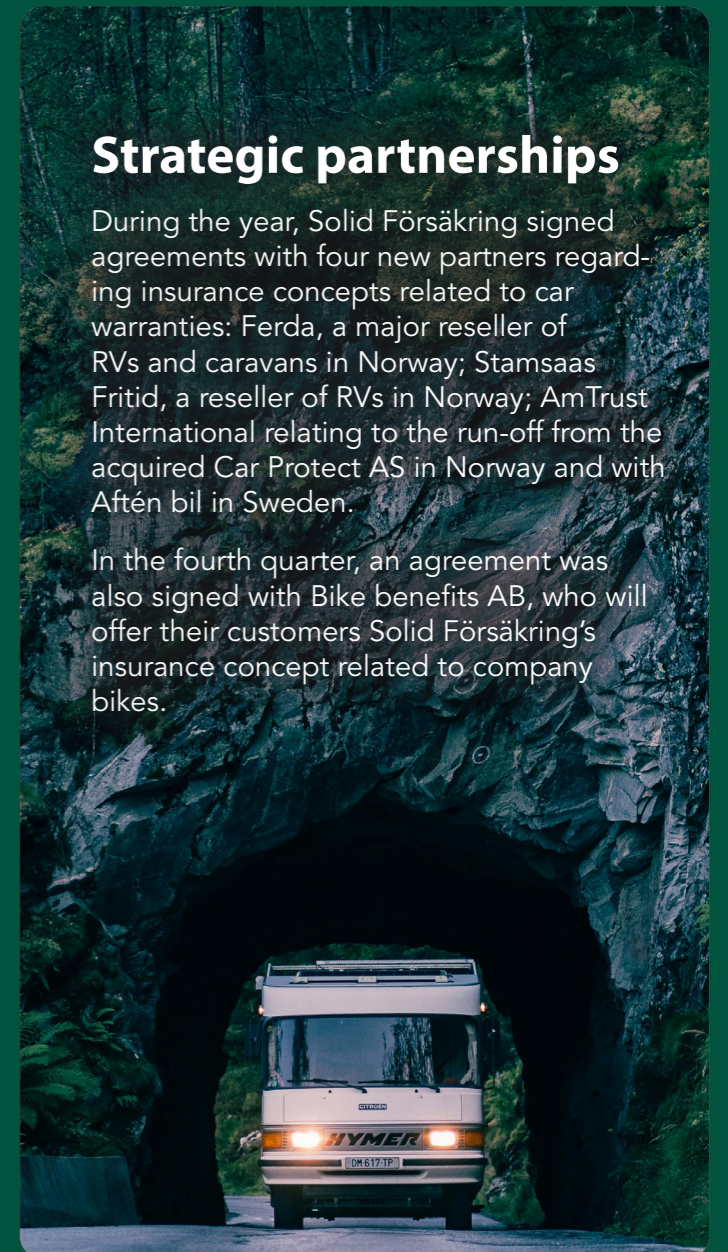
Strategic acquisitions in Norway

On 1 January 2023, Solid Försäkring acquired Car Protect AS as part of an agreement to purchase assets and liabilities. Car Protect is a Norwegian insurance intermediary of car warranties with many years of experience in the Norwegian automotive market. As a result of the acquisition, Solid Försäkring broadened its product portfolio geographically and strengthened its position in the Norwegian market.

Strategic partnerships

During the year, Solid Försäkring signed agreements with four new partners regarding insurance concepts related to car warranties: Ferda, a major reseller of RVs and caravans in Norway; Stamsaas Fritid, a reseller of RVs in Norway; AmTrust International relating to the run-off from the acquired Car Protect AS in Norway and with Aftén bil in Sweden.

In the fourth quarter, an agreement was also signed with Bike benefits AB, who will offer their customers Solid Försäkring's insurance concept related to company bikes.



Record-breaking earnings for full-year 2023 despite challenging market climate

2023 was a year characterised by rising market interest rates and strained personal finances and thus lower demand among our partners. Given this, we are proud of our performance during the year. Premiums earned as well as the technical result were nearly on a par with the previous year and the non-technical account posted a strong performance. Altogether this means that for the full-year 2023, Solid Försäkring delivered the highest earnings in the company's history and that the Board proposes a dividend of SEK 4.50 (2.85) per share.

Strategic partnerships and acquisitions

Our growth is built on three pillars: growth within the framework for existing partnerships, new partnerships and acquisitions. During 2023, we signed agreements with four new partners regarding insurance concepts related to car warranties: Ferda, a major reseller of RVs and caravans in Norway; Stamsaas Fritid, a reseller of RVs in Norway; AmTrust International relating to the run-off from the acquired Car Protect AS in Norway and with Aftén bil in Sweden. We also signed an agreement with Bike benefits AB, which will offer Solid Försäkring's insurance concept for company bicycles to its customers. During the year, a partnership was launched with the loan broker Bliq, which offers Solid's payment protection insurance to its personal loan customers. In early 2024, a partnership was also launched with Norion Bank (formerly Collector Bank).

At the beginning of 2023 we completed the strategic acquisition in Norway of Car Protect AS, which we acquired as a purchase of assets and liabilities. Car Protect is a Norwegian insurance intermediary of car warranties with many years of experience in the Norwegian automotive market. The integration into Solid has been successful and means that we strengthened our position in the Norwegian market. After the end of the year, we also acquired Svensk Bilhandelsförsäkring AB as a purchase of assets and liabilities. The operations provide insurance concepts for car warranties in partnerships with car dealerships. They are well run and have many growth opportunities and strengthen our leading position within car warranties in Sweden.

Development to future-proof our IT infrastructure

We launched a new cloud-based IT system for the Swedish and Norwegian markets in the year due to the higher volumes of the insurance concept for car warranties. We will also launch a new ERP system in 2024. The project is currently under way and we will also update our IT environment to ensure the use of efficient and scalable processes.

Highest result ever

Gross written premiums declined 3 per cent year-on-year to KSEK 1,118,179. The decline is attributable to performance in the Product segment, where sales decreased 10 per cent. The market climate during the year adversely impacted the segment, which resulted in generally lower sales volumes in the segment but related to insurance solutions for the consumer electronics and eyewear industries. Sales in the Assistance segment were in par with last year. The Personal Safety segment reported a weak increase of 1 per cent compared with last year, mainly driven by higher sales of payment protection insurance in the Swedish, Finnish and Danish markets.

Operating expenses decreased KSEK 13,261 to KSEK 699,538 and the expense ratio improved, falling to 63.9 per cent (64.8), which was attributable primarily to lower levels of sales in the Product segment, a changed product and partner mix in the Assistance and Product segments, and higher claim costs. The combined ratio amounted to 88.0 per cent (86.7) mainly due to higher claim costs and administrative expenses.

Profit after tax increased 49 per cent, corresponding to KSEK 54,707, and amounted to KSEK 165,363, which is the highest in the company's history. As a result, Solid Försäkring's financial stability and solvency situation was strengthened. The solvency capital requirement ratio increased, despite the share buy-back and proposed dividend of SEK 82.8 million, from 167 per cent at the end of 2022 to 170 per cent at the end of December 2023.

Buy-back of shares and dividend

During the year we continued the buy-back programme of own shares, in accordance with the mandate decided at the 2023 Annual General Meeting. On 31 December, 679,872 own shares had been repurchased from the total mandate of 964,176 shares for a value of KSEK 43,428.

The Board proposes that the AGM on 25 April 2024 authorise a mandate for the Board to carry out a new buy-back programme until the 2025 AGM. The Board also proposes that the Annual General Meeting resolve on a dividend of SEK 4.50 per share (2.85), which is in line with our dividend policy. The assessment is that the level is balanced and provides scope for a new buy-back programme for 2024 and carrying out growth initiatives.

Stability thanks to a balanced business model

We remain humble going into 2024 and its macroeconomic uncertainty. At the same time, we are confident that our business model also works in times when the consumers' purchasing power wanes and their purchasing behaviour changes. This is in part because we have a diversified product strategy, but also because our asset management is more profitable in a high-interest environment and thus compensates for the negative effects on purchasing power.

Finally, I would like to thank our employees. They do fantastic work every day in our offices and I look forward to continuing to improve and develop together with our partners, step by step, throughout 2024.

Helsingborg, March 2024

Marcus Tillberg,
CEO Solid Försäkring



”
We are proud of our performance during the year.

Solid Försäkring's operations and business model

A leader in niche insurance

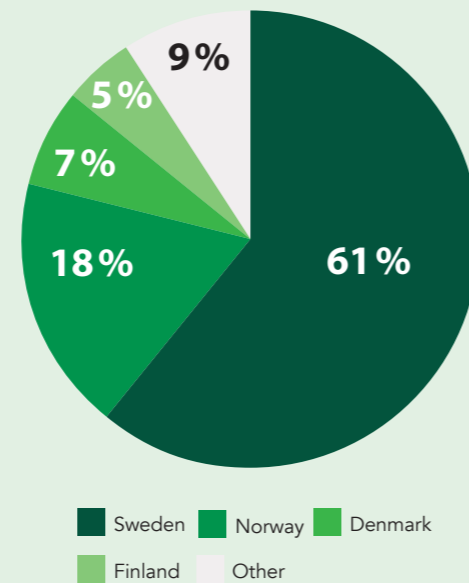
Solid Försäkring ("Solid Försäkring" or "the company") is one of the leading niche insurance companies in the Nordic region in non-life insurance and sells insurance in the Product, Personal Safety and Assistance segments. The target group consists of private individuals but our insurance policies are primarily sold via our partners, such as retail chains, banks, credit institutions, travel agents and car dealerships that offer Solid Försäkring's non-life insurance for the products and services they sell.

About 88 per cent of Solid Försäkring's product offering is brokered through partners, affiliated agents or independent insurance brokers and about 12 per cent takes place directly with customers. Most of Solid Försäkring's partners offer insurance that covers the risk of loss of goods or malfunctions or damage to goods, that a service cannot be used, or damage or loss of baggage and other risks in conjunction with travel. However, the affiliated agents that our business collaborates with do not have their own licence to sell insurance, but operate instead under Solid Försäkring's licence and distribute the company's insurance as a supplement to a good or service connected to their primary operations.

The business's affiliated agents and other partners include credit institutions, banks, travel agents, retail chains and car dealerships. Products in Personal Safety are sold essentially only through partners while the insurance products in Product and Assistance (apart from travel insurance products) are partly sold directly to customers.

Solid Försäkring's distribution model and commercialisation process is primarily based on establishing partnerships in relevant product segments and includes contracts with partners. In most cases, procurements take place in competition with other insurance providers in which the partner commits itself to not provide similar insurance products for other insurance providers. This entails exclusivity in most cases, which means that the partner only offers its customers Solid Försäkring's products.

Gross written premiums, by geography



When the consumer has purchased or obtained insurance through any of our partners, we work with aftermarket potential. This involves the customer extending the insurance or purchasing additional insurance. The part of Solid's insurance that is sold directly to the customer mainly comprises aftermarket sales, which involves an offer to extend an insurance policy or an offer to sign an individual insurance policy with the same protection that the customer previously received through a compulsory group insurance.

Solid Försäkring's largest markets are Sweden, which accounted for 61 per cent of gross written premiums in 2023, as well as Denmark, Norway and Finland, which jointly accounted for 30 per cent, and Rest of Europe, which contributed 9 per cent.

FULL-YEAR
2023

Gross written premiums

-3%

Premiums earned, net of reinsurance

-1%

Technical result

+/- 0%

Profit before tax

+58%

Earnings per share

SEK 8.67

Combined ratio

88 %



Insurance in three segments

Solid Försäkring divides its offering within niche insurance policies into three segments: Personal Safety, Product and Assistance.

Share of premium income



Personal Safety

The Personal Safety segment includes income insurance, payment protection insurance (PPI) and accident insurance. Through Solid Försäkring's income insurance, policyholders are guaranteed to receive up to 80 per cent of their salary even if the person earns more than the limit under the national unemployment benefit level.

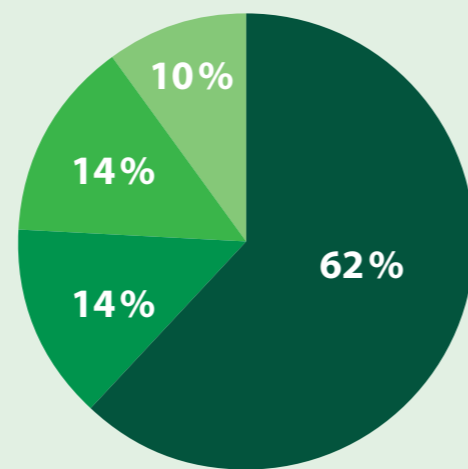
PPI is offered to customers in Sweden in the form of compulsory and voluntary group insurance. Individual insurance is distributed in the other Nordic countries served by Solid. PPI can in many cases be taken out when the policyholder has a loan or credit and means that the policyholder receives compensation corresponding to the cost of the loan or credit every month for up to 12 months. Compulsory group insurance means that

customers taking out a loan or a credit, with a creditor who distributes Solid Försäkring's PPI products, and who meet the conditions to be encompassed by the PPI product are automatically encompassed by compulsory group insurance without any extra cost for three months, for example, after taking out the loan or credit.

Accident insurance is distributed via Chubb European Group SE who is the insurance provider. Accident insurance means that the policyholder can receive compensation for costs in connection with an accidental injury.

The Personal Safety insurance policies are essentially distributed exclusively through partners such as banks and credit institutions.

Gross written premiums, by geography



Sweden Norway Denmark Finland

2023

Gross written premiums

+1 %

Premiums earned, net of reinsurance

+8 %

Gross profit

+6 %

Gross margin

27,1 %

Product

Within the Product segment, Solid offers all-risk coverage insurance and elimination of deductibles for a wide range of product categories in the form of both individual insurance and group insurances (mainly compulsory group insurances). Solid has a particularly strong position in bicycles and consumer electronics in Sweden and Norway based on strong and far-reaching relationships with large

retail chains. In addition to bicycles and consumer electronics, we also offer all-risk coverage insurance and elimination of deductibles for such products as white goods, garden tools, glasses, watches and jewellery.

2023

Gross written premiums

-10 %

Premiums earned, net of reinsurance

-8 %

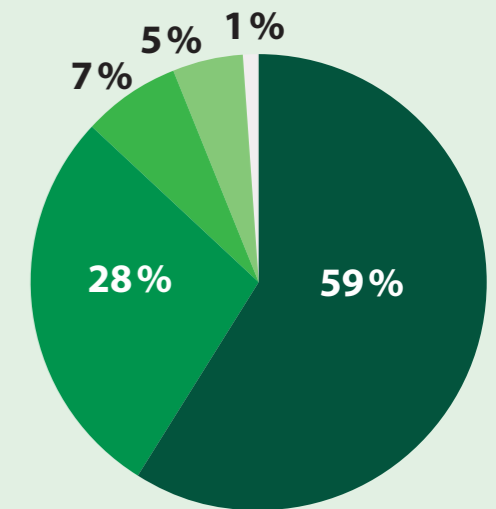
Gross profit

-14 %

Gross margin

17,0 %

Gross written premiums, by geography



Sweden Norway Denmark Finland Other

Assistance

In the Assistance segment, Solid Försäkring offers roadside assistance, insurance associated with vehicle warranties, Självriskehjälpen ("Deductible help" for tax deductible expenses) and various insurance products for the travel industry.

Roadside assistance means that the policyholder can receive assistance, for example, when they have a punctured tire or breakdown, and compensation for a hire car and hotel. Solid Försäkring has a partnership with SOS International, which provides an easy contact channel via telephone. Roadside assistance is distributed through partners, such as car dealerships, car mechanics and stores, but also directly to customers.

Insurance associated with vehicle warranties means that Solid Försäkring provides

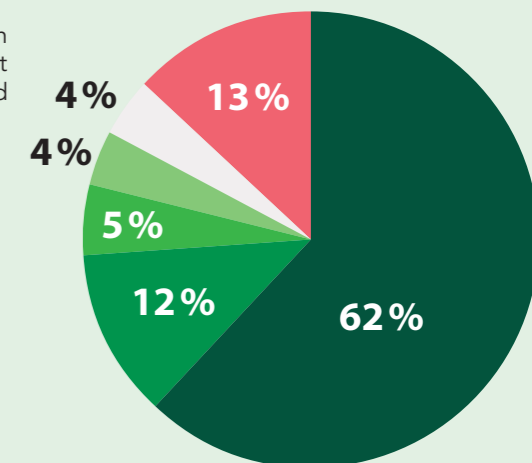
a concept for car dealerships under which they can offer customers buying a vehicle the opportunity to take out a warranty for that vehicle. At the same time, Solid Försäkring signs an insurance contract with the car dealership meaning that the dealership's risk for faults for which compensation can be paid under the issued warranty, according to the scope of the conditions of each warranty, is insured with Solid Försäkring. Car warranty insurance is currently distributed to car dealerships by affiliated agents.

Självriskehjälpen is a supplement to standard vehicle insurance and involves reducing or eliminating the deductible in the event of, for example, theft, accident or break-in. Självriskehjälpen is distributed through partners, such as car dealer-

ships, car mechanics and stores, but also directly to customers.

Solid Försäkring's travel insurance includes travel insurance and cancellation insurance distributed via travel agents and directly to consumers.

Gross written premiums, by geography



Sweden Norway Denmark Switzerland France Other

2023

Gross written premiums

+/- 0 %

Premiums earned, net of reinsurance

-2 %

Gross profit

+1 %

Gross margin

23,1 %

Asset management

The company has prepared guidelines for capital management that describe asset management and capital planning. Solid's finance function is responsible for asset management, and its duties include ensuring that suitable calculations and adjustments are made for determining solvency capital requirements and capital base as well as identifying and documenting different cases of the distribution of own-fund items. The company is also to follow a medium-term capital plan that includes taking into account planned capital issues, the maturity of own-fund items and the results of the forecasts that were made using the company's own risk and solvency assessment ("ORSA"). The capital plan is to be checked by the Board. Solid's Risk Management function is to ensure that the follow-up and control of guidelines for asset management takes place, and compliance with guidelines.

A large part of Solid's investment portfolio comprises interest-bearing securities. Most of the investment assets carry variable interest and are quoted in SEK. A minor part of the portfolio comprises equities. Given these conditions, the company's aim is to maximise the return from the investment portfolio.

Growth strategy

Solid Försäkring's growth strategy is based on four cornerstones: New partnerships, Increased conversion rate, Increase aftermarket potential, Acquisitions.

New partnerships

We endeavour to strengthen our Nordic presence and expand our customer base in existing product segments by entering into contracts with additional partners in selected markets. We also continue to develop and complement our product offering to create as attractive an offering as possible for both partners and consumers.

Increased conversion rate

An increased conversion rate means a higher number of customers who, after a purchase from a partner or one of our affiliated agents, choose to sign up for an insurance policy with Solid Försäkring. The conversion rate differs depending on the partner, type of insurance product and sales channel. In general, the conversion rate is lower for online purchases compared with purchases in physical stores for the consumer electronics product category. We continuously make improvements in existing business to make the process of signing and managing insurance policies as simple and efficient as possible for both partners and end customers.

Increase aftermarket potential

We work continuously to offer our customers extended insurance policies or the opportunity of signing additional insurance policies. This takes place partly by optimising our product offering and adapting our communication based on the target group and product. Solid also works with tools to analyse completed campaigns or targeted offers to customers.

Acquisitions

We evaluate attractive acquisition opportunities to accelerate growth. Such acquisition opportunities could aim to complement and improve the product offering, accelerate geographical expansion or increase the conversion rate.

Since 2015, Solid has completed four strategically important acquisitions. In 2015, Falck Sweden's bicycle insurance register in Sweden was acquired. In 2019, Solid completed an asset acquisition of 1228 Management, a car guarantee broker. In 2020, the acquisition of Sykkel Holding's bicycle insurance register in Norway was completed which, in practice, means that Solid Försäkring obtained the right to extend bicycle registers for Sykkel Holding's existing customers. In 2022, Car Protect AS was acquired as part of an agreement to purchase assets and liabilities, with access on 1 January 2023.

All completed acquisitions have made it possible for further business development, geographical expansion and an increased partner and customer base.

New partnerships 2023

Ferda

**Stamsaas
Fritid AS**

AFTÉN | BIL
VÄLKOMMEN TILL EN RIKTIGT BRA BILAFFÄR

**bike
benefits**



Board of Directors' Report

Five-year overview

KSEK, unless otherwise stated	2023	2022	2021	2020	2019
Earnings					
Gross written premiums, net of outward reinsurance	1,118,179	1,151,921	1,013,421	951,480	939,135
Premiums earned, net of outward reinsurance	1,094,098	1,099,709	981,291	912,654	898,481
Allocated investment return transferred from non-technical account	30,882	16,748	8,900	9,014	10,678
Claims incurred, net of outward reinsurance	-263,143	-240,558	-231,021	-232,196	-222,941
Technical result for non-life insurance operations	162,299	163,100	114,236	116,920	103,676
Net profit for the year	165,363	110,656	119,980	43,372	49,455
Financial position					
Investment assets measured at fair value	1,080,785	830,149	682,621	821,505	739,462
Technical provisions, net of reinsurance	635,399	656,723	612,089	584,097	581,681
Net asset value	947,789	899,594	815,531	693,849	601,168
Own funds	929,698	883,215	793,763	664,488	574,253
Eligible capital base to meet solvency capital requirement	854,679	828,067	797,379	661,968	569,635
Eligible capital base to meet minimum capital requirement	851,782	823,970	792,259	652,976	560,741
Solvency Capital Requirement (SCR)	503,695	494,422	461,754	446,189	455,303
Minimum Capital Requirement (MCR)	136,727	147,600	130,604	123,744	121,519
SCR ratio	170%	167%	173%	148%	125%
MCR ratio	623%	558%	607%	528%	461%

Performance measures	2023	2022	2021	2020	2019
Results for non-life insurance operations					
Claims ratio	24.1%	21.9%	23.5%	25.4%	24.8%
Expense ratio	63.9%	64.8%	65.7%	62.7%	64.8%
Combined ratio	88.0%	86.7%	89.3%	88.2%	89.6%
Results for asset management					
Direct yield	4.2%	1.8%	1.4%	1.5%	1.9%
Total return	6.2%	-0.6%	3.6%	1.3%	3.4%
Financial position					
Solvency ratio	86.6%	79.7%	82.7%	74.4%	65.7%
Equity	459,671	411,476	327,413	205,731	113,050
Equity (2)*	847,237	799,042	714,979	589,392	496,711
NAV (2)*	827,759	782,048	692,434	558,553	469,009
Return on equity (2), ROE (2) %*	20.1%	14.6%	18.4%	8.0%	10.5%
Return on equity excl. intangible assets, RoNAV (2) %*	21.1%	15.6%	20.3%	9.8%	12.1%

* Alternative performance measures are performance measures that company management and analysts use to assess the company's development and are not defined by International Financial Reporting Standards (IFRS) or the Solvency II regulations. Company management believes that the performance measures make it easier for investors to analyse the company's performance. The calculations and reconciliation against information in the financial statements of these performance measures are presented on the website under "Financial statements".

Definitions

Claims ratio

Claims incurred, net of reinsurance including claims adjustment costs as a percentage of premiums earned, net of reinsurance.

Expense ratio

Operating expenses in the insurance operations as a percentage of premiums earned, net of reinsurance.

Combined ratio

The total of claims incurred and operating expenses, net of reinsurance in the insurance operations as a percentage of premiums earned, net of reinsurance.

Direct yield

Investment income for the period minus realised gains/losses on disposal of investment assets in relation to the average fair value of the opening balance and closing balance of investment assets and cash and bank balances for the current period.

Total return

Investment income for the period and unrealised gains/losses on disposal of investment assets in relation to the average fair value of the opening balance and closing balance of investment assets and cash and bank balances for the current period.

Technical provisions, net of reinsurance

Calculated as technical provisions (net of outward reinsurance) less reinsurer's share of technical provisions.

Net asset value

Net asset value comprises recognised equity, untaxed reserves and any surplus and deficits in investment assets not recognised in the balance sheet at the end of the period.

Solvency ratio

The net asset value at the end of the period in relation to premium income, net of reinsurance for the period.

Capital base

Comprises equity (fund for unrealised gains calculated at gross amount), untaxed reserves and openly recognised surplus values (net) in assets, less intangible items according to the balance sheet.

Eligible capital base to meet solvency capital requirement

Total of Tier 1 capital and ancillary own funds. Eligible capital base to meet solvency capital requirement is the capital that is eligible to cover the regulatory solvency capital requirement (SCR).

Eligible capital base to meet minimum capital requirement

Total of Tier 1 capital and ancillary own funds adjusted for any Tier 3 capital. Eligible capital base to meet minimum capital requirement is the capital that is eligible to cover the regulatory minimum capital requirement (MCR).

Solvency Capital Requirement

The Solvency Capital Requirement (SCR) has been calculated in accordance with EIOPA's standard formula.

SCR ratio

The eligible capital base of the period to satisfy the solvency capital requirement (SCR) in relation to the solvency capital requirement over the same period.

Minimum capital requirement

The Minimum Capital Requirement (MCR) has been calculated in accordance with EIOPA's standard formula.

MCR ratio

The eligible capital base of the period to satisfy the minimum capital requirement (MCR) in relation to the solvency capital requirement over the same period.

Equity (2)

The total of equity and contingency reserves with deduction of assessed real deferred tax on contingency reserve. The assessed real deferred tax is calculated using the corporate tax rate for the relevant period.

Net Asset Value (NAV) (2)

Equity (2) less intangible assets.

Return on equity (2) (RoE (2))

Aggregated result after tax for the period in relation to the average adjusted equity (2). The average of the balance-sheet items is calculated based on opening and closing values.

Return on equity excl. intangible assets (RoNAV (2))

Aggregated result after tax for the period plus amortisation of intangible assets for the period after tax in relation to the average adjusted equity excluding intangible assets (2). The average of the balance sheet items is calculated based on opening and closing values.



The Board and CEO of Solid Försäkringsaktiebolag (publ), Corp. ID. No. 516401-8482, hereby submit the Annual Report for the 1 January - 31 December 2023 financial year.

Information about the operations and organisation

Solid Försäkring is one of the leading niche insurance companies in the Nordic region in non-life insurance, and in Sweden is under the supervision of the Swedish Financial Supervisory Authority. The head office is located in Helsingborg, Sweden, and the operations in Norway, Finland and Switzerland are conducted in the form of branches, while operations in other countries are conducted as cross-border operations.

Solid Försäkring was founded in 1993 and was granted authorisation from the Financial Supervisory Authority to conduct non-life insurance business. The company has been listed on Nasdaq Stockholm (Small Cap) since 1 December 2021.

Solid Försäkring offers non-life insurance with a main focus on niche insurance. The non-life insurance operations are divided into three segments: Product, Personal Safety and Assistance. The company partners with leading retail chains in various sectors, banks, credit market companies, other financial institutions, travel agencies, car workshops and car dealerships, and has about 2.3 million customers across the Nordic region. The target group for insurance products is comprised of private individuals who mainly purchase insurance through the company's partners when they buy a product or service. Solid Försäkring's partnerships are mainly long term.

In addition, Solid Försäkring conducts asset management, which is a separate function responsible for all of the company's investment assets.

Solid Försäkring's management team comprises eight individuals with solid experience and expertise in the insurance industry. The company's management and other key employees have a long-term commitment with a comprehensive understanding of the company's business model and the character and dynamics of the niche insurance market. Furthermore, Solid Försäkring has a dedicated and experienced Board with good insight into the company's operations and key markets.

Financial objectives and dividend policy

Solid Försäkring has the following medium-term financial targets:

1. Annual growth in premiums earned of 4–7 per cent. In addition, Solid Försäkring intends to grow through selective acquisitions.
2. Maintain a combined ratio below 90 per cent.
3. Achieve a return on RoNAV (2) of more than 14 per cent
4. Maintain an SCR ratio of at least 150 per cent.

According to the Solid Försäkring Board's dividend policy, the company intends to pay an annual dividend corresponding to at least 50 per cent of net profit for the year. The dividend policy is conditional on the target for the SCR ratio and that no potential major acquisitions are carried out.

Results of the operations

All amounts are presented in thousands of Swedish kronor (KSEK) unless otherwise stated. Figures in brackets refer to the preceding year.

Gross written premiums

	Mål	2023
Annual growth in premiums earned	4–7%	-1%
Combined ratio	< 90%	88,0%
Return on RoNAV (2)	> 14%	21,1%
SCR ratio	≥ 150%	170%
Dividend policy	> 50%	50%

Gross written premiums, net of outward reinsurance, decreased 3 per cent to KSEK 1,118,179 (1,151,921) for the year. Adjusted for currency effects, the decrease was 4 per cent. The decline is attributable to performance in the Product segment, where sales decreased 10 per cent. The market climate during the year adversely impacted the segment, which resulted in generally lower sales volumes in the segment but related in particular to insurance solutions for the consumer electronics and eyewear industries. Sales in the Assistance segment were in par with last year. The Personal Safety segment reported a weak increase of 1 per cent compared with the previous year, primarily driven by increased sales of payment protection insurance in the Swedish, Finnish and Danish markets.

Premiums earned, net of reinsurance

Premiums earned, net of reinsurance, decreased KSEK 5,611 from the previous year to KSEK 1,094,098 (1,099,709). Adjusted for currency effects, the decrease was 2 per cent. In comparison with the previous year, premiums earned increased 8 per cent within the Personal Safety segment, and decreased 8 per cent and 2 per cent within the Product and Assistance segments, respectively. In the Assistance segment, premiums earned through insurance concepts for car warranties increased primarily in Norway as a result of the acquisition of Car Protect, though also in the Swedish market. On the other hand, premiums earned related to insurance solutions for the travel industry decreased year-on-year due to changed distribution of certain insurance concepts distributed by our largest partner.

Claims incurred and operating expenses

Claims incurred, net of reinsurance, increased 9 per cent to KSEK 263,143 (240,558). Adjusted for currency effects, the increase was 8 per cent.

The claims ratio rose year-on-year to 24.1 per cent (21.9), attributable primarily to the Assistance and Personal Safety segments. The company's provisions for claims outstanding amounted to KSEK 53,689 on 31 December, which have been validated and deemed sufficient by the company's Actuarial function.

Operating expenses decreased 2 per cent, or KSEK 13,261, to KSEK 699,538 (712,799) and the expense ratio improved,

falling to 63.9 per cent (64.8), which was attributable primarily to lower levels of sales in the Product segment, a changed product and partner mix in the Assistance and Product segments, and higher claim costs. Adjusted for currency effects, the decrease was 3 per cent. Administrative expenses as a percentage of premiums earned amounted to 10.7 per cent for the full-year, which is in line with expectations but higher than last year when the percentage was 9.4 per cent. The increase in administrative expenses compared with last year was mainly due to the acquisition in Norway (Car Protect AS), primarily personnel expenses and amortisation of goodwill, as well as costs attributable to the new IT system for car warranties and the ongoing ERP project. The trend in other administrative expenses was stable and in line with last year.

The combined ratio increased to 88.0 per cent (86.7) mainly due to higher claim costs and administrative expenses.

Technical result

The technical result was on par with the previous year at KSEK 162,299 (163,100). Adjusted for currency effects, the technical result declined 3 per cent compared with the year-earlier period. The transfer of the investment return to the insurance operations resulted in a positive effect of KSEK 14,134 compared with last year, which was primarily due to the increased cost of capital as a result of higher market interest rates. Excluding the share of investment return transferred to the insurance operations, the technical result declined 10 per cent compared with the year-earlier period.

Asset management and result of asset management

2023 was a year characterised by serious geopolitical challenges and the central banks' focus on fighting rising inflation rates, which led to increased market interest rates. The macroclimate, with weak growth and high inflation, was challenging for the stock market but the Swedish Stock Exchange nonetheless performed well from a full-year perspective. Higher market interest rates increased the return on the company's fixed-income investments since the majority of holdings consist of variable-rate bonds.

Solid Försäkring's securities portfolio consists primarily of interest-bearing securities with relatively short tenors and variable interest rates. The company's strategy is to hold bonds until maturity. The percentage of equities comprises a limited share of the total portfolio.

The total value of the investment portfolio including cash and cash equivalents on 31 December was KSEK 1,434,203, of which KSEK 353,418 comprises interest-bearing cash and cash equivalents; KSEK 105,863 in shares; and KSEK 974,922 in other interest-bearing assets, primarily bonds with variable interest rates and relatively short durations. Net investments for the full-year amounted to KSEK 227,450, of which KSEK 225,994 refer to the bond portfolio and KSEK 1,456 to the equities portfolio. During the year, the company had a robust and stable liquidity situation.

Result of asset management was strong and totalled KSEK 85,583 (-11,514) for the full-year, and the total return from the start of the year was 6.2 per cent (-0.6). Due to rising market interest rates, interest income for the year rose

KSEK 35,620 to KSEK 54,255 (18,635), of which KSEK 40,585 was attributable to the interest-rate portfolio and KSEK 13,670 to deposits. The unrealised change in value in the investment portfolio was positive at KSEK 20,231 (-38,459).

The direct yield for asset management amounted to 4.2 per cent (1.8) and the total return to 6.2 per cent (-0.6).

Earnings

Operating profit before tax and appropriations increased 58 per cent and amounted to KSEK 219,776 (139,200), which is the highest in the history of Solid Försäkring. Profit after tax increased 49 per cent to KSEK 165,363 (110,656). The effective tax expense for the year was 24.6 per cent (20.5). The increase is primarily due to tax attributable to effects of translating foreign branches.

Earnings analysis

The company's earnings trend per insurance line in accordance with Chapter 6, Section 3 of the Swedish Annual Accounts Act for Insurance Companies (1995:1560) and regulations FFFS 2019:23 is presented later in this Annual Report.

Segment information



Share of premiums earned, net of reinsurance 2023

Personal Safety

The segment includes payment protection insurance (PPI), income insurance and accident insurance. The Personal Safety segment accounted for 40 per cent of Solid Försäkring's premiums earned in 2023.

During the year, partnerships within payment protection insurance were launched with Bliq and Fairlo. Preparations to launch the partnership with Norion Bank (formerly Collector Bank) in January 2024 continued throughout the second half of 2023. Norion Bank, which specialises in financing solutions for private individuals and companies, will offer its retail customers the company's tailored and modern payment protection insurance in Sweden and Norway.

Gross written premiums increased 1 per cent compared with the year-earlier period, totalling KSEK 393,726 (389,753).

The increase was mainly due to sales of payment protection insurance in Sweden, Finland and Denmark. Sales in Norway declined year-on-year, primarily as a result of new regulatory requirements that resulted in lower lending for Solid Försäkring's largest partner.

Premiums earned, net of reinsurance, increased 8 per cent to KSEK 410,843 (381,037). Costs for claims incurred, net of reinsurance, increased KSEK 11,522, mainly related to payment protection insurance in Sweden, Norway and Denmark, and amounted to KSEK 43,822 (32,300). Gross profit increased 6 per cent to KSEK 111,145 (104,731). The gross margin declined to 27.1 per cent (27.5) from the previous, mainly due to higher claim costs.

Performance measure – Personal Safety (KSEK)	Jan–Dec 2023	Jan–Dec 2022	Change
Gross written premiums	393,726	389,753	1%
Premiums earned, net of reinsurance	410,843	381,037	8%
Claims incurred, net of reinsurance	-43,822	-32,300	36%
Acquisition costs*	-255,876	-244,006	5%
Gross profit**	111,145	104,731	6%
Gross margin***	27.1%	27.5%	-0.4 p.p.

* Acquisition costs include brokerage commission and costs for direct sales

** Gross profit = premiums earned, net of reinsurance minus claims incurred net of reinsurance minus acquisition costs

*** Gross margin = gross profit as a percentage of premiums earned, net of reinsurance

Product

Product includes all-risk coverage insurance and elimination of deductibles for a broad spectrum of product categories, for example, bicycles, consumer electronics, jewellery, watches and glasses, in the form of both individual insurance solutions and group insurance solutions. The segment accounted for 30 per cent of Solid Försäkring's premiums earned in 2023.

The company is continuously developing existing partnerships, focusing on initiatives that increase the share of insurance. During the fourth quarter, we signed an agreement with a new partner, Bike benefits AB, which will offer Solid Försäkring's insurance concept for company bicycles to its customers.

The market climate during 2023 resulted in generally lower sales volumes in the segment and sales (gross written premiums) decreased 10 per cent year-on-year. The decline is attributable primarily to insurance solutions for the consumer electronics and eyewear industries.

Premiums earned, net of reinsurance, declined 8 per cent to KSEK 338,487 (366,411). Costs for claims incurred, net of reinsurance, fell 8 per cent to KSEK 95,403 (104,169) but the

claims ratio improved slightly in the segment year-on-year. Gross profit declined 14 per cent to KSEK 57,513 (66,778) and the gross margin declined to 17.0 per cent (18.2) mainly due to a changed partner and product mix that resulted in relatively higher acquisition costs.

Performance measures – Product (KSEK)	Jan–Dec 2023	Jan–Dec 2022	Change
Gross written premiums	336,679	375,701	-10%
Premiums earned, net of reinsurance	338,487	366,411	-8%
Claims incurred, net of reinsurance	-95,403	-104,169	-8%
Acquisition costs*	-185,571	-195,464	-5%
Gross profit**	57,513	66,778	-14%
Gross margin***	17.0%	18.2%	-1.2 p.p.

* Acquisition costs include brokerage commission and costs for direct sales

** Gross profit = premiums earned, net of reinsurance minus claims incurred net of reinsurance minus acquisition costs

*** Gross margin = gross profit as a percentage of premiums earned, net of reinsurance

Assistance

The Assistance segment includes roadside assistance and insurance concepts related to vehicle warranties. It also includes insurance solutions for the travel industry such as travel insurance and cancellation insurance. The segment accounted for 30 per cent of Solid Försäkring's premiums earned in 2023.

On 1 January 2023, Solid Försäkring acquired Car Protect AS as part of an agreement to purchase assets and liabilities. Car Protect is a Norwegian insurance intermediary of car warranties with many years of experience in the Norwegian automotive market. The partner base in the segment expanded through four new partnership agreements regarding insurance concepts for car warranties. In Q1 we signed a partnership agreement with Ferda, a major reseller of RVs and caravans in Norway; in Q2 with Stamsaas Fritid, a reseller of RVs in Norway; in Q3 with Aftén bil in Sweden and in Q4 AmTrust International relating to the run-off from the acquired Car Protect AS in Norway and with Aftén bil in Sweden.

Gross written premiums were in line with the preceding year at KSEK 387,774 (386,467). Sales of insurance for car warranties increased in both Norway and Sweden compared with the previous year. However, sales of insurance concepts for the travel industry decreased year-on-year due primarily to a changed distribution of certain insurance concepts distributed by our largest partner. Premiums earned, net of reinsurance, declined 2 per cent from the previous year to KSEK 344,768 (352,261). The decline was mainly related to insurance solutions in the travel industry.

Costs for claims incurred, net of reinsurance, increased KSEK

19,829 to KSEK 123,918 (104,089), primarily due to insurance solutions for car warranties in Norway, primarily due to the acquisition of Car Protect and the new Norwegian partner contracts. The claims ratio rose slightly compared with last year.

Gross profit increased 1 per cent to KSEK 79,686 (78,548) and the gross margin improved to 23.1 per cent (22.3) driven mainly by relatively low acquisition costs due to a changed partner and product mix in the segment.

Performance measure – Assistance (KSEK)	Jan–Dec 2023	Jan–Dec 2022	Change
Gross written premiums	387,774	386,467	0%
Premiums earned, net of reinsurance	344,768	352,261	-2%
Claims incurred, net of reinsurance	-123,918	-104,089	19%
Acquisition costs*	-141,164	-169,624	-17%
Gross profit**	79,686	78,548	1%
Gross margin***	23.1%	22.3%	+0.8 p.p.

* Acquisition costs include brokerage commission and costs for direct sales

** Gross profit = premiums earned, net of reinsurance minus claims incurred net of reinsurance minus acquisition costs

*** Gross margin = gross profit as a percentage of premiums earned, net of reinsurance

Balance sheet and cash flow

Financial position

Equity (2) on 31 December amounted to KSEK 847,237 (799,042) and Net Asset Value (2) to KSEK 827,759 (782,048). For the full-year 2023, annualised RoE (2)*amounted to 20.1 per cent (14.6) and annualised RoNAV (2) to 21.1 per cent (15.6).

*RoE (2) – annualised aggregated result after tax for the period in relation to the average adjusted equity (2).

**RoNAV (2) – annualised aggregated result after tax for the period in relation to the average adjusted equity excluding intangible assets (2).

The SCR ratio improved to 170 per cent on 31 December 2023, corresponding to an increase of 3 percentage points compared with the end of December 2022 (167). The increase was mainly explained by the positive performance for the year, which strengthened the capital base more than the moderate increases in the solvency capital requirement, despite the buy-back of own shares and adjustment for the proposed dividend of SEK 4.50 per share outstanding, totalling KSEK 82,838. The company has a stable Solvency II position and the company management team and the Board of Directors make the assessment that neither stability nor the capital situation will be compromised in the future. However, the company is closely following external developments to quickly identify any changes in consumer behaviour that could impact the company's insurance business and thus profitability and earnings.

Cash flow

Cash flow from operating activities amounted to KSEK 113,415 (184,861). Cash flow from investing activities amounted to KSEK -235,645 (-173,964). During the period, investment assets were acquired for KSEK 622,179 and the value of divested and mature investment assets amounted to KSEK 394,729. Cash flow from financing activities amounted to KSEK -117,271 (-26,755). During the year, own shares were repurchased for a corresponding KSEK 62,313 and dividends of KSEK 54,958 were paid to shareholders. Cash and cash equivalents fell to KSEK 353,418 (603,864).

Technical provisions (reserves)

Gross provisions at year-end decreased to KSEK 640,789 (660,659). The decrease in gross provisions was primarily due to the Product and Personal Safety segments. Reinsurers' share of technical provisions increased to KSEK 5,390 (3,936).

Code of Conduct

Solid Försäkring has a Code of Conduct that sets strict requirements on working conditions and applies to all employees and consultants who are employee equivalents. The company's Code of Conduct is to provide guidance in legal, ethical and legal matters. Regardless of role, employees must always conduct themselves in a manner that instils a sense of confidence among partners, authorities and other stakeholders.

Employees

The average number of employees in 2023, regardless of degree or form of employment, was 75 (73), 53 per cent (53) of whom were women. The number of employees at year-end was 72 (69). The company engages external suppliers for certain support functions, for example, IT/operations. Regarding IT/operations, the external provider manages such IT services as storage, operating and support services. Variable remuneration earned in 2023 is linked both to quantitative and qualitative goals. The company has ensured that all goals related to variable remuneration for 2023 can be reliably measured.

Remuneration of senior executives

The Board of Solid Försäkring has adopted a remuneration policy that complies with FFFS 2019:23 regarding remuneration policies in management companies, exchanges, clearing organisations and institutions for the issuance of electronic money, and which are designed to create an overall regulatory framework regarding remuneration of all the company's employees. The Board has established a Remuneration Committee that is responsible for preparing material remuneration decisions. The Chairman and members of the Board are paid the fees resolved by the Annual General Meeting. The remuneration of the CEO is determined by the Board. The Board has delegated to the CEO to negotiate remuneration of other employees who are members of management and senior executives. Remuneration comprises a basic salary, other benefits and pension. Additionally, the general meeting can resolve on such matters as share and

share-price-related remunerations. Solid Försäkring has two current incentive programmes: LTIP 2021 and LTIP 2023. For further information, refer to Note 27 Personnel. Information about remuneration at Solid Försäkring's is published at <https://corporate.solidab.se/en/governance/remuneration-and-incentive-programmes/>

The company has established a control function that when appropriate and at least annually is to independently review how the company's remuneration corresponds to the remuneration policy.

Pensions

The CEO's pension is defined contribution, and other members of management have pension forms under the ITP plan and follow applicable collective agreements.

Terms for terminating employment and severance pay

The period of notice for the CEO is six months if the CEO terminates employment and 12 months if the company terminates employment. For other senior executives, the period of notice is three months for the employee and six months for the company.

No termination benefits are paid. However, remuneration for potential commitments to restrict competition could be issued, with the aim of compensating for any loss of income as a result of the commitment to restrict competition.

Further disclosures on the principles and processes for remuneration and benefits are provided in Note 27 Personnel.

Environment

Environmental resources are to be used responsibly and cautiously in the company's operations. Solid Försäkring endeavours to conduct its operations in an environmentally sustainable manner, for example, by enhancing efficiency and investing in sustainable products and services.

As a feature of Solid Försäkring's desire to reduce the climate footprint of the business, the company offers a workplace with many opportunities to hold digital meetings and participate in digital forums and the like.

The company also attaches great importance to increasing the employees' knowledge and facilitating conscious environmental choices in everyday life and that all employees have undergone the mandatory in-house environmental training launched in 2023.

The obligatory sustainability course will focus on the entire sustainability area and will have content designed to increase understanding of the climate impact in relation to both private life and working life, and will have both a global and a local perspective.

Information about risks and uncertainties

A number of different risks arise in the company's operations. The risks and the decisions made to manage these risks impact the company's financial position and ability to achieve set targets. Active, controlled and commercial decisions

create the conditions for offering customers insurance solutions that provide security. Accordingly, it is important that risks are managed and controlled in a structured way both in a short and long-term perspective.

Risk management forms an integral part of Solid Försäkring's operations, and the company's risk management framework integrates the company's strategic targets with its risk management based on the Solvency II regulations. Risk management encompasses all activities that involve risk taking as well as the identification, measurement, reporting, monitoring and management of risks within the operations. Effective risk management is critical for the company's strategy, financial performance and long-term value creation for shareholders. The company's objective is for its business to be conducted in a risk-aware manner with a responsible level of risk assumption that ensures at all times that the company has adequate solvency in relation to the risks to which the company is exposed.

The company's risk management framework includes, in addition to applicable laws and regulations, a number of governance documents such as policies and guidelines, as well as procedures, processes and internal rules. These governance documents are developed based on the requirements of external regulations and adapted to the company's business strategy and operations as well as the risk appetite, risk tolerance, limits, indicators and risk mandates as set by the Board of Directors.

The risk appetite is defined as the level of risk that the Board decides that Board is prepared to expose the company to in order to achieve the company's objectives. Risk tolerance is defined as the various levels of risk that the company is willing to accept. Limits are used to define levels within various risk types to restrict risk in order to maintain risk appetite or specific risk indicators. Risk indicators are defined as the established values the company has for managing and monitoring the risks identified by the company and for providing the company with a warning for when risks have increased. Risk mandates dictate the limits within which an employee has authority to make decisions.

The company has standardised the risk identification, assessment and reporting processes. These have been implemented throughout the business as part of efforts to create risk awareness and improve the effectiveness of risk management.

Solid Försäkring's risks are defined in the following risk categories: Insurance risk, Market risk, Credit and counterparty risk, Operational risk and Other risk. The company considers insurance risk to be the most material risk in the operations.

The company's risk management is described in more detail in Note 2 Risk disclosures.

Significant events during the year

On 1 January 2023, Solid Försäkring acquired Car Protect AS as part of an agreement to purchase assets and liabilities.

Car Protect is a Norwegian insurance intermediary of car warranties with many years of experience in the Norwegian automotive market.

Except for the above, no other significant events occurred during the period in question.

Significant events after year-end

On 14 February 2024, Solid Försäkring announced it had signed an agreement with Svensk Bilhandelsförsäkring AB to acquire operations as a purchase of assets and liabilities. Svensk Bilhandelsförsäkring AB is a subsidiary of Assistansbolaget Försäkring Sverige AB, which provides insurance concepts for car warranties in partnerships with well-known car dealerships in Sweden. The Svensk Bilhandelsförsäkring brand will remain and will be developed with Solid Försäkring as the owner within the framework of car warranties in the Swedish market.

Expected future performance

Solid Försäkring is a non-life insurance company founded in 1993. Solid Försäkring focuses on niche insurance, with the

Nordic region as its core market. The non-life insurance operations are divided into three segments: Product, Personal Safety and Assistance. Solid Försäkring has a large customer base of private customers in the Nordic region, which are primarily sourced through partnerships with leading retail chains within several different industries and banks, credit market companies and other financial institutions, travel agencies, car dealerships and car repair shops. Solid Försäkringsaktiebolag shares are listed on Nasdaq Stockholm.

In 2024, the company will focus on its efforts to realise the potential of completed acquisitions, integrating new acquisitions, developing existing partnerships and signing agreements with new partners as well as additional initiatives to strengthen the company's IT environment and to streamline management of insurance concepts. The company will also prepare and adapt operations in line with the DORA and CSDR.



Information about the Solid share

Solid Försäkringsaktiebolag's (Solid) share was listed on Nasdaq Stockholm (Small Cap) under the ticker SFAB and its ISIN is SE0017082548.

The share price on the final trading day on 29 December 2023 was SEK 63.70.

The largest directly registered shareholders on 31 December 2023	Percentages of share capital
Waldakt AB	30.0%
Investment AB Spiltan	10.2%
Avanza Pension	4.9%
Swedbank Robur Fonder	4.0%
Solid Försäkringsaktiebolag	3.5%
Nordnet Pensionsförsäkring	3.4%
Erik Selin	3.2%
Swedbank Försäkring	3.0%
Traction	2.0%
Catea Group AB	1.8%
	66.0%

Buy-back of own shares

At the start of June, following approval from the Swedish Financial Supervisory Authority and in accordance with the Board's proposal, 716,478 bought-back shares were cancelled and a bonus issue was carried out to restore restricted equity. The number of shares after the cancellation thus amounted to 19,283,522.

The Annual General Meeting held on 26 April 2023 resolved, in accordance with the Board's proposal, to authorise the Board to acquire the company's own shares on one more occasions up until the next Annual General Meeting. A new buy-back programme was initiated on 15 May.

The acquisition of own shares may occur of at most as many shares as are needed so that the company's holdings of own shares at any given time do not exceed five per cent of all shares in the company. The purpose of the share buy-back programme is to give the Board an instrument to continuously adapt and improve the company's capital structure and thereby create additional value for the shareholders. In addition, the buy-back programme enables the Board to transfer shares to the participants in the incentive programme from 2023 (LTIP 2023). The intention for the shares that are repurchased and that are not attributable to future delivery of shares in relation to LTIP 2023 is to finally be cancelled by resolutions at future general meetings.

At the end of the year, 679,872 shares had been acquired by the company at a value of KSEK 43,428 and an average price of SEK 63.88, which corresponds to 3.5 per cent of the total number of shares and 71 per cent of the mandate as resolved by the Extraordinary General Meeting. The buy-back programme will continue for the period remaining until 8 March 2024.

Dividends

According to the Board's dividend policy, the company intends to pay an annual dividend corresponding to at least 50 per cent of net profit for the year. The Board of Solid Försäkring proposes that the 2024 AGM resolve on a dividend of SEK 4.50 (2.85) per share.

Proposed appropriation of profits

The following profit is at the disposal of the Annual General Meeting (SEK):

Fair value reserve	-1,387,433
Retained earnings	265,695,187
Net profit for the year	165,362,987
Total	429,670,741

The Board of Directors proposes that profit at the disposal of the AGM be appropriated so that (SEK):

a dividend of SEK 4.50 be paid to the shareholders per share outstanding	82,838,448
to be carried forward	346,832,293
of which, -1,387,433 to Fair value reserve	
	429 670 741

The dividend amount and the retained earnings to be carried forward have been calculated on the number of shares outstanding as per 8 March 2024. No dividends are paid on Solid Försäkring's holdings of treasury shares, with the extra number determined on the record date of the dividend. Solid Försäkring's holdings of treasury shares amounted to 874,978 on 8 March 2024.

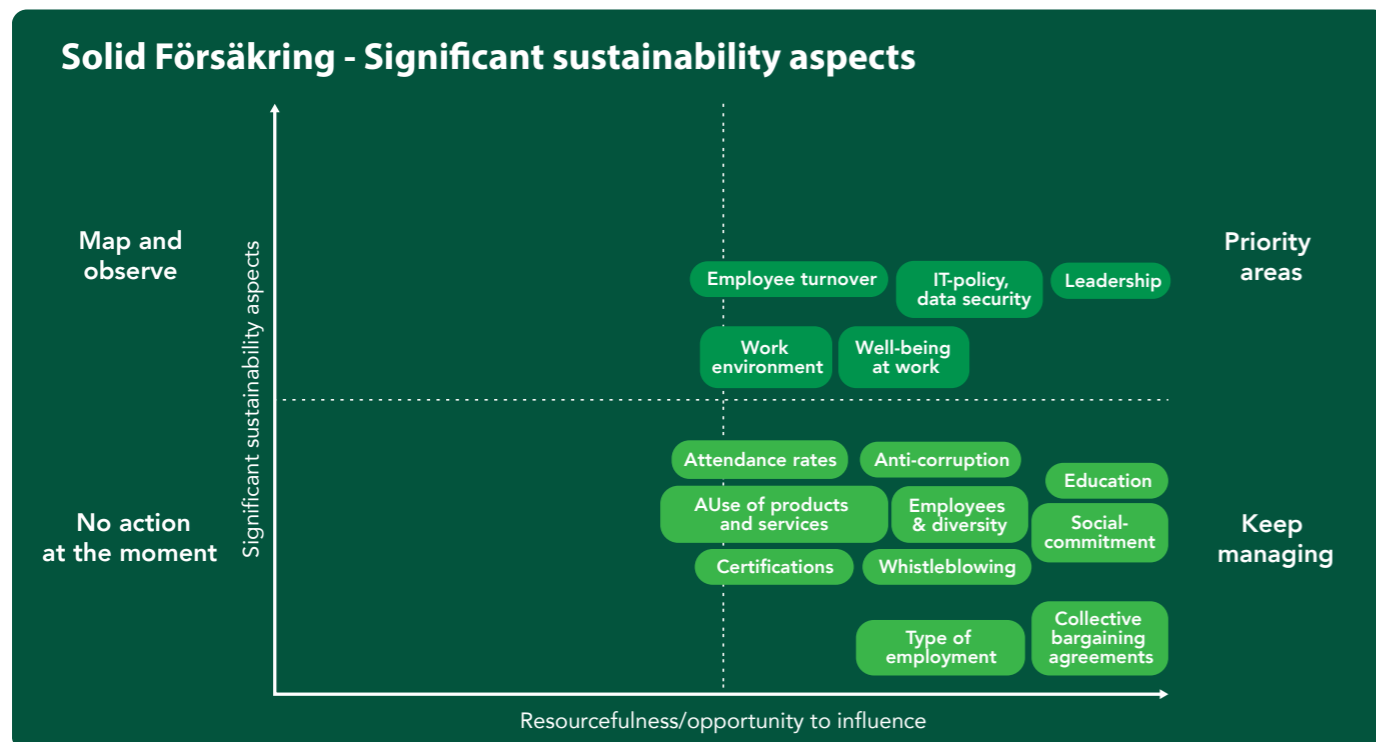
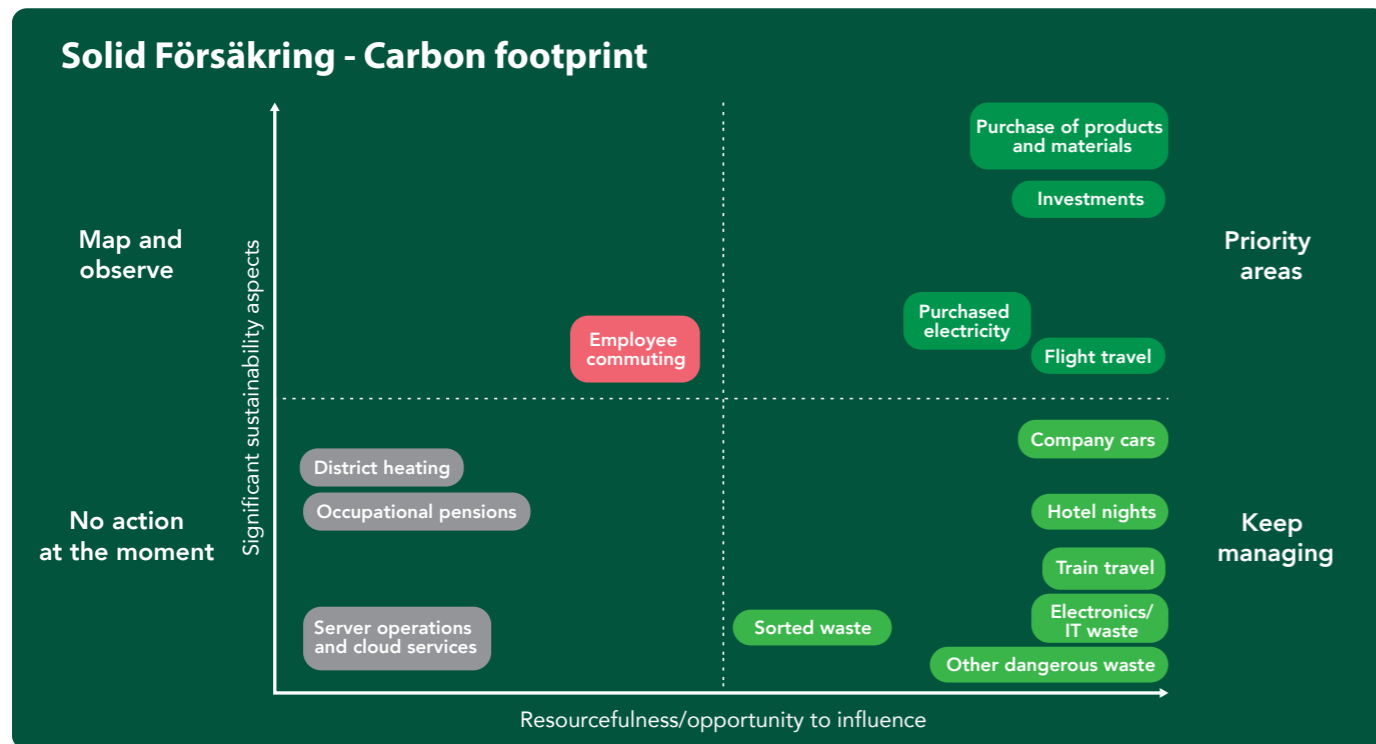


Sustainability Report

About the Sustainability Report

Solid Försäkring's (referred to below as "Solid Försäkring" or "the company") Sustainability Report is based on the materiality analysis carried out in spring 2022 that identified the most relevant sustainability aspects for the company and the most material sustainability topics within the areas that

the company has an opportunity to affect. The materiality analysis clarifies the company's prioritised areas in relation to climate impact and the company's significant sustainability aspects; see diagram below. The materiality analysis has been prepared in collaboration with Position Green and the company primarily uses Position Green's platform for reporting



its sustainability data. Using an established platform such as Position Green ensures systematic management including high-quality data, increased traceability and follow-up over time.

The Sustainability Report also uses the company's governance documents as a starting point, which relate to a number of sustainability areas, such as the occupational health and safety and ethical issues.

Business-driven sustainability work based on customer value

Solid Försäkring's responsible insurance provision is based on transparency and clarity concerning the terms and conditions associated with an insurance policy as well as responsible distribution, marketing and claims adjustment. The foundation of our work is that sustainably not only involves doing what is right but is also about increasing value for both partners and customers and contributing to the long-term sustainable development of society, in which the operations are characterised in all respects by corporate, social and environmental responsibility.

Underlying principles

Solid Försäkring's sustainability activities in the areas of environment, social responsibility and corporate governance is to be integrated throughout the company's value chain, with a focus on the areas in which the company can make the greatest difference. Sustainability activities are to be conducted by engaging stakeholders, such as owners, partners, employees, suppliers, investors, partners, industry and civil society organisations and authorities.

Solid Försäkring intends to conduct its operations in accordance with the UN responsible business initiative, the Global Compact, and thereby comply with the ten principles covering human rights, labour, environment and anti-corruption. The Global Compact, together with the UN Sustainable Development Goals (SDGs), the company's Code of Conduct and guidelines and policies, constitute the framework for the company's sustainability efforts.

Focus of sustainability efforts

The company focuses particularly on four areas – responsible non-life insurance, environment, employees/diversity/equality and social responsibility. The sustainability areas are

developed and identified based on the materiality analysis and in dialog with Solid Försäkring's stakeholders.

- Responsible non-life insurance
- Environment
- Employees/Diversity/Equal Opportunities
- Social responsibility

By focusing on these selected sustainability areas, Solid Försäkring has the objective of contributing to maximising the positive values that the operations generate for customers, partners, employees, owners, the industry and society at large. The company's responsibilities also include minimising the operation's risks through proactive sustainability efforts, robust processes, regulatory compliance and high business ethics.

Respect for human rights is fundamental

Solid Försäkring is active in a market subject to regulatory requirements, which, in a number of ways, regulate and ensure compliance with human rights. The company's business is concentrated in the Nordic countries, within which there is clear national legislation that is based, inter alia, on European and international conventions. Accordingly, the company's exposure to risks linked to human rights is adjudged to be low. Accordingly, Solid Försäkring's opportunities to take responsibility and engage have been assessed to mainly entail the responsible provision of insurance and defending customer privacy, together with social involvement based on the needs that exist in society.

Solid Försäkring has participated in the UN Global Compact since 2022. Global Compact's ten principles include human rights and labour. The Code of Conduct clarifies the company's position on matters such as anti-discrimination, labour, forced labour, child labour, political involvement, freedom of association and collective bargaining.

Solid Försäkring also participates in UN Global Compact Network Sweden's activities and thus keeps abreast of news in the field of sustainability and benchmarks with other organisations in relation to its sustainability work.





THE GLOBAL GOALS

The UN 17 SDGs (Agenda 2030) is an action plan, with Sustainable Development Goals designed to create a sustainable society for people, the planet and welfare. Within the framework of Solid Försäkring's business, the following six UN SDGs have been identified as being possible for the company to influence and contribute to:



Goal 3 Good health and well-being

Good health is a fundamental prerequisite for people's opportunities to reach their full potential and contribute to social progress. As an employer, Solid Försäkring works actively to ensure that it has sustainable employees. The company takes responsibility through, inter alia, sponsorship of sports clubs that create environments where children and young people can grow and develop.



Goal 4 Quality education for all

Solid Försäkring works for an inclusive society, which is channelled in initiatives that support young people's education and entry into the labour market.



Goal 5 Gender equality

Solid Försäkring conducts dedicated work to develop a workplace that is characterised by gender equality, equal opportunity and diversity.



Goal 8 Decent work and economic growth

Solid Försäkring wants to work to be a secure, inclusive and safe workplace and compliance with labour laws, regulations and principles is a matter of course.



Goal 10 Reduced inequalities

For Solid Försäkring, it is a matter of course to offer an inclusive workplace where we embrace differences and where all employees have equal terms and conditions and opportunities for individual professional development. All employees should feel that there are good opportunities to grow with their work assignments.



Goal 12 Sustainable consumption and production

Solid Försäkring bases its non-life insurance operations on transparency and clarity in respect of the terms and conditions associated with an insurance policy as well as responsible distribution, marketing and claims adjustment.

Solid Försäkring wants to:

...inspire sustainable choices

Solid Försäkring wants to encourage a sustainable lifestyle and make it possible for people to take decisions that promote more sustainable development.

...be a responsible company that supports customers, partners and society

Solid Försäkring's commitment to sustainability is prioritised, with a desire to have a positive impact on partners, customers and society.

Solid's responsibility as a business:

...as an employer

Solid Försäkring works actively with gender equality, equal treatment, diversity, a good work environment, development opportunities, participation and a sense of meaning.

...as a company in the region

Solid Försäkring works for an inclusive society, where everyone has an opportunity to utilise their potential. Solid Försäkring wants to contribute to health and participation and support young and new job applicants in the labour market.

...as a company in the industry

Solid Försäkring conducts long-term and responsible work with a focus on the customer. Environmental aspects and human rights are other important areas that are considered in all decisions.

Responsible non-life insurance



Sustainable insurance provision

Solid Försäkring's sustainability efforts are characterised by doing what is right on the basis of regulatory requirements and initiatives at the same time as the company wants to add value for policyholders and contribute to a long-term sustainable social development. Insurance is based on confidence – if this confidence is tarnished, the company may be jeopardised.

Since the insurance industry comprises an important societal function, an extra layer of checks is required. Insurance distribution requires authorisation and is supervised by the Swedish Financial Supervisory Authority. Good order and internal controls are necessary, together with robust internal systems and processes. Solid Försäkring's task as an insurance provider includes safeguarding its employees' and partners' skills and expertise and ensuring that the company's insurance distribution is based on an impartial and personal analysis of customer needs.

According to Solid Försäkring, responsible insurance provision is based on insurance terms and conditions with high transparency and clarity as well as responsible distribution, marketing and claims adjustment. All relevant employees are required to annually undergo compulsory training programmes in accordance with the requirements of Insurance Distribution Directive (IDD). In 2023, 100 per cent of relevant and active employees completed the compulsory IDD training programmes.

Solid Försäkring works continuously to improve the information provided to our customers in order to maintain confidence in the insurance solutions that are offered. It

is important that the insurance terms and conditions are straightforward and easy to understand by both the customers and the claims adjusters so that claims adjustment is performed correctly and the number of complaints is minimised. The company's risk tolerance in terms of the number of complaints in relation to the number of claims is 0.80 per cent. During 2023, the ratio was 0.18 per cent, which is far below the risk tolerance.

In relation to sustainable insurance provision, Solid Försäkring also focuses on making conscious choices when developing insurance solutions, so that they are based on a long-term sustainability perspective. The insurance solutions presented by Solid Försäkring must make it easy for private individuals and companies to make decisions that protect the environment and contribute to sustainability over time. Solid Försäkring works actively to keep its costs low, thereby being able to offer affordable insurance that creates value for our customers.

The core operation of the insurance industry is understanding, managing and underwriting risks. Solid Försäkring depends on the confidence that people have in our industry and the insurance companies' ability to meet their obligations. Through risk prevention, risk reduction and by spreading and distributing risk over several individuals, the insurance industry helps to protect society, promote innovation and support economic development. These are important contributions to a well-functioning and sustainable society.

Preventing claims is one of the most important things that Solid Försäkring can do, both for customers' security and finances and to help protect the planet's resources from overconsumption. Within the framework of Solid Försäkring's continuous efforts to provide sustainable insurance, partners

and suppliers are also trained in order to raise awareness of sustainability aspects in claims adjustment. By repairing a damaged product, primarily by reusing parts as far as possible, rather than replacing it with a new product, claims adjustment becomes effective, long-term and sustainable. In 2023, the breakdown between repairs and total damage was 61 per cent and 39 per cent, respectively, for claims in the Product segment.

Ethically responsible business

Ethical and responsible business is a collective term for Solid Försäkring's undertakings in matters involving availability, responsibility for the supply chain and customer communication as well as customer privacy and anti-corruption.

Solid Försäkring's starting point is an insight that no chain is stronger than its weakest link and thus the responsibility that this entails.

To a considerable extent, assuming responsibility for the supply chain in an insurance company involves ensuring the suppliers' delivery quality and continuity, cost-effectiveness, risk management, regulatory compliance and information security. The final agreement must, inter alia, safeguard the interests of the company's shareholders, provide fair terms and conditions for the suppliers and their employees, and protect the customers' privacy.

Of equal importance are Solid Försäkring's customers, who must be able to understand the agreements that they enter into with the company and the undertakings that they entail. Solid Försäkring always strives for a balance between transparency and availability of information, which is sufficiently comprehensive to ensure that the customers are aware of responsibilities and consequences, without being complicated.

Sustainable investments

The company has a model for evaluating investment counterparties from an ESG perspective. The model is based on external ESG ratings, firstly from an advisory bank and secondly from Sustainalytics. At the portfolio level, these are weighted together through a scoring system calibrated against the advisory bank's ESG model. The long-term targets for the bond and equities portfolios are set on the basis of outperforming the corresponding benchmark portfolios at the advisory bank. As of 31 December 2023, the target was to have a bond and equities portfolio with a higher ESG score than 64 in each portfolio. The outcome on 31 December 2023 was 71.7 and 69.8, respectively, which was better than the internal targets set by the Board.

Continuous development of rules and regulations

Solid Försäkring's legal responsibility is defined by the laws and ordinances in effect for insurance operations at a national and an EU-law level. Regulatory compliance is an integrated part of Solid Försäkring's daily operations. The company strives to be fully compliant with the rules that apply to our licence to operate and with rules that, if violated, could lead to sanctions from a regulatory authority.

In 2023 (for the year 2022), Solid Försäkring presented its first report in relation to the new Norwegian Transparency Act (Act relating to enterprises' transparency and work on

fundamental human rights and decent working conditions), which is based on principles for responsible business issued by the Organisation for Economic Co-operation and Development (OECD) and the UN. The Transparency Act aims to promote respect among companies for fundamental human rights and decent working conditions in the production of goods and provision of services. The starting point is also to increase transparency on how organisations deal with negative impacts in these areas. In 2023, system support for supplier monitoring was implemented and an initial inquiry has been sent to companies and partners that the company cooperates with in Norway.

In 2024, Solid Försäkring will focus on the implementation process of the upcoming Digital Operational Resilience Act (DORA), which will start to apply on 17 January 2025, and prepare for reporting under the CSRD, which the company will be required to do from 2026 for the 2025 financial year. In addition, the company will continue to monitor other sustainability initiatives under the EU Green Deal and changes under Solvency II.

Processing of personal data

Solid Försäkring processes personal data in accordance with the General Data Protection Regulation (GDPR), the company's data protection policy and internal guidelines and procedures. Solid Försäkring's Data Protection Officer regularly checks the company's processing of personal data and that it takes place in accordance with the aforementioned framework.

The company's basic training in personal data processing is mandatory for all employees. In 2023, 100 per cent of the company's active employees completed the training. Solid Försäkring conducts continuous work involving customer privacy and carefully monitors developments in Sweden and in the EU to ensure a high level of regulatory compliance.

Risk minimisation with increased knowledge, good governance and control

Solid Försäkring works proactively on risk and incident management to ensure the right level of protection is applied in respect of information flows and personal data in all parts of the operations. In parallel, there are control systems that identify transactions that deviate from the normal, together with internal authorisation levels for handling information and executing services.

As an employee of Solid Försäkring, it should be easy to do things correctly. The company has therefore prioritised providing easy access to the latest versions of policies and guidelines together with continuous training to ensure the employees' knowledge of relevant rules and regulations and ensure a high level of risk awareness. Solid Försäkring's governance documents are easily available to employees via the company's intranet.

Zero tolerance of all forms of corruption

Corruption undermines democracy, distorts competition, impedes business on equal terms and benefits organised crime. Corruption also results in serious legal risks and reputation risk.

Solid Försäkring's operations are exposed to corruption through, for example, fraud and bribery. Solid Försäkring has



zero tolerance of all forms of corruption and this is regulated internally through the company's anti-bribery policy and guidelines for the risk assessment of corruption. All parts of the company's operations must act ethically, which is also a prerequisite for continuing to earn confidence. To enhance knowledge among the company's employees, mandatory anti-bribery training is provided. In 2023, 100 per cent of the company's active employees completed the training.

Code of Conduct provides fundamental guidelines

To ensure that Solid Försäkring conducts legally correct, fair and ethical operations, the company has a Code of Conduct that encompasses all employees and Board members. All employees have access to the Code of Conduct, including associated policies and guidelines. Solid Försäkring provides mandatory training in the Code of Conduct, which is to be implemented annually. In 2023, 100 per cent of the company's active employees completed the training.

Solid Försäkring's CEO and other members of the management team have the overriding responsibility for the operations' preventive activities and for ensuring that resources, processes and control systems are in place. Solid Försäkring has three levels of control functions (the three lines of defence) to manage risks associated with money laundering and corruption risks and to ensure that the company's transactions and business relations are conducted on an ethically correct basis.

Anonymous channel for whistleblowers

Solid Försäkring endeavours to maintain an open business climate characterised by high business ethics.

Via the whistleblower function, employees and others who in one way or another way find themselves in a work-related situation in relation to Solid Försäkring can report serious improprieties within the company. The whistleblower function is available via the company's website and intranet. The whistleblower system is a confidential communication channel, which means that the informant can choose to be anonymous.

No matter was reported via Solid Försäkring's whistleblower function in 2023.

Solid Försäkring's management of whistleblower matters is regulated in the company's policy and guidelines. The company provides mandatory whistleblowing training for employees. In 2023, 100 per cent of the company's active employees completed the training.

Anti-money laundering measures

The company's Swedish insurance operations are not encompassed by money laundering regulations. However, the Norwegian business is encompassed by corresponding regulations in Norway. At Solid Försäkring, it is a high priority that all of the company's employees have knowledge and are aware of the risk exposure to money laundering, regardless of the country they work in. As support and guidance in countering money laundering, the company arranges mandatory anti-money laundering training. In 2023, 100 per cent of the company's active employees completed the training.

Compulsory and annual training programmes

- In 2023, 100 per cent of the relevant active employees completed the courses within the IDD framework
- In 2023, 100 per cent of the company's active employees completed anti-bribery training
- In 2023, 100 per cent of the company's active employees completed training in Solid Försäkring's Code of Conduct
- In 2023, 100 per cent of the company's active employees completed training in information security
- 100 per cent of the company's active employees completed insider training in 2023
- In 2023, 100 per cent of the company's active employees completed whistleblower training
- In 2023, 100 per cent of the company's active employees completed anti-money laundering (AML) training
- In 2023, 100 per cent of the company's active employees completed training in GDPR

Responsible non-life insurance 2023

Percentage of written complaints in relation to claims during the reporting period	0.18%
Confirmed cases of corruption	0
Whistleblower cases	0
NPS for the reporting period	40

Risks connected to Solid Försäkring's insurance provision

Identified risk	Consequence for	Management of risks
Increased claim costs due to effects of climate change.	<ul style="list-style-type: none"> Impaired profitability for the company due to higher claim costs as a direct consequence of extreme weather, and indirectly from climate change, such as an increase in diseases, pandemics and a changed health situation Higher insurance premiums for the company's customers More costly claims resulting from changes in claims adjustment, such as more costly replacement products 	<ul style="list-style-type: none"> Reinsurance Business environment analysis, and trends and forecasts Continuous stress and scenario tests
Impact on new sales	<ul style="list-style-type: none"> Lower revenue for the company due, inter alia, to changed customer behaviour results in weaker earnings and a lower dividend to the company's shareholders Internal work processes and division of responsibilities 	<ul style="list-style-type: none"> Business environment analysis, regulatory monitoring and trends and forecasts Continuous stress and scenario tests

Environment



Conscious choices for the environment

The results of the materiality analysis carried out by the company show that the areas in which Solid Försäkring has its greatest climate impact, and also has an opportunity to impact, comprise purchases of products and material, investments, purchases of energy in

the form of electricity and heating, business travel and the use of company cars. Solid Försäkring works with measures and by influencing its employees and customers to make climate-smart choices to reduce carbon emissions.

In 2023, Solid Försäkring launched its in-house sustainability training course. The sustainability course focuses on the entire sustainability area, with a content designed to increase understanding of the climate impact in relation to both private life and working life, and has both a global and a local perspective. The course is compulsory for all employees and 100 per cent of the company's active employees completed the course in 2023.

Easier to travel right

Solid Försäkring works to inform its employees that their choices of travel, both while in service and when commuting to and from the workplace, have an effect on climate impact.

To increase awareness of the impact of business travel, the company uses a travel booking system in which the employees can see the climate impact of a specific journey. The company's guidelines for travel make it clear that business travel must be planned and implemented so that the environmental impact is minimised. The environmental impact includes energy consumption, carbon emissions and air pollution.

The company's guidelines for company cars stipulate that certain environmental requirements, such as type of fuel, second-hand value and low fuel consumption, shall be assigned high priority in procurement processes. In 2023, three (3)

company cars were phased out and the number of company cars was 14 at the end of the year. During the year, the two remaining diesel cars were phased out and all company cars are now electric or hybrid.

Commuting by our employees

In spring 2022, Solid Försäkring joined the Sustainable Business Travel 2.0 project, which is financed by the Swedish Energy Agency and is being monitored by researchers from Lund University and Sweden's national centre for research and education on public transport. This project focuses on supporting and coaching companies in the transition to more sustainable travel and on increasing the proportion of digital meetings, which directly results in a decrease in the company's carbon emissions. The project is conducting surveys to map employees' commuting travel habits. Based on the results of the survey, an action plan was designed with measures to encourage the company's employees to choose sustainable travel alternatives, such as cycling, walking or public transport to and from the workplace. In May 2023, an activity was carried out as part of sustainability efforts whereby the company encouraged its employees to travel to work in a different way. According to the completed materiality analysis (described earlier in the sustainability report), employee commuting accounts for a large part of Solid Försäkring's environmental footprint. However, this is an area that can be difficult to influence since many employees have no option but to use their car to get to work. The activity encouraged employees to travel to work in a different way, such as borrowing an electric bike, carpooling with colleagues or using public transport.

The project will continue until the end of 2024 and in the spring of the last year a final survey will be carried out.

Digital meetings and teleworking

As a feature of Solid Försäkring's desire to reduce the climate footprint of the business, the company offers a workplace with

many opportunities to hold digital meetings and participate in digital forums and the like.

The foundation for the company is that employees work at the company's premises, but there is the possibility of working from home if it is compatible with the needs of the business.

This applies to all of the company's employees and is used to varying degrees. When employees work from home, commuting, and thus the environmental impact, is expected to decrease.

Environmental statistics 2023

Commuting		
Total CO ₂ e from employee commuting	85.1	tons CO ₂ e
Company cars		
Total CO ₂ e company cars, Scope 1	3.16	tons CO ₂ e
Total CO ₂ e company cars, Scope 1	0.34	tons CO ₂ e
Total CO ₂ e company cars, Scope 3	1.35	tons CO ₂ e
Business travel		
Total CO ₂ e emissions from flights book via a travel agency, Scope 3	5.27	kg
Total CO ₂ e emissions from rail travel, Scope 3	0,015,174	kg
Total indirect CO ₂ e emissions from hotel accommodation, Scope 3	0,273	tons

Electronics/IT waste		
Number of printer toners replaced	21	
Total amount of electronics/IT waste	113	kg
Electricity consumption		
Electricity consumption for the year	52,000.00	kWh
Total CO ₂ e emissions (market-based, Scope 2)	2.03	tons CO ₂ e
Total CO ₂ e emissions (location-based, Scope 2)	0.34	tons CO ₂ e
District heating consumption		
Total district heating consumption (kWh)	79,000.00	kWh
Total CO ₂ e, Scope 2	4.07	tons CO ₂ e
Purchases of products and materials		
Total CO ₂ e emissions from purchases of copying paper	0.93	kWh
Total CO ₂ e emissions from purchases of mobile telephones	0.43	tons CO ₂ e
Total CO ₂ e emissions from purchases of computers	2.34	tons CO ₂ e

Risks associated with environment and climate

Identified risk	Consequence for	Management of risks
Climate risk – The company's direct impact	<ul style="list-style-type: none"> Damage to the company's brand and credibility as an employer and insurance company unless the company contributes to reducing GHG emissions that lead to climate change 	<ul style="list-style-type: none"> Sustainability policy, and guidelines within the following areas: <ul style="list-style-type: none"> - Travel and company cars - Follow-up of business travel - Carbon follow-up
Climate risk due to, for example, amended legislation, changes in demand for products and services, changes in customer behaviours or other structural changes that occur in order to adjust to a climate-neutral economy, or climate events that could, inter alia, have an impact on the company's investments.	<ul style="list-style-type: none"> The company's operations in the longer term through, inter alia, lost revenue, increased, claim costs, loss of reputation, potential increases in customer credit losses and any decline in the market value of investments. 	<ul style="list-style-type: none"> The company's Risk Committee identifies, oversees and works proactively with both potential risks and with the follow-up of already identified risks and decided actions. The company's Investment Committee monitors risk limits, set by the Board of Directors, connected to the investment portfolio Ongoing monitoring of ESG scoring related to the company's equities and bond portfolio is reported to the Investment Committee Continuous stakeholder dialogues and business environment analysis

Employees/Diversity/Equal Opportunities



Sustainable employees lay the foundation for development and profitability

For Solid Försäkring, it is a matter of course to offer a gender equal, healthy workplace that offers many opportunities for individual professional development, regardless of position in the company.

The relaunch and reemphasis of the company's core values DO IT began in 2022. It continued in 2023 and will last into 2024.

DO IT is an acronym for:

Driven - We are inquisitive, dedicated and consistently encourage each other to take the next step, the next challenge.

Open - We capitalise on opportunities by approachable and receptive.

Innovative - We try out new ways by utilising our creativity and imagination.

Trustworthy - We earn trust by keeping our promises and delivering the right quality

It has been important to focus on our Solid spirit Always Improving -We are constantly evolving. We have the willingness to succeed, the courage to dare and the stamina to cross the finishing line.

Two employees were appointed as the cultural ambassadors of the year. These are two employees who have gone above and beyond and who, in a natural way, embody our values on a daily basis.

Employee satisfaction and well-being

Solid Försäkring carries out employee questionnaires twice a year, once in the spring and once in the autumn. The employee questionnaire is conducted in the company's HR system Hailey. Each department and team with more than five (5) respondents receives its own results. The questionnaire includes an Employee Satisfaction Index (ESI) measurement and an eNPS (Employee Net Promotor Score) as well as questions in the following areas:

- Goals and expectations
- Our values
- Development
- Leadership
- Work situation/work environment
- Psychosocial work environment

In the two questionnaires carried out in 2023, the response rate was above 90% for both questionnaires (91% and 95%), which can be considered a very high response rate.

The Employee Satisfaction Index (NMI) is used as an overall performance indicator to measure and describe the rate at which the employees are, generally speaking, satisfied with

their work situation. NMI is also used to measure employee commitment over time. An NMI between 70 and 80 can be considered to be high and for both of the 2023 questionnaires, the company's NMI was within or above this interval – 82 for the spring questionnaire and 80 in the autumn.

eNPS is an accepted measurement and a valuable indicator of how committed and loyal a company's employees are over time. The eNPS scale ranges from -100 to +100. An eNPS of + 10 per cent and above is regarded as a positive result. The company has a good eNPS in both questionnaires. In the spring questionnaire, the eNPS was as high as 45, and in the autumn questionnaire it went down to 36, which is the same eNPS as in the autumn 2022 survey.

The company's total sickness absence in 2023 was 3.65%, which is a relatively sharp decrease from the previous year when sickness absence was 4.6%. Both short-term and long-term sickness absence have decreased. Of this 3.65 per cent, long-term absence accounted for 59 per cent. This is a gratifying development that shows that the active work carried out in connection with follow-up discussions in the event of repeated short-term sickness absence is having an effect. In the event of longer sick leave, active rehabilitation efforts are conducted, which include work adaptations wherever possible. Occupational health services are engaged as necessary.

The company has suitable premises for its operations, and made further improvements to them during the year in the form of noise-reducing measures. A work environment inspection was carried out as planned in autumn 2023, which revealed only a few areas of improvement that were addressed immediately.

In autumn 2023, an ergonomic review was also carried out at employees' individual workplaces with ergonomists from occupational health services adjusting the workplaces as needed and, if necessary, new aids were also purchased.

The work environment committee and the trade union information group at the Company held four (4) meetings during the year. The meetings are attended by union representatives, a health and safety representative, the CEO and the Head of HR & Sustainability, and the meetings provide information on issues related to employees and occupational health and safety.

In spring 2023, Solid Försäkring started a collaboration with IMR Hållbara Medarbetare. The partnership with IMR began with a lecture on sustainable employees at an information meeting for all the company's employees and an in-depth session for the company's managers. Through IMR, all employees have the opportunity to be assigned a personal health coach who at a health interview sets individual goals based on the individual's wishes and needs linked to, for example, exercise, diet or recovery. Through IMR, a lecture on pain was also published on the company's intranet for all employees to access.

In the autumn, we completed a health challenge on the theme of sustainable employees. The initiative included different ways to earn points focusing on well-being, sleep, diet and exercise.

Continual training through digital channels

All employees have access to the company's training portal Insight and are required to complete a number of compulsory courses annually, including training programmes concerning insurance regulations and the Code of Conduct. The Compliance function and Head of HR & Sustainability ensure that employees complete the compulsory training programmes.

Internal mobility builds culture

All employees should feel that Solid Försäkring offers many opportunities to grow with their work duties and internal mobility is encouraged wherever possible. There were a number of examples of internal mobility during the year in connection with both changes of position and ones advertised as temporary positions.

Diversity and gender equality generates customer value. Employees with diverse backgrounds, genders and experiences enrich the business in many ways, making Solid Försäkring a more creative, profitable and efficient organisation.

The company aims to have an even gender balance in its operations with a distribution of 40/60. In 2023, the average share of female employees was 53 per cent and the average share of female managers was 40 per cent.

There is zero tolerance for discrimination and sexual harassment at Solid Försäkring. Counteracting this and supporting an inclusive workplace in every way must be a given. During

the year, training on victimisation was held for all of the company's managers. This course included a presentation of applicable legislation and regulations and a practical module for managing any cases of victimisation. One of the themes at a company-wide personnel meeting in spring 2023 was victimisation to increase knowledge and awareness of the issue in the organisation.

This year, the annual salary survey was performed in collaboration with AoN in its BAS system. The salary survey is an important feature of work to conduct active measures, which the employer is obliged to take.

The salary survey is carried out annually in order to map and analyse:

1. Regulations and standard practices, such as salaries and other terms of employment that are applied by the employer.
2. Salary differences between men and women who conduct work that may be considered the same or comparable.

No non-objective salary differences were identified in 2023.

Risks connected to Solid Försäkring's diversity and gender equality efforts

Identified risk	Consequence for	Management of risks
Unfair distribution of salaries and benefits	<ul style="list-style-type: none"> • Employees' commitment and willingness to develop • The company's work environment • The company's brand and credibility as an employer and insurance company 	<ul style="list-style-type: none"> • Head of HR & Sustainability for the management and follow-up of policies and guidelines • Remuneration policy • Wages and salaries guidelines • Guidelines for diversity and equal treatment • Guidelines concerning discrimination and victimisation, incl. action plan
Shortcomings in diversity and equal opportunities	<ul style="list-style-type: none"> • Employees' commitment and willingness to develop • The company's work environment • The company's brand and credibility as an employer and insurance company 	<ul style="list-style-type: none"> • Guidelines for diversity and equal treatment • Guidelines concerning discrimination and victimisation, incl. action plan • Plan for active measures • Training initiatives, such as occupational health and safety training
Risks concerning social conditions, primarily labour standards, health and safety, discrimination and victimisation	<ul style="list-style-type: none"> • Employees' commitment and willingness to develop • The company's work environment • The company's brand and credibility as an employer and insurance company 	<ul style="list-style-type: none"> • Work environment training for managers • The company's Code of Conduct • Guidelines concerning discrimination and victimisation, incl. action plan • Guidelines for diversity and equal treatment • Whistleblower function. • Systems support for risk and incident reporting is available for all employees on the company's intranet.

Employee statistics 2023

Number of employees	Average 2023	Share
Women	40	53%
Men	35	47%
Total number of employees	75	100%
Share of women managers, average 2022		40%
Share of women in management team at year-end		43%
Share of women on the Board at year-end		40%

Age distribution	< 30 years of age	30-50 years of age	> 50 years of age
Solid Försäkring employees	12%	49%	39%
Management team	0%	71%	29%
Board of directors	0%	20%	80%

Employee turnover – permanent employees	11.58 %
---	---------

Sickness absence	
Total sickness absence	3.65%
Sickness absence, short-term	1.50%
Sickness absence, long-term	2.15%
Total sickness absence, women	1.63%
Total sickness absence, men	2.02%

Number of active employees who participated in the offered performance review.	100 %
--	-------

Employee questionnaire	
Response rate	91%
ESI	82
eNPS	45

Forms of employment	
Permanent employees	93.06%
Temporary employees	6.94%
Consultants - worked more than 80% for Solid for certain periods	2

Collective bargaining agreements	
Share of employees covered by collective bargaining agreements	94.44%
Number of employees entitled to choose if they want to be represented by a trade union	100%

Sustainable employees	
Reported work-related injuries	0
Number of active employees who participated in targeted activities during the spring	32%
Number of active employees who participated in targeted activities during the autumn	29%

Volunteers	
Number of employees who chose to make an effort as a volunteer	5

Social responsibility



Social responsibility – both large and small

Solid Försäkring assumes social responsibility by working for a positive and inclusive society, where everyone has an opportunity to utilise their potential. Solid Försäkring aims to be a business that is characterised in all respects by corporate, social and environmental responsibility. Through partnerships and commitments, Solid Försäkring contributes value for society with a particular focus on supporting young and new job applicants in the labour market.

Volunteer work

Every year, Solid Försäkring's employees spend eight hours doing volunteer work in the neighbourhood. The focus shall primarily be to support young and new job applicants in the labour market. Among other things, the employees were offered, in collaboration with the non-profit organisation Driving Force, and an opportunity to participate in mentorship activities, as well as to help young people with their homework. During the year, five (5) employees were involved in Driving Force both as homework helpers and as mentors.

Community engagement

Solid Försäkring's presence in the local community is manifested in the form of conscious and long-term sponsorship of, inter alia, sports clubs, Team Rynkeby and the Childhood Cancer Fund.

Involvement in the business environment

Solid Försäkring has continued to provide support to the Helsingborg-based initiative Support for Ukraine, which sends supplies to the needy in Ukraine. The company has supported the initiative since July 2022 with monthly financial donations. Among other things, the company has supported the purchase of food and medical supplies.

About the Sustainability Report

This is Solid Försäkring's third Sustainability Report as a listed company. The content of the Sustainability Report is based on current governance documents concerning sustainability and the company's materiality analysis that was implemented during spring 2022 (see page 22).

Solid Försäkring's Sustainability Report has been prepared in accordance with Chapter 6, Section 10 of the Swedish Annual Accounts Act. The auditor's statement on the formal Sustainability Report is appended and is limited to an opinion on page 74 on whether the Sustainability Report has been prepared.

For the reporting of sustainability data, the company primarily uses Position Green's platform. This involves systematic management that ensures high-quality data, increased traceability and follow-up over time.

Stakeholder dialogues

For Solid Försäkring as a company, it is important to keep abreast of matters related to the business environment and stakeholders that impact the business and its development. The stakeholders that have been identified as being most important to the company are customers, employees, partners, owners and public authorities.

The table below is a summary of the company's most important stakeholder groups and how dialogues are held with them, as well as the issues that are central in the dialogue.

Materiality analysis

The materiality analysis implemented in spring 2022 identified the most relevant sustainability aspects for the company and the most material sustainability topics within the areas that the company has an opportunity to affect. The materiality analysis clarifies the company's prioritised areas in relation

to climate impact and the company's significant sustainability aspects; see diagram on page 22.

Ahead of Solid Försäkring becoming subject to the CSRD and ESRS, a new double materiality assessment will be carried out in 2024 and based on it, it will become clear which matter the company will need to focus on in the future.

Governance of Solid Försäkring's sustainability work

Due to Solid Försäkring's operations, it is subject to regulatory requirements concerning ethical business behaviour and also has a responsibility for the operations' impact on people, society and the environment.

The company complies with the laws in force in the countries where it conducts operations, such as competition regulations, environmental legislation, labour market laws and collective bargaining agreements that impact the operations. Solid Försäkring respects international conventions concerning human rights, which serve as lodestars for its own operations.

Stakeholder group	Formats for dialogues	Matters on the agenda
Customers	Customer meetings	Digital services, such as My Pages
	Customer service	Issues concerning invoices and fees
	Social media	Customer experience
	Customer surveys	Responsible insurance advice
Employees	Materiality analysis	Values, governance and management
	Daily meetings and discussions	Occupational health and safety
	Performance reviews	Skills development and career
	Leaders' forums	Diversity and equal treatment
	Intranet	Sustainability work
	Introduction of new employees	Community responsibility and contributions to sustainable development
	Employee questionnaire	Sustainable employees
Partners	Personnel meetings	Training programmes
		Sustainability Committee
	Correspondence (email, telephone, Teams, etc.)	New ordinances and regulations that influence the services used and distributed by partners via Solid Försäkring
Owners	Customer meetings	IT integration
	Strategic partnerships	Partner portal
	Materiality analysis	Economic performance
	Investor meetings	Sustainable growth and return
Society	General meetings	Risk management and financial stability
	Presentation of the Interim Report	Sustainability work
	Annual and Sustainability Report	
	Public authorities	Supervision
	Reporting	

The company's sustainability policy and guidelines, together with underlying policies, establish frameworks and a direction for sustainability efforts.

The shared corporate culture is based on the company's values – Driven, Open, Innovative and Trustworthy – which are well rooted in the operations.

Organisational structure of sustainability efforts



*The sustainability committee is led by the Head of HR & Sustainability on behalf of the CEO.

Sustainability governance and responsibilities

The Board of Directors has the ultimate responsibility for sustainability efforts in the company and is required to ensure that policies are adopted for efficiently managing sustainability risks in the operations. The Board is required to work to ensure that sustainability issues are integrated in the formulation of goals, strategies, follow-up and evaluation of the operations. The Board also adopts the company's Sustainability Report as part of the Annual Report each year.

The CEO is required to regularly evaluate whether the company checks and manages its sustainability risks efficiently and appropriately.

During the year, preparations were made for the company becoming subject to the CSRD and ESRS. Among other things, the CSRD will increase the responsibilities of the Board and management, and for this reason planning has begun to implement training activities in 2024.

Solid Försäkring's Sustainability Committee is a link between the operational and strategic sustainability efforts. The Sustainability Committee is responsible for initiating, driving and following up the operational sustainability efforts with the aim of ensuring compliance with the company's long-term undertakings. The committee prepares matters concerning the focus areas, orientation and activities required to achieve decided sustainability targets, prior to them being addressed and decided by the Board of Directors. The committee is led by the company's Head of HR & Sustainability and comprises senior executives and the Risk and Compliance functions.

The Head of HR & Sustainability is also responsible for coordinating, supporting and following up sustainability activities to ensure that they are reported in accordance with national legislation and voluntary international standards.

Code of Conduct – Solid Försäkring's overriding governance instrument

Solid Försäkring's Code of Conduct clarifies, inter alia, the company's views on business ethics, working conditions, diversity, gender equality and equal opportunities. The Code of Conduct also provides guidance to all employees, regardless of function and role in the company, so that they act ethically and in a way that inspires confidence among partners, customers, public authorities and other stakeholders.

Governance; anti-corruption

Solid Försäkring works on the basis of a model with three lines of defence, whose aims include countering money laundering and terrorism financing, managing other corruption risks in the operations and ensuring that the company's transactions and business relations are conducted on an ethically correct basis.

- The first line of defence focuses on the risks that could arise in the business operations.
- The second line of defence comprises the company's Compliance, Risk Management and Actuarial functions, which operate independently and conduct continuous controls of the operations.
- The third line of defence comprises the internal audit, which independently examines the company's operations and evaluates how the other control functions manage and assess risks.

Governance; customer privacy

Solid Försäkring has a data protection officer who checks compliance with data protection laws and reports to the CEO and the Board. The area also overlaps with other control functions in the second and third lines of defence.

Governance; responsible insurance provision

Responsible insurance distribution is based on transparency and clarity concerning the terms and conditions associated with an insurance policy as well as responsible distribution, marketing and claims adjustment.

The insurance industry fulfils an important function in society, which means that the players in the industry have a huge responsibility to conduct their business operations based on applicable rules and according to the supervisory authorities. Insurance distribution requires authorisation and is supervised by the Swedish Financial Supervisory Authority. The company's task as an insurance provider involves safeguarding its employees' skills and expertise and ensuring that the company's insurance distribution is based on an impartial and personal analysis of customer needs.

The core operation of the insurance industry is understanding and managing risks. As an insurance provider, we are dependent on the confidence people have in our industry and in the insurance companies' ability to meet their obligations. By

carrying out preventive risk reduction measures and spreading and distributing risk between several individuals, the insurance industry can help protect society, promote innovation and support economic development. This is an important contribution to a well-functioning and sustainable society.

Through, inter alia, monthly spot checks, this work is examined on the basis of prevailing criteria and rules and regulations. The control functions and internal audit regularly check various parts of the processes connected to insurance provision.

Governance; environment

The company will be part of environmentally sustainable development and will reduce its environmental impact. To reduce its environmental impact, Solid Försäkring will implement processes to consider and reduce its impact in all parts of the operations and set targets and take actions to reduce any impact caused by the operations.

Solid Försäkring's sustainability policy comprises the foundation for the company's environmental activities and it is adopted annually by the Board. Sustainability data is reported in Position Green and to management and the Board.

Governance; employees, diversity and gender equality
Solid Försäkring is required to work actively with gender equality, equal treatment, diversity, a good work environment, development opportunities, participation and a sense of meaning. The company shall work for an inclusive society, where everyone has an opportunity to utilise their potential. Solid Försäkring's Code of Conduct clarifies the company's position on matters such as anti-discrimination, labour standards, forced labour, child labour, political commitment, freedom of association and the right to collective bargaining agreements. The role of the Head of HR & Sustainability is to drive, develop and follow up work involving sustainability, diversity and health. The Head of HR & Sustainability also works on remuneration and benefits. The responsibilities of this role mainly include overseeing remuneration levels, conducting an annual analysis of salaries and formulating policies and guidelines for salaries, pensions and benefits.

Governance; social responsibility

The Sustainability Committee is responsible for driving, following up and reporting the company's sustainability efforts. This responsibility includes work to continuously develop and broaden the orientation of the company's social responsibility and creating new partnerships and networks within relevant areas.

Selection of policies and guidelines:

- Sustainability Policy
- Policy for governance, management and control of risks
- Code of conduct
- Whistleblowing policy
- Anti-bribery policy
- Policy on anti-money laundering and terror financing (Norway)
- Insider policy
- Policy for information security
- Policy for complaint handling
- Remuneration policy
- Data protection policy
- Sustainability guidelines
- Guidelines for diversity and equal treatment
- Guidelines concerning victimisation
- Guidelines concerning salaries
- Travel guidelines
- Guidelines concerning work environment
- Code of Conduct for Suppliers
- Guidelines for assessment of corruption



Corporate governance report

Well-functioning corporate governance is a prerequisite for maintaining confidence in Solid Försäkring in the financial market and for creating added value for the company's stakeholders. As a feature of this and to prevent conflicts of interest, roles and responsibilities are defined clearly and allocated among shareholders, the Board of Directors, Management and other stakeholders. Here follows a detailed description of corporate governance at Solid Försäkringsaktiebolag (publ) ("Solid Försäkring").

This Corporate Governance Report has been prepared pursuant to the Swedish Annual Accounts Act and the Swedish Corporate Governance Code (the Code).

Corporate governance/Management model/ Governance and management

Solid Försäkring is a Swedish public limited-liability Company whose shares were listed on Nasdaq Stockholm on 1 December 2021. The Company's corporate governance practices are predominantly based on Swedish law, the Swedish Financial Supervisory Authority's regulations, the company's Articles of Association and internal governance documents. The basis of the governance of Solid Försäkring is the Swedish Companies Act (2005:551), the company's Articles of Association, Nasdaq Stockholm's Rule Book for Issuers and the Code. The company also applies the Swedish Annual Accounts Act (1995:1554), the Swedish Insurance Business Act (2010:2043) and other applicable Swedish and international laws and regulations that affect listed companies.

Swedish Corporate Governance Code

The Code applies to all Swedish companies whose shares are listed on a regulated market in Sweden and is applicable from the first day of trading. The Code has been applied since 1 December 2021 when Solid Försäkring was listed on Nasdaq Stockholm. The Code is available at www.bolagsstyrning.se.

The Code specifies a norm for acceptable corporate governance at a higher level of ambition than the Swedish Companies Act and the minimum requirements of other regulations. The Code is based on the "comply or explain" approach, which means that the company does not have to follow each rule of the Code at every point in time but is permitted to choose other solutions that are adjudged to better match the circumstances in a specific case, assuming that the company openly reports every such deviation, describes the solution that was chosen instead and states the reason for this in the corporate governance report. The company did not have any deviations from the Code.

Shareholders' involvement in corporate governance/Largest shareholders

Solid Försäkring's share register is managed by Euroclear Sweden AB. The total number of shares in the company as per 31 December 2023 was 19,283,522.

Shareholders (ownership exceeding 10%) as per 31 December 2023

Shareholders	Number of shares	Shareholding, per cent
Waldakt Aktiebolag	5,788,555	30.02%
Investment AB Spiltan	1,973,097	10.23%

General meetings

General meetings of shareholders are the company's highest decision-making body. A general meeting may resolve on every issue in the Company that does not expressly fall under another Company unit's exclusive competence. At the Annual General Meeting (AGM), which is to be held within six months of the end of the financial year, the shareholders exercise their voting rights on issues such as the adoption of income statements and balance sheets, appropriation of the Company's profit or loss, discharge from liability of Board members and the CEO for the financial year, election of Board members and auditors and remuneration of Board members and auditors.

In addition to the AGM, Extraordinary General Meetings may be convened.

In accordance with the Articles of Association, the official notice of a general meeting must be announced in the Swedish Official Gazette (Post- och Inrikes Tidningar) and by making the notice available on the Company's website. That the official notification has been issued must simultaneously be announced in Svenska Dagbladet. Prior to each general meeting, a press release is published in Swedish and English, including the official notice in its entirety.

The Chairman of the Board and as many of the other Board members as are required for the Board of Directors to be quorate, as well as the CEO, must attend general meetings in the company. In addition to the aforementioned, at least one member of the Nomination Committee, at least one of the company's auditors and, if possible, all Board members must participate in AGMs.

The Articles of Association contain no specific clauses governing the appointment or dismissal of Board members, limitations on the shares' transferability or amendments of the Articles of Association. At present, there are no resolutions issued by general meetings authorising the Board to decide that Solid Försäkring will issue new shares.

Resolutions passed at the 2023 Annual General Meeting included:

- Adoption of income statement and balance sheet.
- Resolution on the allocation of the company's earnings as stated in the adopted balance sheet.
- Resolution to reduce the share capital by cancellation of own shares and increase the share capital through a bonus issue.
- Resolution to authorise the Board to decide on the acquisition of own shares.
- Resolution to introduce a long-term incentive programme, LTIP 2023
- Resolution concerning discharge of members of the Board and the CEO from personal liability
- Adoption of the fees to be paid to the Board of Directors and auditors.
- Re-election for a term until the next AGM of Board members Lars Nordstrand, Fredrik Carlsson, David Nilsson Sträng, Marita Odélius and Lisen Thulin.
- Lars Nordstrand was re-elected as Chairman of the Board.
- Election of auditor.

Solid Försäkring's forthcoming Annual General Meeting will be held on 25 April 2024.

Right to participate in a general meeting

All shareholders who are registered in the transcript of the share register pertaining to circumstances five weekdays prior to the meeting (including Saturdays) and who have notified their intent to participate in time according to what is stipulated in the official notice, are entitled to participate in the meeting and vote for the total number of shares that they hold. The shareholders who are unable to attend in person may be represented by proxy.

In addition to registering with the company, shareholders whose shares are held in the custody of a nominee through a bank or a securities institution must temporarily register their shares in their own name with Euroclear Sweden in order to be entitled to participate in the meeting. Shareholders should inform their nominees of this well in advance of the record date.

Solid Försäkring's Articles of Association do not contain any limitations on how many voting rights each shareholder may have at the general meeting.

Nomination Committee

The Nomination Committee represents Solid Försäkring's shareholders. The Nomination Committee's task is to formulate and submit proposals concerning resolutions on the number and election of Board members, the Chairman of the Board, fees to be paid to the Board of Directors and for work on its committees, election of and fees to be paid to the Company's auditors and the instructions for the Nomination Committee that are to govern the Nomination Committee's work and composition.

The Nomination Committee's work focuses particularly on ensuring that the Board is composed of members possessing knowledge and experience matching the requirements that the prevailing rules and regulations and Solid Försäkring's owners place on Solid Försäkring's Board, including the requirements specified in the rules and regulations for insurance companies and the Code. In the process of formulating proposals concerning election of Board members, the Chairman of the Board therefore also presents to the Nomination Committee the evaluation that has been conducted of the work of the Board and the individual members over the past year, and the Nomination Committee is provided with an opportunity to meet the Board members. The Nomination Committee also prepares the election of an auditor. Shareholders may submit proposals to the Nomination Committee in accordance with the instructions presented on Solid Försäkring's website.

The Annual General Meeting passes resolutions concerning which Nomination Committee instruction shall apply for Solid Försäkring's Nomination Committee. In accordance with the Nomination Committee instruction, the Nomination Committee is to be comprised of the Chairman of the Board and Board members appointed by the four shareholders with the greatest number of votes on the final banking day in August every year. The composition of the Nomination Committee must normally be announced no later than six months prior to the AGM. Should any of the four largest shareholders waive their right to appoint a member to the Nomination Committee, the shareholder who has the next largest

shareholding is granted the right to appoint a member. If a member leaves the Nomination Committee before its work is completed, and the Nomination Committee deems it suitable to appoint a replacement, the replacement member shall be appointed by the same shareholder, or, if this shareholder no longer has sufficient shareholding to have the right to appoint a member to the Nomination Committee, the member shall be appointed by the shareholder who is next in line in terms of the size of shareholding.

The member appointed by the largest shareholder in terms of votes is to be appointed chairman of the Nomination Committee. The members of the Nomination Committee must be announced no later than six months prior to the Annual General Meeting. Any changes to the composition of the Nomination Committee shall immediately be publicised. No remuneration shall be paid to members of the Nomination Committee. However, the company is liable for any potentially necessary expenses related to the work of the Nomination Committee. The Nomination Committee's mandate period remains in effect until the public release of the revised composition of the Nomination Committee. The Nomination Committee's recommendation of the election of the Board and auditor is presented in the notice of the general meeting and on the company's website.

The Nomination Committee applies Item 4.1 of the Code as its diversity policy and strives for a composition of competencies and experiences that match the requirements to which the Board of Directors of Solid Försäkring are subject. The Nomination Committee is of the opinion that the diversity issue is important and works actively, inter alia, to achieve an even gender distribution.

The Nomination Committee's proposals to the 2024 AGM will be published in the official notification and on Solid Försäkring's website, and, insofar as they pertain to proposals concerning election of the Board of Directors, in a press release as soon as the proposal has been finalised.

Ahead of the 2024 AGM, the Nomination Committee comprises: Martin Bengtsson appointed by Waldakt AB (the Bengtsson family) (30.0 per cent of the votes); Wilhelm Börjesson appointed by Investment AB Spiltan (10.2 per cent of the votes), Jonas Strömberg appointed by Erik Selin (3.2 per cent of the votes), Dag Marius Nereng appointed by Protector Forsikring (3.0 per cent of the votes) and Lars Nordstrand in his capacity as Chairman of the Board of Solid Försäkring. Since Waldakt AB is the largest shareholder of Solid Försäkring, Martin Bengtsson is the Chairman of the Nomination Committee in accordance with the applicable instructions for the Nomination Committee.

Board of Directors

The Board of Directors is, after the General Meeting, the company's highest decision-making body and the highest executive body. The Board's assignments are primarily governed by the Swedish Companies Act. The work of the Board is also governed by the rules of procedure adopted annually by the Board. The rules of procedure regulate, inter alia, the division of work and responsibilities between the Board and the CEO, and contain procedures for financial reporting by the CEO.

The Board also adopts rules of procedure for the Board's committees. The Board's duties include establishing strategies, business plans and budgets, issuing interim reports and statutory accounts and adopting policies. The Board must also monitor the Company's financial development, ensure the quality of the financial reporting and the control functions' reporting and evaluate the Company's operations based on the established objectives and policies adopted by the Board of Directors. Finally, the Board also takes decisions about major investments and organisational and operational changes in the Company.

The Chairman of the Board, in close cooperation with the CEO, shall oversee the company's performance. The Chairman of the Board directs the work of the Board of Directors and creates an open and constructive dialogue. Other duties of the Chairman include monitoring and evaluating the competencies and work of individual Board members and their contribution to the Board of Directors.

In addition to the elected Board members, the CEO, CFO (Chief Financial Officer) and the Secretary of the Board also participate in Board meetings. Other members of company management and other administrators participate as reporters in respect of special items of business.

Evaluation of the Board

The Board regularly conducts a systematic evaluation whereby Board members are given an opportunity to forward their views on work methods, Board material and their own and other members' input to the work of the Board in order to develop the Board's work and provide the Nomination Committee with a relevant decision-making base prior to the AGM.

The Board's evaluation for 2023 was implemented through interviews with two Board members. A Board evaluation was also performed via the Boardclik system. The Board's evaluation was also presented to the Nomination Committee.

Members of the Board

Board members are elected each year by the annual general meeting for the period until the end of the next Annual General Meeting. According to Solid Försäkring's Articles of Association, the Board of Directors shall comprise three to ten AGM-elected members. The Board currently consists of five members elected by the Annual General Meeting for a term until the end of the 2024 AGM.

Under the Code, a majority of the Board members elected by the annual general meeting must be independent in relation to the company and its management. To determine whether a Board member is independent, a collective assessment must be made of all circumstances that may give reason to question a Board member's independence in relation to the company or its management team, such as if a Board member has recently been employed by the company or one of its related companies.

At least two of the Board members who are independent in relation to the company and its management must also be independent in relation to the company's major shareholders. In order to determine this independence, the scope of the member's direct or indirect relations to major shareholders must be taken into account. Major shareholders are defined under the Code as shareholders who directly or indirectly control 20 per cent or more of the company's shares or voting rights.

Members of the Board 2023

Name	Function	Elected	Independence	Audit Committee	Remuneration Committee	Corporate Governance Committee	Attendance Board meetings	Presence at Committee meetings	Total fee 2023	Own and related parties' number of shares on 31 Dec
Lars Nordstrand*	chairman	2014	yes	•	•	•	19/19	15/15	683,336	16,000
Fredrik Carlsson	Board member	2012	yes	•	•		19/19	9/9	366,668	33,725
David Nilsson Sträng	Board member	2019	yes				19/19		249,996	0
Marita Odélius	Board member	2021	yes			•	18/19	6/6	366,668	2,340
Lisen Thulin	Board member	2021	yes	•		•	19/19	12/12	383,332	1,500

* Chairman since 2019.

Board of Directors 2023



Lars Nordstrand

- Born in 1951.
- Chairman of the Board since 2019

Education and professional experience: Bachelor's degree in Humanities from Uppsala University. B.Sc. in Teacher Education and studies in economics, business administration and political science from Umeå University. Former CEO of Moderna Försäkringar and Movestic Livförsäkring AB. Chairman of the Board of Anticimex försäkringar AB, EAL Insurance AB and Euro Accident Livförsäkring AB. Board member of Movestic Livförsäkring AB and Nordnet Pensionsförsäkring AB. Deputy Board member of Försäkringsbranschens Arbetsgivareorganisation Service Aktiebolag.

Other significant appointments: Chairman of the Board of Akademikerförsäkring and Nordnet Pensionsförsäkring AB. Board member of Masama AB and Resurs Holding AB.



Fredrik Carlsson

- Born 1970.
- Member of the Board since 2012.

Education and professional experience: MBA from Nijenrode University, The Netherlands Business School. B.Sc. in Business Administration from the School of Business, Economics and Law at the University of Gothenburg. Former Global Head of Research, SEB Enskilda, Head of Equities, Second AP Fund, Bank of America/Merrill Lynch and HSBC.

Other significant appointments: CEO of Sönerna Carlsson Family Office AB. Chairman of Svolder Aktiebolag and Sten A Olssons Pensionsstiftelse. Board member of Resurs Holding AB and Torsten och Wanja Söderbergs Stiftelser (Foundations).



Marita Odélius

- Born in 1961.
- Board member since 2021.

Education and professional experience: MSc in Economics and Business Administration. Authorised Public Accountant. Former CEO of Fora AB. Group CFO and Head of Process & Synergies, Skandia Nordic.

Other significant appointments: Board member of Resurs Holding AB and Movestic Livförsäkrings AB.



David Nilsson Sträng

- Born 1980.
- Member of the Board since 2019.

Education and professional experience: B.Sc. in Engineering, Industrial and Product Design from Halmstad University. Former CEO of SmartRefill i Helsingborg AB. Chairman of Hetch AB and Get AI Sweden AB. Board member of Digimail Sverige AB, SmartRefill i Helsingborg AB and Invest in Skåne AB. Deputy board member of Interia design AB.

Other significant appointments: CEO of Hetch AB. Chairman of Noboto Innovation AB. Board member of Della8 AB, Hetch AB, Helsingborgs IF AB, Invest Tech Loop 1, Tech Loop Capital AB and Techning AB.



Lisen Thulin

- Born 1970.
- Board member since 2021.

Education and professional experience: Master's degree and Master of Business Administration from Stockholm University. Board member of Bliwa Livförsäkring and Modernac.

Other significant appointments: CEO of Akademikertjänst I.A.S Aktiebolag and Aktiebolaget Akademikerförsäkring i Stockholm. Board member of Nordnet Pensionsförsäkring AB.

Board committees

Solid Försäkring is a Swedish public limited-liability company whose shares were listed on Nasdaq Stockholm on 1 December 2021. The Company's corporate governance practices are predominantly based on Swedish law, the Swedish Financial Supervisory Authority's regulations, the company's Articles of Association and internal governance documents. The basis of the governance of Solid Försäkring is the Swedish Companies Act (2005:551), the company's Articles of Association, Nasdaq Stockholm's Rule Book for Issuers and the Code. The company also applies the Swedish Annual Accounts Act (1995:1554), the Swedish Insurance Business Act (2010:2043) and other applicable Swedish and international laws and regulations that affect listed companies.

The Board of Directors' overriding responsibility may not be delegated but the Board establishes from among its own members committees that prepare, evaluate and follow up issues within various areas prior to Board decisions. The Board has established an Audit Committee in accordance with the Swedish Companies Act and a Remuneration Committee in accordance with the Code. In addition, the company has also established a Corporate Governance Committee. All committees have rules of procedure established by the Board that regulate the work of the committees.

Audit Committee

The Audit Committee comprises Fredrik Carlsson (chairman), Lisen Thulin and Lars Nordstrand. According to Chapter 8, Section 49b of the Companies Act, the primary tasks of the Audit Committee include ensuring that the Board fulfils the requirements of monitoring responsibility in respect of internal control, audits, internal audits and risk management connected to accounting and financial reporting. Additionally, the Audit Committee's tasks include, following consultation with the Corporate Governance Committee, ensuring that the Company complies with the applicable laws and regulations for the company's auditing, capital requirements and other financial requirements. In addition, the Audit Committee is to prepare issues about the procurement of audits and other services from the auditor and prepare certain accounting and audit matters that are to be handled by the Board. The Committee is also to examine and monitor the auditor's impartiality and independence and, in so far as that the Nomination Committee is not assigned this task, the Committee is to assist in the preparation of proposals to the general meeting's election of auditors. The Audit Committee satisfies the requirements of accounting and auditing competencies stipulated in the Swedish Companies Act.

Remuneration Committee

The Remuneration Committee comprises Lars Nordstrand (Chairman) and Fredrik Carlsson. The primary tasks of the Remuneration Committee are to prepare the Board's motions on remuneration principles, remuneration and other terms of employment for company management, follow and evaluate ongoing programmes of variable remuneration for company management and programmes completed during the year, as well as to follow and evaluate the application of any guidelines for remuneration of senior executives established by the general meeting as well as the applicable remuneration structures and levels. The Remuneration Committee is also to monitor the completed audits of the control functions concerning remuneration and assess if the remuneration

system takes into account all of the risks based on the Company's risk profile and, if necessary, submit proposals for an action plan to the Board. The Remuneration Committee also examines the Board's report on remuneration ("remuneration report").

Corporate Governance Committee

The company's Corporate Governance Committee comprises Chairman of the Board Lars Nordstrand and Board members Lisen Thulin and Marita Odélius (chairman). The Corporate Governance Committee's tasks include evaluating the company's internal control and policies pertaining to compliance, risk control and internal audit, insofar as these do not influence the financial reporting, which is handled by the Audit Committee. The committee is also to evaluate observations and proposals for measures based on reports submitted by the company's control functions, and review the company's own risk and solvency assessment (ORSA). The Corporate Governance Committee advises the company's Board on issues concerning internal control and corporate governance.

CEO and other senior executives

The CEO's responsibility is governed primarily by the Companies Act but also by the company's Articles of Association, the Code and internal governance documents. In accordance with the Companies Act, the CEO is subordinate to the Board of Directors and is responsible for the daily management of the company according to the Board's instructions and guidelines. The division of responsibility between the Board and the CEO is specified in the rules of procedure for the Board of Directors of Solid Försäkringsaktiebolag – Appendix 1 Division of duties between the Board of Directors and the CEO – and in instructions for financial reporting. The CEO is subordinated to the Board and is responsible for the continuous management of the company and day-to-day operations. The CEO is also responsible for preparing reports and compiling information from Management prior to Board meetings and serves as a presenter at Board meetings. According to internal governance documents for financial reporting, the CEO is responsible for financial reporting in Solid Försäkring and thus for ensuring that the Board receives adequate information for being able to continuously evaluate the company's financial position. Accordingly, the CEO keeps the Board continuously informed about the operations' development, earnings and financial position, liquidity development, major business events and every other event, circumstance or condition that may be assumed to be of significant importance to the company's shareholders. The CEO shall also lead executive management and execute the decisions made by the Board. In accordance with the regulations governing management suitability assessments for companies under the supervision of the Swedish Financial Supervisory Authority, the company's CEO must be approved by Authority.

The company's CEO is Marcus Tillberg. The management team comprises, aside from the CEO, Sofia Andersson (CFO), Johan Hähnel (Head of IR), Jonatan Heberlein (Head of Legal), Anneli Liljeros (CCO), Robert Olsson (Head of Operations), Patrik Jönsson (CIO) and Kristina Bagge (Head of HR & Sustainability).

The remuneration of the CEO and other senior executives

may comprise fixed salary, long-term incentive programmes, pension and other benefits. At the Extraordinary General Meeting on 4 October 2021, it was resolved to adopt remuneration guidelines for the CEO and other senior executives. Remuneration of the CEO and other senior executives shall

be decided by the Board in accordance with the guidelines for remuneration of senior executives resolved by the AGM and internal policies based on other rules and regulations on remuneration in insurance operations that may apply from time to time.

Management team

Name	Function	Member of management team since	Employed at Solid Försäkring since	Own and related parties' number of shares	Own no warrants
Marcus Tillberg*	CEO	2008	2002	12,181	80,000
Sofia Andersson	CFO	2016	2012	2,954	40,000
Anneli Liljeros	CCO	2015	2015	4,000	40,000
Robert Olsson	Head of Operations	2015	2015	0	20,000
Patrik Jönsson	CIO	2021	2021	0	10,000
Jonatan Heberlein	Head of Legal	2021	2021	500	10,000
Johan Hähnel**	Head of IR	2021	2021	16,455	0
Kristina Bagge	Head of HR	2022	2022	0	40,000

* Marcus Tillberg tillträdde som VD i Bolaget 2013, men har tidigare varit vice VD i Bolaget sedan 2008.

**Johan Hähnel utför sitt uppdrag i Bolaget på konsultbasis genom bolaget Comir AB.



Management Team 2023



Marcus Tillberg

- Born 1975.
- CEO since 2013

Education: B.Sc. in Business Administration from Valdosta State University.

Experience: Marcus Tillberg has extensive experience of the insurance industry and has previously been deputy CEO and Key Account Manager of Solid Försäkring. Furthermore, Marcus has worked at Resurs Bank AB.

Other ongoing assignments: Deputy Board member of Kerstin Tillberg AB.



Sofia Andersson

- Born 1967.
- Chief Financial Officer since 2016

Education: Master of Business Administration at Gothenburg School of Business, Economics and Law.

Experience: Sofia Andersson is an economist and has extensive experience of the finance industry. Sofia has previously worked as Controller at Casino Cosmopol AB since the start and has been involved in its development regarding routines for follow-up, control and accounting.

Other ongoing assignments: Deputy Board member of Masken Förvaltnings AB.

Previous appointments: Deputy Board member of Boka Chalet AB.



Anneli Liljeros

- Born 1968.
- Chief Commercial Officer since 2015

Education: Studies in Service Management at ÄHU (Ängelholms Högre Utbildningar)/Halmstad University.

Experience: Anneli Liljeros has studied Service Management and has extensive experience within managerial and commercial work. Anneli has previously been a board member of Sparbanken Gripen AB. Anneli has also been CEO of Börjessons Bil i Ängelholm, aftermarket manager at Audi Sverige AB and sales manager at MECA Sweden AB.

Previous appointments: Deputy Board member of Liljeros Consulting AB.



Robert Olsson

- Born 1977.
- Head of Operations since 2015

Education: Various leadership and insurance courses within TryggHansa. High school diploma in economics at Malmö Borgarskola.

Experience: Robert Olsson has extensive experience within the insurance industry and has for a long time held several management positions, and thus has solid managerial experience.

Robert has previously worked at TryggHansa Försäkringar as head of engine damage. Robert also held the position of Group Manager and claims adjuster at TryggHansa Försäkringar.



Patrik Jönsson

- Born in 1973.
- Chief Information Officer since 2021

Education: M.Sc. in Electrical Engineering from the Faculty of Engineering at Lund University.

Experience: Patrik Jönsson has a Master's degree of Science in Electrical Engineering and has a solid background within the IT industry. Patrik has substantial leadership experience and has previously held the position of IT Manager at companies such as Ecolean AB, STR, Order Nordic AB and EG Sverige.

Previous appointments: IT Manager of the Swedish National Association of Driver Trainers.



Jonatan Heberlein

- Born 1989.
- Head of Legal since 2021

Education: M.Sc. in Commercial Law from Linköping University.

Experience: Jonatan Heberlein has an M.Sc. in Commercial Law and has previous experience as corporate lawyer at Resurs Holding, with a special focus on Solid Försäkring. In addition, Jonatan has previous experience from the insurance industry as Account Executive and Specialist Broker Liability at Aon Sweden AB and as Client Advisor, Liability and Legal of Marsh AB.

Other ongoing assignments: Deputy board member of J H Fastighets AB.

Previous appointments: Board member of Yxan 3 housing association. Deputy board member of Bostadsrättsföreningen Yxan 3. Legal Counsel at Resurs Bank Aktieföretag.



Johan Hähnel

- Born 1965.
- Head of IR since 2021

Education: B.Sc. in Marketing and Economics from Stockholm University.

Experience: Johan Hähnel has a background as the CEO of Comir AB and his previous positions include global information director at EQT Partners, Nordea Asset Management, Atle, and head of communications at 3i and the Stockholm Stock Exchange. In addition, on a consulting basis, for a number of years for each company, he has served as a member of the management and/or as IR manager for companies including ACQ Bure, BHG Group, Linc, Cavotec, Kjell Group, International Engelska Skolan and MedCap.

Other ongoing assignments: Board member of Comir AB and Jolorito AB. CEO of Comir AB and Jolorito AB. Member of management team of Pamica Group.

Previous appointments: Member of management team of ACQ Bure, BHG Group and Linc.



Kristina Bagge

- Born 1974.
- Head of Human Resources and Sustainability since 2022

Education: Programme for personnel and labour science, Linköping university.

Experience: Kristina Bagge has long-standing experience of being HR manager. Kristina was formerly HR manager of the city management administration of the City of Helsingborg, at Nordvästra Skånes Vatten och Avlopp AB and at Sweden Water Research from the start, and took part in the development of follow-up, control and accountancy procedures.

Previous appointments: Human Resources Manager of the city management administration in the City of Helsingborg.

Internal control

The Board of Directors' responsibility for internal control is regulated by the Companies Act, the Annual Accounts Act for Insurance Companies (1995:1560), the Code and applicable parts of the Financial Supervisory Authority's regulations and general guidelines. The procedures for internal control, risk assessment, control activities and follow-up of the financial reporting have been designed to ensure reliable overall financial reporting and external financial reporting in accordance with the so-called statutory IFRS, applicable laws and regulations as well as other requirements that are to be applied by companies listed on Nasdaq Stockholm. This work involves the Board, company management and other personnel.

Control environment

The Board of Directors has established a number of governance documents that together with external regulations, form the basis of Solid Försäkring's control environment. All employees have a responsibility for ensuring compliance with the governance documents. The Board of Directors has adopted policies governing the responsibilities of the CEO and the Board of Directors. The rules of procedure for the Board of Directors state that the Board must ensure that the company has a Risk Management function (second line of defence), a Compliance function (second line of defence), an Actuarial function (second line of defence) and an Internal Audit function (third line of defence). The control functions shall regularly report to the Board and the CEO concerning any significant shortcomings and risks.

The reports shall follow up previously reported shortcomings and risks and report every new significant shortcoming and risk that is identified. The Board and the CEO must, as soon as possible, take suitable actions in response the control functions' reports. The Board and the CEO must ensure that the company has procedures for regularly following up actions taken based on reports made by the control functions. The responsibility for maintaining an effective control environment, the day-to-day risk-assessment work and internal control of the financial reporting is delegated to the CEO. However, the Board is ultimately responsible. The CEO shall regularly issue a written CEO report to the Board of Directors with summarised comments on significant events. Managers at various levels of the company, as operational personnel in the first line of defence, have a responsibility for identifying and resolving identified risks.

The Audit Committee continuously ensures the quality of the company's financial statements, while the Corporate Governance Committee ensures the quality of the company's corporate governance, internal control, compliance, risk management, actuarial work and internal audit.

Risk assessment and control activities

Solid Försäkring has implemented an assessment of the risk of errors in accounting and financial reporting. The most significant items and the processes where risks of significant errors may typically occur are monitored regularly. The company continuously evaluates how well the checks of these items and processes work. The Risk Management function also examines the self-assessment of the minimum requirements for internal control identified by the company within the processes of "accounting&earnings" and "Investments".

The results of the examination of the self-assessment are reported at least once annually to the Audit Committee and the Board.

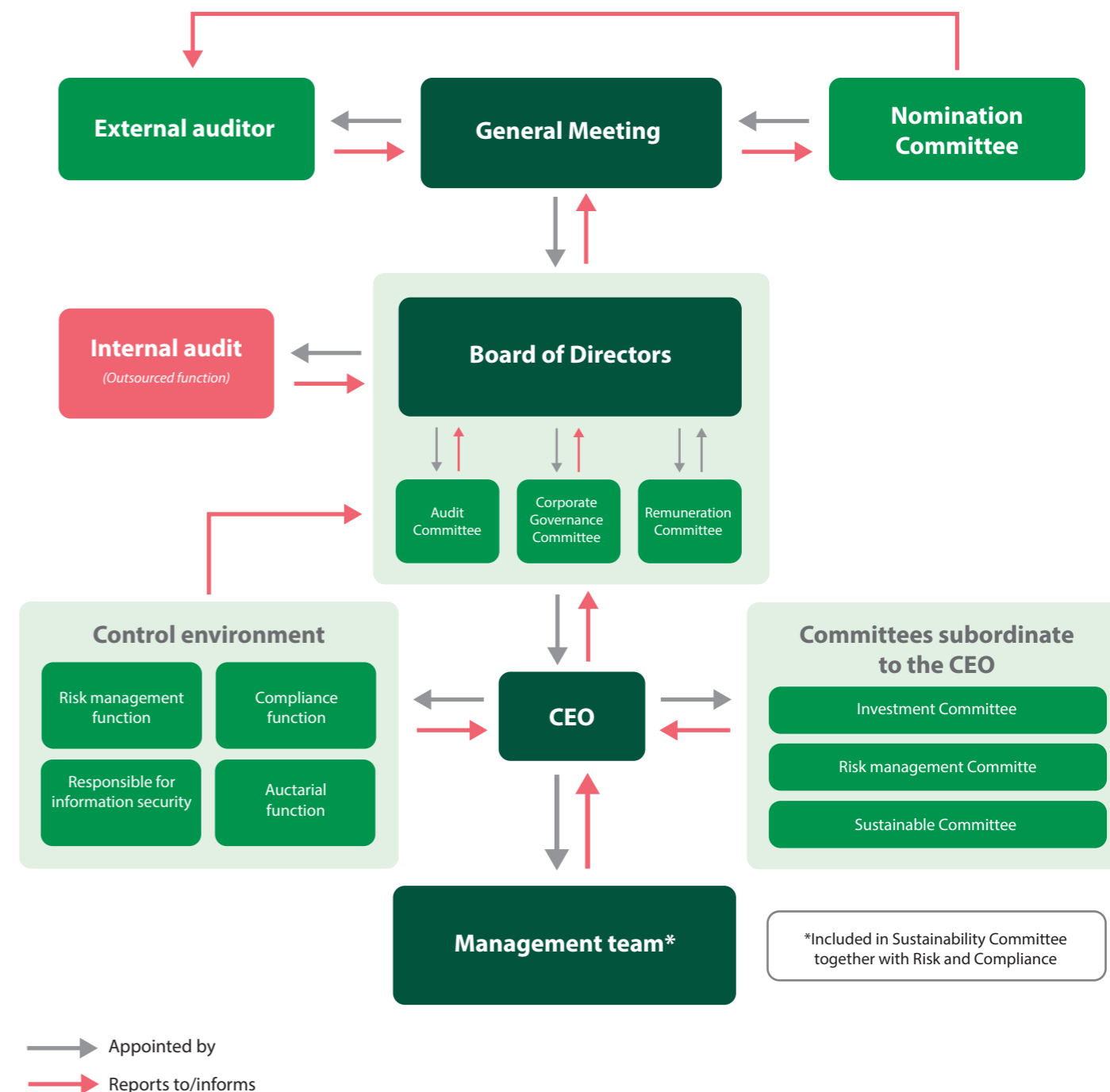
Monitoring, evaluation and reporting

The Board continuously evaluates the information it receives. The Board regularly receives reports from the CEO concerning the company's financial position, and reports from the Audit Committee concerning its observations, recommendations and proposals for measures and decisions. The Internal Audit function, Compliance function, Risk Management function and Actuarial function regularly report their observations and proposed measures to the CEO, the Board and certain Board committees. Internal and external rules and regulations that govern financial reporting are communicated internally through governance documents, which are available to all employees.

Auditors

Ernst & Young AB was the company's auditor until the AGM, with Jesper Nilsson as auditor in charge. At the 2023 AGM, Öhrlings PricewaterhouseCoopers AB (SE-113 97 Stockholm, Torsgatan 21) was elected the company's new auditor with Catarina Ericsson, member of FAR, as auditor in charge. In 2023, Ernst & Young attended two of the Audit Committee meetings at which the 2022 Year-End Report and the 2022 Annual Report were addressed. After becoming auditor at the 2023 AGM, PricewaterhouseCoopers AB attended three meetings of the Audit Committee during which, inter alia, the quarterly reports for the second quarter and the third quarter of 2023 as well as the LTIP 2023 were addressed. The external audit of the company's financial statements and financial accounts, and the Board of Directors' and CEO's management, was conducted in accordance with generally accepted auditing practices.

Solid Försäkring's corporate governance structure



Financial statements

Income statement

KSEK, unless otherwise stated	Note	2023	2022
TECHNICAL ACCOUNT OF NON-LIFE INSURANCE OPERATIONS			
Premiums earned (after outward reinsurance)			
Premium income (net of outward reinsurance)		1,118,179	1,151,921
Outward reinsurance premiums		-23,751	-22,871
Change in Provision for unearned premiums and unexpired risks (net of outward reinsurance)		-1,880	-29,419
Reinsurers' share of Change in provision for unearned premiums and unexpired risks		1,550	78
Total premiums earned (after outward reinsurance)	4	1,094,098	1,099,709
Allocated investment return transferred from the non-technical account	5	30,882	16,748
Claims incurred (after outward reinsurance)			
Claims paid, net of outward reinsurance	6	-277,650	-252,952
Reinsurers' share of Claims paid		7,714	11,116
Change in Provision for claims outstanding, net of outward reinsurance		6,835	1,308
Reinsurers' share of Change in provision for claims outstanding		-42	-30
Total claims incurred (after outward reinsurance)		-263,143	-240,558
Operating expenses	7	-699,538	-712,799
Technical result for non-life insurance operations		162,299	163,100
NON-TECHNICAL ACCOUNT			
Investment income		68,086	29,819
Unrealised gains on investment assets		20,231	0
Investment charges		-2,734	-2,874
Unrealised losses on investment assets		0	-38,459
Result of asset management	8	85,583	-11,514
Allocated investment return transferred to technical account	5	-30,882	-16,748
Other non-technical income		7,867	9,296
Other non-technical expenses		-5,091	-4,934
Profit before appropriations and tax		219,776	139,200
Appropriations		0	0
Profit before tax		219,776	139,200
Tax on profit for the year	9	-54,413	-28,544
Net profit for the year		165,363	110,656
Basic and diluted earnings per share, SEK	10	8.67	5.54

Statement of comprehensive income

KSEK	Note	2023	2022
Net profit for the year		165,363	110,656
<i>Items that will be reclassified to profit or loss</i>			
Translation differences for the year, foreign operations		-772	162
Comprehensive income for the year		164,591	110,818

Earnings analysis

KSEK	Total 2023	Direct insurance of Swedish risks							Direct insurance of foreign risks	Assumed reinsurance
		Morbidity and accident	Motor vehicle	Property, household and home-owner	Other property	Legal expenses	Assistance	Income and severance pay		
Technical result for non-life insurance operations										
Premiums earned (after outward reinsurance)*	1,094,098	242,000	141,845	187,451	2,283	106	71,569	3,473	440,388	4,983
Allocated investment return transferred from non-technical account	30,882	76	7,692	4,710	95	3	1,696	212	16,174	224
Claims incurred (after outward reinsurance)*	-263,143	-27,727	-38,344	-48,026	-1,969	0	-43,218	303	-99,178	-4,984
Operating expenses	-699,538	-174,826	-89,014	-114,066	-774	0	-19,332	-339	-299,679	-1,508
Technical result for non-life insurance operations	162,299	39,523	22,179	30,069	-365	109	10,715	3,649	57,705	-1,285
Run-off result (net of outward reinsurance)	15,182	798	2,451	985	166	0	1,436	1,056	8,290	0
Provision for unearned premiums and unexpired risks	587,100	93	164,662	91,652	1,344	-1	26,437	1,929	291,624	9,360
Provision for claims outstanding	53,689	1,322	9,312	6,440	382	0	6,441	1,858	27,934	0
Technical provisions, net of outward reinsurance	640,789	1,415	173,974	98,092	1,726	-1	32,878	3,787	319,558	9,360
Reinsurers' share of provision for unearned premiums and unexpired risks	5,147	0	0	3,346	0	0	0	0	1,801	0
Reinsurers' share of provision for claims outstanding	243	0	0	0	0	0	0	0	243	0
Reinsurer's share of technical provisions	5,390	0	0	3,346	0	0	0	0	2,044	0
* Notes on earnings analysis										
Premiums earned, net of reinsurance										
Premium income (net of outward reinsurance)	1,118,179	242,092	167,754	201,099	2,064	-8	68,446	3,229	419,041	14,462
Outward reinsurance premiums	-23,751	0	0	-19,551	0	0	-372	0	-3,828	0
Change in Provision for unearned premiums and unexpired risks (net of outward reinsurance)	-1,880	-92	-25,909	6,214	219	114	3,495	244	23,314	-9,479
Reinsurers' share of change in provision for unearned premiums and unexpired risks	1,550	0	0	-311	0	0	0	0	1,861	0
Total premiums earned (after outward reinsurance)	1,094,098	242,000	141,845	187,451	2,283	106	71,569	3,473	440,388	4,983
Claims paid										
net of outward reinsurance	-277,650	-28,178	-38,132	-57,409	-2,271	0	-44,911	-766	-100,999	-4,984
reinsurers' share	7,714	0	0	7,706	0	0	0	0	8	0
Change in provision for claims outstanding										
net of outward reinsurance	6,835	451	-212	1,677	302	0	1,693	1,069	1,855	0
reinsurers' share	-42	0	0	0	0	0	0	0	-42	0
Total claims incurred (after outward reinsurance)	-263,143	-27,727	-38,344	-48,026	-1,969	0	-43,218	303	-99,178	-4,984

Earnings per insurance class 2023

KSEK	Gross written premiums	Premiums earned, gross	Technical provisions, gross	Operating expenses, gross	Profit/loss for outward reinsurance
Morbidity and accident	390,380	407,073	-44,126	-296,867	0
Motor, other classes	211,312	157,080	-52,412	-100,677	0
Fire and other damage to property	341,448	362,738	-105,682	-215,566	-12,156
Legal expenses	-8	106	0	0	0
Assistance	171,818	185,829	-68,898	-86,820	-2,373
Other classes	3,229	3,473	303	392	0
Total	1,118,179	1,116,299	-270,815	-699,538	-14,529

Balance sheet

KSEK	Note	31 Dec 2023	31 Dec 2022
Assets			
Intangible assets	11		
Goodwill		14,043	9,285
Other intangible assets		5,435	7,709
Total intangible assets		19,478	16,994
Other financial investment assets			
Shares and participating interests		105,863	91,318
Bonds and other interest-bearing securities		974,922	738,831
Total investment assets	12	1,080,785	830,149
Reinsurer's share of technical provisions			
Unearned premiums and unexpired risks	13	5,147	3,657
Claims outstanding	14	243	279
Total reinsurer's share of Technical provisions		5,390	3,936
Receivables			
Receivables, direct insurance	15	102,194	83,588
Receivables, reinsurance		5	212
Other receivables	16	2,986	1,784
Total receivables		105,185	85,584
Other assets			
Property, plant & equipment	17	0	914
Cash and bank balances		353,418	603,864
Client accounts		24	48
Other assets	18	380	6,193
Total other assets		353,822	611,019
Prepaid expenses and accrued income			
Accrued interest income		9,882	4,677
Deferred acquisition costs	19	221,902	228,874
Other prepaid expenses and accrued income		5,924	6,822
Total prepaid expenses and accrued income		237,708	240,373
Total assets		1,802,368	1,788,055

Balance sheet, cont'd

KSEK	Note	31 Dec 2023	31 Dec 2022
Equity and liabilities			
Equity	21		
Share capital		30,000	30,000
Translation reserve		-1,387	-615
Retained earnings		265,695	271,435
Net profit for the year		165,363	110,656
Total equity		459,671	411,476
Untaxed reserves	22		
Contingency reserve		488,118	488,118
Total untaxed reserves		488,118	488,118
Technical provisions (net of outward reinsurance)			
Unearned premiums and unexpired risks	13	587,100	599,376
Claims outstanding	14	53,689	61,283
Total technical provisions (net of outward reinsurance)		640,789	660,659
Other provisions			
Deferred tax	9	3,017	0
Total other provisions		3,017	0
Liabilities			
Liabilities, direct insurance	23	166,134	188,892
Liabilities, reinsurance		587	1,258
Other liabilities	24	20,549	15,662
Total liabilities		187,270	205,812
Other accrued expenses and deferred income	25	23,503	21,990
Total equity and liabilities		1,802,368	1,788,055

Statement of changes in equity

KSEK	Share capital	Translation reserve	Retained earnings	Net profit for the year	Total equity
Equity, 1 January 2023	30,000	-615	271,435	110,656	411,476
Net profit for the year				165,363	165,363
Other comprehensive income		-772			-772
Comprehensive income for the year		-772		165,363	164,591
Previous year's profit brought forward			110,656	-110,656	0
Cancellation of own shares	-1,075		1,075		0
Bonus issue	1,075		-1,075		0
<i>Owner transactions</i>					0
Dividends			-54,958		-54,958
Repurchased own shares			-62,313		-62,313
Share-based remuneration			875		875
Equity, 31 December 2023	30,000	-1,387	265,695	165,363	459,671

Under the framework of the buy-back programme that ran between 26 October 2022 and 10 March 2023, the company acquired its own shares at a value of KSEK 18,885 in 2023. At the beginning of June 2023, after the Financial Supervisory Authority's approval, a total of 716,478 bought-back shares were cancelled, at a value of KSEK 1,075, and a bonus issue was carried out to restore restricted equity. Based on a new buy-back programme, which began on 15 May 2023, the company has acquired 679,872 own shares at a value of KSEK 43,428. Share-based remuneration refers to incentive programmes starting in 2023 (LTIP 2023).

KSEK	Share capital	Translation reserve	Retained earnings	Net profit for the year	Total equity
Equity, 1 January 2022	30,000	-777	178,210	119,980	327,413
Net profit for the year				110,656	110,656
Other comprehensive income		162			162
Comprehensive income for the year		162		110,656	110,818
Previous year's profit brought forward			119,980	-119,980	0
<i>Owner transactions</i>					
Repurchased own shares			-26,811		-26,811
Option premiums received/repurchased			56		56
Equity, 31 December 2022	30,000	-615	271,435	110,656	411,476

Statement of cash flows (indirect method)

KSEK	Note	2023	2022
Operating activities			
Profit before tax		219,776	139,200
Adjustment for non-cash items*		-7,036	55,784
Income taxes paid		-34,919	-30,518
Cash flow from operating activities before changes in working capital		177,821	164,466
Change in operating receivables		-39,644	-18,555
Change in operating liabilities		-24,762	38,950
Cash flow from operating activities		113,415	184,861
Investing activities			
Acquisition of intangible assets**		-9,182	0
Replacement of divested property, plant & equipment		987	214
Acquisition of investment assets		-622,179	-356,262
Disposal of investment assets		394,729	182,084
Cash flow from investing activities		-235,645	-173,964
Financing activities			
Dividends paid		-54,958	0
Option premiums received/repurchased		0	56
Repurchased own shares	21	-62,313	-26,811
Cash flow from financing activities		-117,271	-26,755
Cash flow for the year		-239,501	-15,858
Cash and cash equivalents at the beginning of the year		603,864	613,139
Exchange-rate differences in cash and cash equivalents		-10,945	6,583
Cash and cash equivalents at end of year		353,418	603,864
*Adjustment for non-cash items			
Depreciation of property, plant & equipment		914	997
Amortisation of intangible assets		5,953	5,830
Change in technical provisions		-7,287	30,297
Share-based remuneration		875	0
Realised gains/losses on property, plant & equipment		-987	-214
Realised gains/losses on investment assets		-8,480	-5,100
Unrealised gains/losses on investment assets		-20,231	38,459
Unrealised exchange-rate gains/losses		22,207	-14,485
Total adjustment for non-cash items		-7,036	55,784
Direct yield			
Interest paid from operating activities		-107	-341
Interest received from operating activities		4,910	2,136
Interest received from investing activities		39,463	11,822
Dividends paid		-54,958	0
Dividends received		3,905	3,016

The reported cash flows only include transactions involving cash inflows and outflows. The cash transactions are classified under operating activities, investing activities and financing activities. Cash and cash equivalents are bank deposits.

** Refers in its entirety to the asset acquisition of Car Protect AS

Notes

Note 1 Accounting policies

Company information

This Annual Report encompasses the 2023 financial year for Solid Försäkringsaktiebolag (publ), Corp. ID. No. 516401-8482, postal address PO Box 22068, SE-250 22 Helsingborg, Sweden. Solid Försäkring is public limited liability company with its registered office in Helsingborg, is listed on Nasdaq Stockholm and its major shareholder is Waldakt AB.

The Annual Report was approved for issue by the Board on 19 March 2024. The income statement and balance sheet will be adopted at the Annual General Meeting on 25 April 2024.

The Annual Report has been prepared in thousands of Swedish kronor (KSEK) unless otherwise stated.

Statement of compliance

The insurance company's Annual Report has been prepared in accordance with the Swedish Annual Accounts Act for Insurance Companies (1995:1560), the Swedish Financial Supervisory Authority's regulations and general guidelines on Annual Accounts at Insurance Undertakings (FFFS 2019:23), including all applicable amendment regulations, and the Swedish Financial Reporting Board's recommendation RFR 2 Accounting for Legal Entities.

The Annual Report has been prepared in accordance with IFRS, on a statutory exemption basis. This means applying International Financial Reporting Standards and IFRIC interpretations, as adopted by the EU, to the extent possible within the framework of national laws and regulations, taking into account the relationship between accounting and taxation.

The accounting policies described below have been applied consistently to all periods presented in the company's financial statements, unless otherwise stated.

Basis of preparation of the company's financial statements

The company's functional currency is the Swedish krona (SEK) and the financial statements are presented in this currency. Unless otherwise stated, all figures are rounded to the nearest thousand.

The financial statements have been prepared under the historical cost convention. Financial assets and liabilities are measured at amortised cost, apart from certain financial assets and liabilities which are measured at fair value. Financial assets and liabilities measured at fair value are classified as "financial assets and liabilities at fair value through profit or loss."

Judgements and estimates in the financial statements

Preparation of financial statements in compliance with IFRS requires the company's management to make judgements, accounting estimates and assumptions which affect the application of the accounting policies and the carrying amounts of assets, liabilities, income and expense.

Estimates and assumptions are based on historical experience and a number of other factors that are considered reasonable in the prevailing circumstances. The results of these estimates and assumptions are used to determine the carrying amounts of assets and liabilities which are not readily apparent from other sources. The actual outcome may differ from those estimates and assumptions.

The accounting estimates and assumptions are reviewed regularly. Changes to estimates are recognised in the period of the change if the change affects only that period. Changes are recognised

in the period of the change and future periods if the change affects both.

The area that is heavily impacted by judgements and where assumptions and estimates are of material significance for the accounting is the measurement of technical provisions.

Technical provisions are based on estimates made and assumptions regarding future claim costs, which entails that there is always an element of uncertainty associated with estimates. Estimates are based on historic statistics regarding previous claim outcomes that are available when the annual accounts are prepared. The uncertainty associated with estimates is generally greater when estimating new insurance portfolios. Estimates of technical provisions include the following: amount of unpaid claims, claims trends, changes in legislation, judgements and the general economic climate.

Provision risk is commented on further in Note 2 Risk disclosures.

Changed accounting policies

No other new or revised accounting standards from the IASB had any material impact on the company's financial position, earnings or disclosures.

New regulatory changes

IFRS 17 Insurance Contracts

IFRS 17 Insurance Contracts came into effect on 1 January 2023 and replaced IFRS 4 Insurance Contracts. The Swedish Financial Supervisory Authority's amendments FFFS 2022:7 that came into effect on 1 January 2023 explicitly state IFRS 17 is not applicable to legal entities for Swedish insurance undertakings. Since the company is not a listed group, the company is not directly affected by IFRS 17.

The company has assessed that no other new or future IFRSs have a material impact on the company's reporting.

Foreign currency and translation of foreign branches

The annual report is presented in Swedish kronor (SEK), the company's presentation currency and foreign branches reported in their individual function currencies. Assets and liabilities in branches with a different functional currency from SEK are translated to the presentation currency using the exchange rate on the closing date.

The income statement is translated at the average rate for each currency for the period. The translation of the branches is recognised as translation reserve in other comprehensive income under equity. All gains and losses as a result of currency translation of monetary items are recognised net in profit or loss as exchange-rate gains/losses under the item Investment income or Investment charges.

Accounting of insurance contract and revenue recognition

The income statement is divided into results for the insurance operations (technical account) and the non-technical account, which is primarily attributable to asset management. Items included in the technical account pertain to the company's operations as an insurance provider. Insurance contracts are recognised in accordance with FFFS 2019:23. Only those contracts that are not considered to involve a significant transfer of insurance risk are included in non-technical account and are accounted for in accordance with IFRS 15 Revenue from Contracts with Customers.

Premium income

Premium income is recognised as the total gross premium for direct insurance deposited with or that can be

credited to the company for insurance contracts for which the insurance period commenced prior to the end of the financial year. If the contracted premium for the insurance period is divided into several partial payments, the entire premium is recognised from the start of the period. Cancellations reduce premium income as soon as the amount is known. Premium income is recognised excluding tax and other public fees charged to the insurance premium.

Premiums earned

The portion of premium income that is attributable to the current accounting period is recognised as premiums earned. The portion of income from insurance contracts that pertains to a period after the closing date is reserved in the premium reserve in the balance sheet and is calculated taking into account the term of the insurance contract.

Outward reinsurance premiums

Outward reinsurance premiums comprise amounts paid during the financial year or amounts recognised as a liability to insurance companies that assumed reinsurance according to signed reinsurance contracts, including portfolio premiums. The premiums are allocated so that the cost is distributed to the period to which the insurance cover pertains.

Allocated investment return transferred from non-technical account

Result of asset management is recognised in the non-technical account. Part of the investment return is transferred from the result of asset management to the technical result of the insurance operations based on the net technical provisions. Refer also to Note 5 Allocated investment return transferred from non-technical account

Claims incurred

Total claims incurred include claims paid during the period, changes in the provision for claims outstanding and claims-adjustment expenses. Claims paid includes payments to policyholders during the financial year based on incurred insurance claims, regardless of when the claim occurred.

Costs for insurance contracts

Direct costs that have a clear connection with the signing of insurance contracts are recognised as an asset (gross). Direct costs mainly refer to fee & commission expense. Direct costs are subsequently allocated over the term of the insurance contract.

Operating expenses

All operating expenses are allocated in the income statement according to their function: acquisitions, administration, commission and profit-sharing in outward reinsurance, claims adjustment and investment charges. Administrative expenses include lease payments for the company's premises, vehicles and equipment, which are recognised straight-line as expenses in profit or loss based on contracted lease terms.

Operating expenses associated with claims adjustment are recognised as a portion of claims incurred in profit or loss. Operating expenses associated with the investment returns are recognised under non-technical account (Investment charges).

Employee benefits

Personnel expenses

Personnel expenses, such as salaries, payroll overheads and variable remuneration, are recognised through profit or loss during the period in which the employee rendered service to the company. A provision for variable remuneration is recognised when the company has a legal or constructive obligation to make such payments as a result of the services in question having been rendered by the employees, and when the amount can be measured reliably.

Pensions

The company primarily has defined-contribution pension plans, which are recognised through profit or loss during the period in which the employee rendered service to the company. A defined-contribution pension plan is a pension plan under which the company pays fixed fees to a separate legal entity. The company does not have a legal or informal obligation to pay additional contributions if this legal entity does not have sufficient assets to pay all employee benefits related to the employees' service in the current or prior periods.

Termination benefits

A cost for remuneration in connection with the termination of personnel is recognised, at the earliest, when the company can no longer rescind the offer to the employees or when the company recognises costs for restructuring.

Other non-technical income and expenses

The company's non-technical income and expenses are mainly attributable to the sale of registrations in the company's Norwegian bicycle register and the provision of a consumer disputes service, which is a service for handling disputes regarding second-hand vehicles sold by partners to Solid Försäkring in the car warranty business on behalf of such partners. The company recognises revenue at a point in time when a performance obligation has been satisfied, which is when a service is delivered to the customers. Revenue comprises the amount that the company expects to receive as remunerations for services transferred. The company recognises an expense at the same time as the expense is incurred.

Investment income

Investment income relates to the return on investment assets and includes dividends on shares and participating interests, interest income, exchange-rate gains, reversed impairment and capital gains.

Expenses associated with investment assets are recognized under investment charges. The item includes asset management expenses, interest expense, exchange-rate losses, depreciation, amortisation, impairment and capital losses.

Capital gains on investment assets measured at fair value represent the positive difference between the selling price and cost. For interest-bearing securities, cost corresponds to amortised cost, while for other investment assets it corresponds to historical cost.

On disposal of an investment asset, previously unrealised fair value changes are recognised as adjustment items under unrealised gains on investment assets and unrealised losses on investment assets. Capital gains on assets other than investment assets are recognised under other income.

Unrealised gains and losses are recognised on a net basis by asset class. Fair value changes arising from exchange-rate differences are recognised as exchange-rate gains or exchange-rate losses under the item investment return.

Leases

As a lessee, lease expenses are recognised as an expense straight-line over the lease term, and thus no right-of-use assets and lease liabilities are recognised in the balance sheet. The company applies the exception in RFR 2 but not IFRS 16.

Tax

The company's tax expenses is calculated in accordance with IAS 12 Income Taxes. This applies to both current and deferred tax that is calculated and recognised.

Income tax comprises current tax and deferred tax.

Income taxes are recognised through profit or loss except in cases where the underlying transaction is recognised directly in other comprehensive income or equity.

The company's foreign branches in Norway, Finland and Switzerland are taxed on the earnings in each country. In Sweden, the company is liable to pay tax on all its income, including earnings from its foreign branch offices. To the extent that the company pays tax in Sweden on its foreign income, a deduction is normally allowed for the foreign tax paid, in order to avoid double taxation.

Current tax is the amount of income tax payable or recoverable for the current year, calculated using tax rates enacted or substantively enacted on the closing date, and includes any adjustments relating to prior periods.

Deferred tax is based on temporary differences between the carrying amounts of assets and liabilities and their corresponding tax bases. Deferred tax assets on deductible temporary differences and tax loss carryforwards are only recognised to the extent it is probable they will be utilised. The company did not have any temporary differences during the year.

The permanent standard income of the contingency reserve is calculated based on the government borrowing rate and the contingency reserve at the start of the tax year. The temporary standard income applies from the 2021 financial year and means that 6 per cent of the opening amount of the contingency reserve is to be taxed during year six, meaning up to and including the 2026 financial year.

The provision for the temporary tax for the remaining years is recognised as deferred tax under Other provisions in the balance sheet.

Intangible assets

The value of goodwill is assessed regularly and amortised over its estimated useful life at any given time. Other intangible assets are amortised systematically over their estimated useful lives.

Goodwill is amortised over seven years which is considered to represent the period during which the company expects to obtain economic benefits from the investment.

All intangible assets are amortised over 5-7 years.

Goodwill

Goodwill is the difference between the cost of acquisition and the fair value of the acquired identifiable assets, assumed liabilities and contingent liabilities. Goodwill is carried at cost less accumulated amortisation. Goodwill is allocated to cash-generating units and is tested at least annually. See also Note 11 Intangible assets.

IT development

IT development is capitalised as an intangible asset when the project meets all the criteria for capitalisation. These criteria include adequate assurance that each activity will generate economic benefits that exceed the costs. Completed development projects are recognised at the costs incurred, less accumulated amortisation and impairment losses.

Amortisation is recognised through profit or loss and is applied on a straight-line basis over the project's expected useful life, which is 5-7 years.

For other intangible assets, if the carrying amount is higher than the recoverable amount, the carrying amount is written down to the recoverable amount. The recoverable amount is the higher of the asset's fair value less selling expenses and its value in use.

Impairment testing

According to internal procedures, the company tests goodwill for impairment every year. The recoverable amounts for cash-generating units are determined by calculating the value in use. This calculation requires certain estimates to be made.

Investment assets

Investment assets consist of financial instruments in the form of Shares and participating interests and Bonds and other interest-bearing securities. Investment assets are categorised as Financial assets at fair value through profit or loss in accordance with IFRS 9.

Property, plant & equipment

Items of property, plant & equipment are recognised at cost less accumulated depreciation. Cost includes expenses directly attributable to the acquisition of an asset. Subsequent expenditure is added to the asset's carrying amount or recognised as a separate asset (whichever is more suitable) only when it is probable that the future economic benefits associated with the asset will flow to the company and the cost of the item can be measured reliably. The carrying amount of the replaced component is derecognised from the balance sheet. All other types of repair and maintenance are recognised as an expense through profit or loss in the period in which they arise.

Depreciation of property, plant & equipment is applied on a straight-line basis for equipment for own use down to the estimated residual value over the useful life. Assets are depreciated over their estimated useful life of five years from the date of acquisition.

The carrying amount of property, plant and equipment is derecognised from the balance sheet on disposal, divestment or when no future economic benefits are expected from its use or from disposal/divestment. Gains or losses arising from the disposal/divestment of property, plant and equipment comprise the difference between the sales price and the asset's carrying amount less direct selling expenses. Using a materiality rationale, the company reports immaterial gains or losses on disposal under operating expenses.

Impairment testing

The carrying amounts of the company's assets are assessed at each closing date to determine whether there is any indication of impairment. If there is an indication of an impairment requirement, the recoverable amount of the asset is calculated in accordance with IAS 36.

If it is not possible to determine significantly independent cash flows to a specific asset, assets are grouped to the lowest level at which it is possible to identify significantly independent cash flows, known as cash-generating units, when testing for impairment. Impairment is recognised when the recoverable amount of an asset or a cash-generating unit (group of units) is less than its carrying amount. Impairment is charged to profit or loss. The recoverable amount is the higher of the asset's fair value less selling expenses and its value in use. In calculating value in use, future cash flows are discounted at a discount rate that takes into account the risk-free interest rate and risks related to the specific asset.

Reversal of impairment

Impairment of assets is reversed if there is an indication that the impairment no longer exists and there has been a change in the assumptions used in the calculation of the recoverable amount. Impairment is reversed only to the extent that the asset's carrying amount does not

exceed the carrying amount that would have been determined, net of depreciation where applicable, had no impairment been recognised.

Technical provisions

Technical provisions consist of the Provision for unearned premiums and unexpired risks and the Provision for claims outstanding.

Provision for unearned premiums and unexpired risks comprises in the balance sheet provisions corresponding to the company's commitments for insurance cases, administration costs and other expenses for the remainder of the contract period for ongoing insurance contracts.

The provision for unearned premiums is calculated individually for each insurance contract. Premiums are earned using experience-based factors calculated based on when claim and operating expenses arise in an insurance period. Consequently, premium earning is not pro rata for all products. In the case of one-year contracts, earning is pro rata. Due to the settlement of old contracts and foreign contracts, some of the contracts still have a term of more than one year. Compared with strictly straight-line recognition of earnings, costs during the first year of the insurance contract are assumed to be lower than for the remainder of the contract period, based on a one-year guarantee period for the products encompassed by the insurance policies.

A provision is made for unexpired risks if the premium level is deemed to be insufficient to cover expected claim and operating expenses. The change for the period in the provision for unearned premiums and unexpired risks is recognised through profit or loss. Changes attributable to the translation of the provision items to the exchange rate on the closing date are recognised as exchange-rate gains or exchange-rate losses under Investment income.

The provision for claims outstanding is the estimated cost of future settlement of all claims incurred, including claims incurred but not reported (IBNR). The required provision is estimated using statistical methods for most claims. Individual assessments are made for larger claims and claims with complicated liability issues. Changes in claims outstanding for the period are recognised through profit or loss. Changes attributable to the translation of the provision items to the exchange rate on the closing date are recognised as exchange-rate gains or exchange-rate losses under Investment income.

Cash and bank balances

Cash and bank balances are categorised as amortised cost in accordance with IFRS 9 Financial Instruments, meaning that they are recognised at amortised cost. For bank balances, this means recognition at nominal amount. The carrying amount of bank balances with floating interest is deemed to reflect the fair value.

Receivables and liabilities for direct insurance and reinsurance

Receivables and liabilities attributable to direct insurance and reinsurance are recognised at amortised cost in accordance with IFRS 9, which is a good approximation of fair value

Contingency reserve

The contingency reserve is recognised as an untaxed reserve. Changes are recognised through profit or loss. Calculation of the reserve is based on regulations from the Financial Supervisory Authority on standard regulations for the calculation of contingency reserves, IFRS 2013:8. The regulations specify the maximum amount

that may be allocated to the contingency reserve, based on premium income and the provision for claims outstanding in certain lines of insurance. The company calculates the provision ceiling on a regular basis. At the end of the year, the company had not reached the maximum provision permitted.

Warrants

The company has an ongoing long-term warrant programme, LTIP 2021. The warrants are acquired by the participants of the programme at fair value on the allotment date, calculated using the Black & Scholes model, and are recognised directly in equity.

Share-based remuneration

The company receives services from employees and incurs obligations to settle the transactions with employees using its own equity instruments, and this is recognised in accordance with IFRS 2 as share-based payment. Share-based payment under the company's long-term incentive programmes is expensed as personnel expenses over the vesting period and recognised directly in equity. Social security contributions are expensed in profit or loss over the vesting period.

Financial instruments

A financial instrument is any form of contract that gives rise to a financial asset in one entity and a financial liability in another entity. Financial instruments recognised under assets in the balance sheet include shares and participating interests, bonds and other interest-bearing securities, cash and bank balances that are recognised in accordance with IFRS 9, and receivables attributable to direct insurance and reinsurance that are recognised in accordance with IFRS 9. Liabilities attributable to direct insurance and reinsurance, and other liabilities are recognised under liabilities that are recognised in accordance with IFRS 9.

Recognition in and derecognition from the balance sheet

A financial asset or financial liability is recognised in the balance sheet when the company becomes a party under the instrument's contractual terms. A financial asset is derecognised from the balance sheet when the rights in the contract are realised, expire or the company loses control of them. The same applies to part of a financial asset. A financial liability is derecognised from the balance sheet when the contractual obligation is discharged or extinguished in some other way. The same applies to part of a financial liability. A financial asset and a financial liability may be offset and the net amount recognised in the balance sheet only when there is a legally enforceable right to offset the recognised amounts and the intention is either to settle on a net basis, or to simultaneously realise the asset and settle the liability. Purchases and sales of financial assets are recognised on the trade date (the date on which the company commits itself to purchase or sell the asset).

Classification and measurement

Financial assets and liabilities are initially measured at fair value. For financial assets and liabilities measured at fair value through profit or loss, transaction costs are recognised on the acquisition date through profit or loss. For financial assets and liabilities measured at amortised cost, transaction costs are included in the acquisition cost.

Financial assets that are debt instruments are classified into measurement categories depending on the company's business model for holding the assets and the cash flow characteristics that each asset gives rise to. Classification determines how a financial instrument is measured subsequent to initial recognition, as described below.

Financial instruments that are equity instruments are

measured at fair value through profit or loss.

All financial instruments are classified in different categories depending on the objective of the acquisition of the financial asset or liability. Solid Försäkring uses the two categories of *Financial assets and liabilities measured at fair value through profit or loss* and *Amortised cost*.

Financial assets measured at fair value through profit or loss

Assets comprising debt instruments that do not qualify for recognition at amortised cost or fair value through other comprehensive income are measured at fair value through profit or loss. All assets that are equity instruments are measured at fair value through profit or loss.

For financial instruments measured at fair value through profit or loss, both realised and unrealised changes in value are recognised under the income statement item Investment return. For the financial year, the company has held shares, bonds and other interest-bearing securities and accrued income measured at fair value through profit or loss.

Financial assets measured at amortised cost

Assets held for the purpose of collecting contractual cash flows, and when these cash flows are solely payments of principal and interest, are measured at amortised cost. Interest income from such financial assets is recognised as financial income using the effective interest method.

The measurement category of amortised cost primarily comprises cash and bank balances, and receivables attributable to direct insurance and reinsurance. Amortised cost is calculated based on the effective interest rate used at initial recognition.

Financial liabilities at fair value through profit or loss

Financial instruments in this category are regularly measured at fair value, with changes in fair value recognised through profit or loss. This category includes derivatives with a negative fair value. The company does not have any other liabilities measured at fair value through profit or loss.

Effective interest method

Interest income and interest expense from financial assets and liabilities measured at amortised cost calculated using the effective interest method are recognised in profit or loss as part of asset management. When calculating interest, the effective interest rate on the gross carrying amount of the financial asset or liability is used, except for those financial assets that have subsequently become credit impaired. For these financial assets, the company is to use the effective interest rate on the amortised cost of the financial asset in subsequent reporting periods (after deducting the loss allowance).

Impairment of financial assets

The company recognises a loss allowance on assets measured at amortised cost, which corresponds to the expected credit losses for the remaining term according to the simplified method. The expected credit losses are based on the number of days over due and are calculated based on information on past events, current condition and future forecasts. Receivables, direct insurance are written off when there is no reasonable expectation of receiving payment.

Indicators that there is no reasonable expectation of receiving

payment include the debtor failing on its repayment plan or contractual payments being over due by at least 36 months.

Methods of determining fair value Financial instruments are measured at fair value based on their classification in the three different levels of the fair value hierarchy, and this is presented in more detail in Note 30 Financial instruments.

Financial instruments listed on an active market, level 1

The fair value of financial instruments listed on an active market is determined on the basis of the asset's listed bid price on the closing date without additions for transaction costs (for example, brokerage) at the time of acquisition. A financial instrument is deemed to be listed on an active market if listed prices are readily available from a stock exchange, dealer, broker, trade association, pricing service or regulatory agency and those prices represent actual and regularly occurring market transactions on commercial terms. Any future transaction costs on disposal are not taken into consideration. The fair value of financial liabilities is based on the listed selling price. Instruments that are listed on an active market are recognised under the items shares and participating interests, bonds and other interest-bearing securities.

Financial instruments not listed on an active market, level 2

If the market for a financial instrument is not active, the fair value is determined by applying various measurement techniques. The measurement techniques used are based on market data as much as possible.

Financial instruments that are not based on observable market data, level 3.

Level 3 financial instruments are measured by applying the company's assumptions and best estimate.

Note 2 Risk disclosures

Risk disclosures

Solid Försäkring's operations involve assuming risk from policyholders. This Note describes the company's own risk and risk management.

It is of great importance for Solid Försäkring's risk-taking to be conducted under controlled conditions, and its risk management framework is an integral part of its operations, and brings together the company's strategic targets with risk management. The risk management framework includes the company's functions, governance documents, strategies, processes, procedures, internal rules, limits, risk mandates, risk appetite, risk tolerance, controls and reporting procedures necessary for identifying, measuring, monitoring, managing and reporting risks. The company has standardised the process for identifying, assessing and reporting risk and it has been implemented in the entire organisation to create risk awareness and enhance the efficiency of risk management. The Board has established internal policies for the operations to support risk management. All policies are updated as necessary and revised at least annually.

Solid Försäkring's Board is ultimately responsible for the company's risk management system and thus the company's risk management and control of risks, as well as establishing internal policies aimed at compliance with a fit-for-purpose risk management system. The Board is responsible for deciding on the overall principles of the risk management system as well as the risk strategy, risk appetite and risk tolerance. The Board also decides on changes to these.

The Board's decisions and positions are communicated to the rest of the organisation through various governance documents. The CEO is responsible for ensuring that the company's operations are conducted in accordance with the policies established by the Board. When necessary, the CEO establishes more detailed and internal rules for risk management and control of risks and ensures that there are designated risk owners in the operations. This responsibility also includes ensuring that independent functions are in place to manage the company's risks and the company's regulatory compliance and to report to the Board and management on how the company is operated in respect of this.

The company's operations are based on the customised application of the three lines of defence principle. The aim of this principle is to ensure a well-defined division of responsibilities as regards risk and regulatory compliance in the company. The first line of defence comprises the operating activities. The operating activities are responsible for ensuring that processes, including embedded controls, are effective and well-functioning and that risks in the operations are identified and managed. The company's operational personnel, meaning the employees in the operations, are closest to the risks and identify and proactively work on risk awareness in the day-to-day business. Risk owners are primarily found in the first line.

The second line of defence is separate from operating activities and consists of the Information Security, Actuarial, Compliance and Risk Management functions. These functions are to support the Board and the CEO in their work to ensure a high level of and appropriate compliance, risk management and risk control in the company. The functions are also to independently, objectively and autonomously support the operating activities, in such areas as risk management and regulatory compliance, and perform independent controls and monitoring of the operating activities. These control functions regularly report to the CEO, Board and the Board committees.

The third line of defence, which is independent and fully separated from operating activities, is the Internal Audit function. This function is responsible for independently auditing the company's overall organisation, procedures and internal control, including functions that are part of the company's second line of defence. The third line of defence is thus responsible for an independent evaluation of the work of both the first and second lines of defence. The Internal Audit function reports continuously to the Board and the Board committees.

These three lines are to cooperate and coordinate their work as far as possible in order to achieve cost-effectiveness and the least possible negative impact on the operating activities. However, such cooperation and coordination may not take place in a manner that interferes with the legal position of the functions in the company.

The CEO and the Board receive regular reports from the second and third line of defence functions and have a responsibility to follow up on the issues raised. The CEO and the Board are also responsible for ensuring that the lines of defence function effectively and efficiently for the operations conducted by the company.

The ongoing work on risk identification is conducted partly in connection with the Own Risk and Solvency Assessment (ORSA) process, mapping of the company's key processes, risk and incident reporting and the control functions' audits.

All identified risks are evaluated by the Risk Management function and the company's Risk Committee via a risk register which is a key tool in risk management, with an assessment of probability and consequences and the effect of the control environment. The risks are quantified and all risks are assigned a risk owner. This work is an important part of creating risk awareness and effective risk management.

The company's operations have the following types of risk: insurance risk, market risk, credit and counterparty risk, operational risk and other risk.

Insurance risk

Insurance risk is the risk of a change in value due to deviations between actual and expected insurance costs. This means the risk that actual outcome deviates from the expected outcome due to, for example, a higher claims frequency, larger average claims costs, or one or more major claims. The company defines insurance risk as the single largest risk group.

Insurance risk primarily comprises premium and underwriting risk as well as reserve level risk.

Premium and underwriting risk

Premium risk is the risk of losses due to, for example, incorrect pricing, risk concentration and taking out wrong or insufficient reinsurance. The company's insurance operations contain a well-balanced risk portfolio. The company's business mainly comprises a large number of insurance policies with low, individual risks. Concentration risk in the non-life insurance business is considered to be low in the company's overall portfolio since the insurance portfolio is highly diversified in terms of both products and geography.

Solid Försäkring manages and limits premium risk based on underwriting and reinsurance risk policies issued by the Board. These policies enable premium risk to be mitigated by decisions on the maximum retention for different types of insurance risks, the markets and new products that can be considered as a framework for premium rates and monitoring profitability.

The company regularly conducts a detailed review of the premium rate and the profitability of the underwriting arrangements. Changes in tariffs and premium levels are continuously monitored where necessary. To further limit premium risk, the company has taken out reinsurance in the risk portfolios with a higher risk exposure.

Reinsurers are selected based on factors including expertise and financial position and comply with the policies established by the company's Board. Solid Försäkring continuously reviews the entire reinsurance programme to ensure that adequate cover is in place.

The company regularly evaluates exposures and risks in its commitments. In 2023, the company identified areas in which it decided to minimise risk by using reinsurance. Global excess of loss cover was taken out for the company's travel insurance in order to reduce exposure to large and disaster claims in this product segment.

Reserve level risk

Reserve level risk refers to the risk of variations in the time and amount of claims payments. Provisions for unearned premiums is intended to cover the expected claim costs and operating expenses for the remaining term of valid insurance contracts. As compensation is only paid after a loss has occurred, it is also necessary to make provisions for claims outstanding. Technical provisions are the total of unearned premiums and unexpired risks, and claims outstanding.

Technical provisions always include a certain element of uncertainty since provisions include an estimate of the size and frequency of future claim payments. The uncertainty of technical provisions is usually higher for new portfolios for which complete settlement statistics are not yet available and for portfolios in which final adjustment of claims takes place following a long period of time.

Solid Försäkring manages and minimises reserve level risk by means of the Board's policies on reserve level risk and technical provision risks and provisioning instructions that govern the

calculation of technical provisions. Actuarial assumptions for determining the provisions for claims outstanding are based on historical claims and exposures known on the closing date. The models used are clearly recognised actuarial models such as chain ladder or other loss development factor models. The outcome corresponds to a provision that covers the expected future payments for all claims incurred, even claims that have not yet been reported.

The provision for unearned premiums is calculated individually for each insurance contract. The computation uses experience-based factors, the starting point being how the claim costs are incurred over the period of insurance. A straight-line (pro rata) earnings model is used for insurance risks with a

term of 12 months or less. A provision for unexpired risks is made if the provision for unearned premiums is deemed to be insufficient to cover the company's liabilities for the remaining terms of valid insurance contracts.

There is always some uncertainty associated with estimates of technical provisions. The estimates are based on facts relating to historical claims and assessments of future trends. Because most of the majority of the company's claims are short-term in nature and for most portfolios, most of the claims are concluded within 2 to 12 months from the claim date, the risk of negative developments due to factors such as future claims inflation is reduced.

Trend in estimated claims, gross (KSEK)

Reporting year /Claims year	2014	2015	2016	2017	2018	2019	2020	2021	2022	2023	Total
2014	395,573										395,573
2015	433,376	461,389									894,764
2016	433,202	442,118	346,687								1,222,007
2017	432,533	440,812	345,620	240,756							1,459,721
2018	432,884	444,086	342,782	237,591	216,909						1,674,253
2019	432,891	445,344	343,694	236,756	210,774	212,542					1,882,001
2020	432,891	445,338	341,611	235,262	208,929	208,563	220,277				2,092,872
2021	432,968	445,332	342,000	234,665	207,026	206,285	214,982	225,030			2,308,288
2022	432,968	445,456	342,014	234,638	207,127	204,995	212,230	225,747	233,169		2,538,343
2023	432,968	444,562	342,151	234,661	206,746	201,132	205,113	219,592	236,221	258,227	2,781,371
Total paid	432,968	444,409	341,512	235,195	206,457	198,348	202,718	211,676	226,622	230,083	2,729,988
Claims provisions	0	153	638	-534	288	2,783	2,395	7,916	9,599	28,144	51,383
Claims provisions for prior years (claims prior to 2013)											0
Provision for claims adjustment											2,306
Total provision for claims outstanding											53,689

Sensitivity analysis in technical provisions

The diagram below provides an indication of the impact of a potential increase in the technical provisions caused by, for example, incorrect assumptions, inadequate modelling or the effect of changed conditions on profit before tax and on equity.

Increase in technical provisions net of reinsurance from existing contracts, KSEK

% increase	2023		2022	
	Effect on profit before tax	Effect on equity	Effect on profit before tax	Effect on equity
1%	-6,354	-5,045	-6,567	-5,214
5%	-31,770	-25,225	-32,836	-26,072

Market risk

Market risk is the risk of loss or an adverse change in the financial position caused directly or indirectly by fluctuations in the market prices of assets and liabilities.

Losses in the investment portfolio may arise as a result of unfavourable changes in the level or volatility of interest rates, equity prices

or currencies or based on differences in the characteristics of assets and liabilities (ALM). The company's asset management, and also the company's investment strategy, must be characterised by risk-taking that is commensurate with the company's risk appetite and tolerance, and with compliance and efficiency ensured through regular monitoring.

Currency risk

Currency risk refers to the sensitivity of the value of assets, liabilities and financial instruments to changes in the level of exchange rates or their volatility.

Solid Försäkring underwrites insurance primarily in the Scandinavian currencies, EUR and CHF. Currency risk is reduced by matching the technical provisions with investment assets in the corresponding currencies. Currency risk in the insurance operations is hedged by matching assets and liabilities, and is restricted by establishing limits. Currency exposure of investment assets is hedged in terms of both

the nominal value and the interest return on individual investments.

The company is also exposed to translation risk. Translation risk refers to the currency risk arising on consolidation of the balance sheets of foreign operations that have a different functional currency from that of the Parent Company. Translation risk is not hedged.

The company's exposure to currency risk before or after any hedging with derivatives is shown in the following table, which includes all assets and liabilities.

Currency risk 2023

KSEK	NOK	CHF	EUR	DKK	GBP	Other	Total
Assets	283,969	50,480	54,350	49,920	1,492	157	440,368
Liabilities	-288,634	-26,832	-52,796	-46,703	-911	-105	-415,981
Net exposure before financial hedging with derivatives	-4,665	23,648	1,554	3,217	581	52	24,387
Derivatives, nominal value	0	0	0	0	0	0	0
Net exposure after financial hedging with derivatives	-4,665	23,648	1,554	3,217	581	52	24,387
<i>Sensitivity to exchange-rate fluctuations in event of +/-20% exchange-rate fluctuations in foreign currencies against SEK</i>							
Effect on profit before tax	+/-933	+/-4,730	+/-311	+/-643	+/-116	+/-10	+/-6,743
Effect on equity	+/-741	+/-3,755	+/-247	+/-511	+/-92	+/-8	+/-5,354

Currency risk 2022

KSEK	NOK	CHF	EUR	DKK	GBP	Other	Total
Assets	323,743	50,870	66,248	45,089	2,145	144	488,239
Liabilities	-322,562	-29,681	-63,447	-43,214	-1,586	-99	-460,589
Net exposure before financial hedging with derivatives	1,181	21,189	2,801	1,875	559	45	27,650
Derivatives, nominal value	0	0	0	0	0	0	0
Net exposure after financial hedging with derivatives	1,181	21,189	2,801	1,875	559	45	27,650
<i>Sensitivity to exchange-rate fluctuations in event of +/-20% exchange-rate fluctuations in foreign currencies against SEK</i>							
Effect on profit before tax	+/-236	+/-4,238	+/-560	+/-375	+/-112	+/-9	+/-5,530
Effect on equity	+/-188	+/-3,365	+/-445	+/-298	+/-89	+/-7	+/-4,391

Interest rate risk

Interest rate risk refers to uncertainty in the value of assets and liabilities and interest income and expense as a result of changes in market interest rates. A large proportion of the company's investments are in interest-bearing securities, which means that the company is exposed to the risk of changes in market interest rates. The company's technical provisions are recognised as non-discounted and as such are not affected by changes in discount rates. However, future claims payments are affected by normal inflation.

Since only a small proportion of the company's net portfolio can be considered to have longer payment patterns, this effect is expected to be small. Solid Försäkring's investments in bonds and interest-bearing securities are affected by changes in market interest rates and the associated risk is managed and minimised by the Board's instructions on investments and by monitoring the modified duration of these investments.

Equity price risk

Equity price risk refers to the sensitivity of the value of assets, liabilities and financial instruments to changes in the volatility or market prices of equities. Solid Försäkring's equity investments are regulated in the investment policy, which specifies that they may not exceed SEK 200 million. The equities portfolio consists of Nordic equities and is managed in accordance with the mandate described in the company's investment policy.

Spread risk

Spread risk is the risk of loss resulting from changes in credit spreads for fixed-income securities issued by banks or companies and fixed-income securities issued by governments. The company invests predominantly in Swedish government, municipal and corporate bonds.

Concentration risk

The company's investment policy restricts permitted limits to individual counterparties for managing the concentration

risk of the company's investments.

Credit and counterparty risk

Credit and counterparty risk is the risk of a loss or adverse value change in financial positions resulting from credit margins and credit ratings of security issuers, counterparties or other debtors to whom the company is exposed. Credit risk is the type of risk that is inherent in every type of contractual relationship and financial stability is mainly taken into consideration. Credit and counterparty risk is limited using limits for individual counterparties and analyses of the counterparty's financial position.

The company is exposed to credit and counterparty risk in the receivables included in deposits in commercial banks and receivables attributable to direct insurance and reinsurance. Credit and counterparty risk is managed and minimised by issued policies that set out the framework for assessing the counterparty's ability to discharge its obligations.

Deposits in commercial banks have been chosen based on the bank's credit rating. Credit risk to reinsurers is limited by only signing agreements with reinsurers that have a credit rating of BBB for short contractual periods or A or higher for long contractual periods.

The following table shows Solid Försäkring's credit risk exposure.

Credit risk exposure

KSEK	31 Dec 2023			31 Dec 2022		
	Gross exposure	Value of collateral	Net exposure	Gross exposure	Value of collateral	Net exposure
Bonds and other interest-bearing securities						
AAA/Aaa	0		0	10,498		10,498
AA-/Aa3	0		0	24,782		24,782
A+/A1	0		0	15,732		15,732
A/A2	58,850		58,850	95,900		95,900
A-/A3	34,046		34,046	14,831		14,831
BBB+/Baa1	79,428		79,428	71,011		71,011
BBB/Baa2	88,932		88,932	85,165		85,165
BBB-/Baa3	68,401		68,401	69,175		69,175
BB+/Ba1	15,180		15,180	30,202		30,202
BB-/Ba3	11,947		11,947	40,297		40,297
B/B2	0		0	1,086		1,086
No credit rating available*	618,138		618,138	280,152		280,152
Total bonds and other interest-bearing securities	974,922	0	974,922	738,831	0	738,831
Cash and bank balances						
AA/Aa3	165,591		165,591	0		0
AA-/Aa3	97,579		97,579	382,825		382,825
A/A2	2,232		2,232	0		0
A-/A3	77,661		77,661	118,323		118,323
No credit rating available**	10,355		10,355	102,716		102,716
Total cash and bank balances	353,418	0	353,418	603,864	0	603,864

In the event credit ratings differ, the lowest is used.

* Unrated securities comprise Swiss investment funds, Swedish and foreign corporate bonds

** Deposits in Resurs Bank and Banque Cantonale de Fribourg.

Operational risks

Operational risk refers to the risk of losses due to incorrect or non-appropriate internal processes and procedures, human error, incorrect systems or external events, including regulatory or legal risks that could lead to financial losses or loss of trust. Operational risks are mainly offset by internal control. The establishment of effective internal control is an ongoing process in the company, and this includes:

- the requirement for appropriate policies, guidelines and procedures for recurring work duties
- a defined division of responsibilities and duties for employees
- compliance with laws, regulations and provisions
- IT support in the form of an accounting and finance system with built-in automated checks and controls
- internal information and reporting systems, for example, to

- meet management's demands for information
- information security and physical safety to protect the company's assets and personnel

As an important part of risk management, the company also regularly identifies and determines which processes in its operations are of material importance. In connection with this, the process owner, together with the other functions involved in the process, analyses whether activities exist for which there is a risk of significant losses. On the identification of any such activities, the necessary controls are implemented in the processes. The process analysis also includes the parts that relate to the company's capital management, for example, via the processes for setting provisions, investments and results. The company has also analysed the ORSA process, which is an annual process that investigates, for example, the company's capital requirements to cover the company's risks and makes an assessment of the capital requirements and capital management based on a future and stressed perspective.

Operational risks are divided into personnel risk, process risk, IT and systemic risk, and external risk, which includes legal risk and compliance risk.

Other risks

Other risks refer to risks which the company is or may be exposed to, but which are not encompassed by the risk categories described above. These risks are managed through the risk register where identified risks are documented, quantified and controlled.

Strategic risks

Strategic risks arise in connection with major changes, both internal and external, and these risks are managed through efficient analysis and good planning prior to decisions. The company has a tradition of working in a changing environment where conditions constantly vary over time. The adaptability that the company possesses is a strength. The company has increasingly transitioned to selling insurance valid for a period of one year. This means that changes in conditions provide a quicker impact, which reduces strategic risk. Policy decisions that result in changes to consumer laws and tax legislation or other regulatory requirements that apply to the company may also pose a risk.

One of the company's pillars involves continuously taking account of changes in external factors, for example through regular external analysis meetings, that affect the markets in which it operates in order to minimise strategic risks. Insurance cycles, changes in customer behaviour and the

competitive situation are considered.

Reputation risk

The company is stable and has a good reputation. If serious rumours were to circulate about the company, it could result in lower sales and fewer opportunities to partner with agents. The company has a highly functional organisation for managing mass media questions and clearly defined reporting procedures for handling customer complaints.

Liquidity risk

Liquidity risk is the risk of the company being unable to realise investments and other assets in order to discharge its financial obligations when they fall due, and liquidity risk is therefore considered minimal. To limit liquidity risk, investments in bonds, bills, commercial paper and equities are to be made in securities that are listed in a marketplace where conditions permit daily trading and high volumes in relation to the investment made. Total liquidity risk is governed by limits for each type of investment by a counterparty. Short and long-term liquidity are monitored on a monthly basis via the company's Investment Committee.

The company's liquidity risk is deemed to be low since liquid assets meet the company's commitments as the operations comprise non-life insurance with mainly short-term commitments.

The table below shows the maturity structure of cash flows for financial assets and liabilities and technical provisions, net of reinsurance, on 31 December 2023.

Maturity analysis 2023

KSEK	Carrying amount	No maturity	Payable on demand	<3 months	3-12 months	1-5 years	More than 5 years	Contractual due date
Shares and participating interests	105,863	105,863						105,863
Bonds and other interest-bearing securities	974,922	40,109		33,334	87,249	833,559	102,324	1,096,575
Receivables, direct insurance and reinsurance	102,199			100,642	1,557			102,199
Cash and bank balances and other cash equivalents	353,442		353,442					353,442
Accrued interest income	9,882			9,882				9,882
Financial assets incl. expected interest payments	1,546,308	145,972	353,442	143,858	88,806	833,559	102,324	1,667,961
Liabilities, direct insurance and reinsurance	166,721			70,661	58,318	37,742		166,721
Other provisions and other liabilities	23,566			23,566				23,566
Financial liabilities incl. expected interest payments	190,287	0	0	94,227	58,318	37,742	0	190,287
Technical provisions, net of reinsurance	635,399	0	0	131,370	394,110	109,915	4	635,399

Emerging risks

Emerging risks refers to the risks that the company could be exposed to in the future. The company works continuously to identify emerging risks and, when they appear, categorises them in the following sub-categories: Market risk, Counterparty risk, Insurance risk, Operational risks and Strategic risks.

Sustainability risks

Sustainability risks are an integrated part of the company's risk management framework. The company continuously works on sustainability

risks and bases this work on identifying and categorising sustainability risks in the main risk categories described above. The company also categorises and identifies sustainability risks in the sub-categories of diversity and equality, sustainable insurance distribution, the environment and climate. Regarding climate-related risks, the company identified and quantified unique risks in the company's operations from climate change, which are already included in the company's risk profile.

Sensitivity analysis, risk quantification

A significant factor affecting a non-life insurance company's profitability and risk is the ability to estimate future claims and administrative expenses as precisely as possible, thereby achieving correct pricing of insurance premiums.

The next table presents a sensitivity analysis of premium risk, claims and total claims for which the levels as per 31 December 2023 for premiums earned and claims incurred net of reinsurance are stressed by +/-1 per cent and the combined ratio by 1 percentage point to show the impact of the change on profit. Similarly, the table also provides an indication of equity price risk with the value of the shares in the investment portfolio as per 31 December 2023 stressed by -10 per cent, and interest rate risk with the value of interest-bearing securities is stressed by -1 per cent.

Sensitivity analysis

Parameters	Level 2023	Change in risk parameters	Effect on profit before tax 2023	Effect on profit before tax 2022
KSEK				
Premiums (premiums earned, net of reinsurance)	1,094,098	+/-1%	+/-10,941	+/-10,997
Claims level (claims incurred, net of reinsurance)	-263,143	+/-1%	+/-2,631	+/-2,406
Combined ratio	88.0%	+1 percentage point	+/-109	+/-110
Equity price risk (equities in investment portfolio)	105,863	-10%	-10,586	-9,132
Interest rate risk (interest-bearing securities)	974,922	-1%	-9,749	-7,193

Note 3 Segment information

Solid has established three operating segments: Personal Safety, Product and Assistance. These operating segments are reported in a manner consistent with the internal financial reporting provided to the chief operating decision maker. For Solid, the chief operating decision maker is the CEO since this is the person who is responsible for allocating resources and evaluating results. The financial information reported to the CEO, used as a basis for allocating resources and assessing the company's results, as gross profit and gross margin specified by three product areas, which have also been determined as the company's three operating segments: Personal Safety, Product and Assistance. The company uses the same valuation principles in its segment report according to IFRS 8 as in its financial statements.

Jan-Dec 2023

KSEK	Personal Safety	Product	Assistance	Not specified by segment	Total
Gross written premiums	393,726	336,679	387,774		1,118,179
Premiums earned, net of reinsurance	410,843	338,487	344,768		1,094,098
Claims incurred, net of reinsurance	-43,822	-95,403	-123,918		-263,143
Acquisition costs*	-255,876	-185,571	-141,164		-582,611
Gross profit**	111,145	57,513	79,686		248,344
Gross margin***	27.1%	17.0%	23.1%		22.7%
Administrative expenses				-116,927	-116,927
Allocated investment return transferred from non-technical account				30,882	30,882
Technical result					162,299
Result of asset management				85,583	85,583
Allocated investment return transferred to non-technical account				-30,882	-30,882
Other non-technical income				7,867	7,867
Other non-technical expenses				-5,091	-5,091
Profit before tax					219,776

* Acquisition costs include brokerage commission and costs for direct sales, included in Note 7 Operating expenses.
** Gross profit = premiums earned, net of reinsurance minus claims incurred net of reinsurance minus acquisition costs
*** Gross margin = gross profit as a percentage of premiums earned, net of reinsurance

Premiums earned, net of reinsurance, for the full-year 2023 amounted to KSEK 395,558 (369,652) for Solid Försäkring's largest partner in the Personal Safety segment, KSEK 132,297 (134,509) in the Product segment, and KSEK 109,441 (98,451) in the Assistance segment.

Jan-Dec 2022

KSEK	Personal Safety	Product	Assistance	Not specified by segment	Total
Gross written premiums	389,753	375,701	386,467		1,151,921
Premiums earned, net of reinsurance	381,037	366,411	352,261		1,099,709
Claims incurred, net of reinsurance	-32,300	-104,169	-104,089		-240,558
Acquisition costs*	-244,006	-195,464	-169,624		-609,094
Gross profit**	104,731	66,778	78,548		250,057
Gross margin***	27.5%	18.2%	22.3%		22.7%
Administrative expenses				-103,705	-103,705
Allocated investment return transferred from non-technical account				16,748	16,748
Technical result					163,100
Result of asset management				-11,514	-11,514
Allocated investment return transferred to non-technical account				-16,748	-16,748
Other non-technical income				9,296	9,296
Other non-technical expenses				-4,934	-4,934
Profit before tax					139,200

* Acquisition costs include brokerage commission and costs for direct sales, included in Note 7 Operating expenses.
** Gross profit = premiums earned, net of reinsurance minus claims incurred net of reinsurance minus acquisition costs
*** Gross margin = gross profit as a percentage of premiums earned, net of reinsurance

Note 4 Premiums earned, net of reinsurance

KSEK	2023	2022
Premium income (net of outward reinsurance), geographical specification		
Sweden	684,674	671,998
Norway	196,787	190,402
Denmark	82,060	92,135
Finland	59,161	50,661
Switzerland	18,912	13,943
Rest of Europe	76,585	132,782
Total gross written premiums (net of outward reinsurance)	1,118,179	1,151,921
Outward reinsurance premiums	-23,751	-22,871
Total premium income net of reinsurance	1,094,428	1,129,050
Change in provision for unearned premiums and unexpired risks	-1,880	-29,419
Reinsurers' share of change in provision for unearned premiums and unexpired risks	1,550	78
Total premiums earned, net of reinsurance	1,094,098	1,099,709

The geographic specification of gross written premiums is based on where the customers are domiciled. Germany, France, Italy and Spain comprise 70 per cent (71) of the written premiums in the group Rest of Europe for full-year 2023.

Note 5 Allocated investment return transferred from the non-technical account

The allocated investment return is transferred from the non-technical account to the technical account and is calculated on the basis of average technical provisions, net of reinsurance. The transferred investment return is calculated as the average interest rate on the company's holdings of government, municipal and corporate bonds on the closing date. The interest rate for 2023 was 4.78 per cent (2.64).

Note 6 Claims incurred, net of reinsurance

KSEK	2023			2022		
	Gross	Net of outward reinsurance	Net	Gross	Net of outward reinsurance	Net
Claims paid	-250,690	7,714	-242,976	-229,614	11,116	-218,498
Change in provision for claims incurred and reported	5,417	-42	5,375	1,018	-30	988
Change in provision for claims incurred but not reported (IBNR)	1,418	0	1,418	290	0	290
Operating expenses for claims adjustment	-26,960	0	-26,960	-23,338	0	-23,338
Total claims incurred	-270,815	7,672	-263,143	-251,644	11,086	-240,558

Note 7 Operating expenses

KSEK	2023	2022
Specification of income statement item operating expenses		
Acquisition costs	-584,418	-630,783
Change in item Deferred acquisition costs	578	18,631
Administrative expenses	-116,927	-103,705
Commissions and profit-sharing in outward reinsurance	1,229	3,058
Total income statement item operating expenses	-699,538	-712,799
Other operating expenses		
Claims adjustment costs included in Claims paid	-26,960	-23,338
Financial management costs included in Investment charges	-1,200	-1,200
Total other operating expenses	-28,160	-24,538
Total operating expenses	-727,698	-737,337
Total operating expenses by type of cost	2023	2023
Direct and indirect personnel expenses	-64,075	-53,449
Premises costs	-3,737	-3,023
Depreciation/amortisation	-6,867	-6,827
Direct costs	-584,418	-630,783
Change in Deferred acquisition costs	578	18,631
Commissions and profit-sharing in outward reinsurance	1,229	3,058
Other costs	-70,408	-64,944
Grand total operating expenses	-727,698	-737,337

Note 8 Result of asset management

KSEK	2023	2022
Investment income		
Dividends on shares and participating interests	3,905	3,016
Interest income, etc.		
Bonds and other interest-bearing securities	40,585	13,386
Other interest income *	13,670	5,249
Exchange gains (net)	1,425	3,050
Capital gains (net)	8,480	5,100
Other	21	18
Total investment income	68,086	29,819
Unrealised gains on investment assets recognised through profit or loss		
Swedish shares and participating interests	5,216	0
Bonds and other interest-bearing securities	15,015	0
Total unrealised gains on investment assets (net gain per asset class)	20,231	0
Investment charges		
Asset management expenses	-1,287	-1,333
Financial management costs	-1,200	-1,200
Other interest expense	-247	-341
Total investment charges	-2,734	-2,874
Unrealised losses on investment assets recognised through profit or loss		
Swedish shares and participating interests	0	-14,237
Bonds and other interest-bearing securities	0	-24,222
Unrealised losses on investment assets (net loss per asset class)	0	-38,459
Result of asset management	85,583	-11,514

* All Other interest income consists of interest income on assets measured at fair value.

Note 9 Taxes

KSEK	2023	2022
Current tax expense		
Tax expense for the period	-52,621	-28,520
Adjustment of tax attributable to prior years	1,225	-24
Change in deferred tax	-3,017	0
Total recognised tax expense	-54,413	-28,544

The deferred tax refers in its entirety to temporary standard income on the contingency reserve.

Reconciliation of effective tax	2023		2022	
	%	KSEK	%	KSEK
Profit before tax		219,776		139,200
Tax at prevailing tax rate	20.6	-45,274	20.6	-28,675
Non-deductible expenses	0.1	-288	0.1	-154
Non-taxable income	0.0	56	0.0	0
Tax attributable to effects of translating foreign branches	1.3	-2,938	-2.2	3,018
Tax attributable to settlement of foreign tax from branches (limit)	0.6	-1,220	0.9	-1,200
Tax attributable to prior years	-0.7	1,225	0.0	-24
Standard income, permanent contingency reserve	0.9	-1,951	0.4	-503
Standard income, temporary contingency reserve	1.8	-4,023	0.7	-1,006
Recognised effective tax	24.6	-54,413	20.5	-28,544

Standard income, temporary contingency reserve is calculated at 6 per cent of the opening amount of the contingency reserve and is recognised at one sixth between 2021 and 2026.

Note 10 Earnings per share

Earnings per share are calculated in accordance with IAS 33. Basic earnings per share are calculated by dividing the earnings attributable to the company's shareholders by an average number of ordinary shares outstanding for the period. The average number of shares is a weighted number of shares for the period after the repurchase of own shares. The average number of shares between January and December 2023 amounted to 19,071,378 (19,962,107) with a quotient value of SEK 1.6 (1.5). There was no dilutive effect as of 31 December 2023.

	2023	2022
Net profit for the year, KSEK	165,363	110,656
Average number of shares outstanding in the period	19,071,378	19,962,107
Basic and diluted earnings per share, SEK	8.67	5.54

Note 11 Intangible assets

Intangible assets	31 Dec 2023		31 Dec 2022	
	Goodwill	Other intangible assets	Goodwill	Other intangible assets
KSEK				
Opening cost*	46,677	49,200	46,677	48,802
Investments for the year**	9,515	0	0	0
Divestments/disposals for the year***	-26,677	0	0	0
Exchange differences	-631	-877	0	398
Total cost at year-end	28,884	48,323	46,677	49,200
Opening amortisation	-37,392	-41,491	-34,534	-38,400
Amortisation of divested/disposed intangible assets	26,677	0	0	0
Amortisation for the year	-4,153	-1,800	-2,858	-2,973
Exchange differences	27	403	0	-118
Total accumulated amortisation at year-end	-14,841	-42,888	-37,392	-41,491
Carrying amount	14,043	5,435	9,285	7,709
<i>Amortisation for the year is recognised in the lines below in the income statement</i>				
Operating expenses	-4,153	-1,800	-2,858	-2,973
Total	-4,153	-1,800	-2,858	-2,973

* The item goodwill relates to an organisational restructuring in 2010 when the operations of the former subsidiary Nord Assurance & Services AB were taken over by the company, and the acquisition of a company that previously brokered the company's car warranty products that took place in April 2019.

The item "Other intangible assets" refers to the value of the acquisition of the bicycle insurance operations of Falck Secure AB completed on 1 April 2015 and a Norwegian customer register of bicycle registrations that took place on 31 January 2020.

** Investments for the year under the Goodwill item refer in their entirety to the value of the acquisition of CarProtect AS in an asset acquisition that took place on 1 January 2023.

*** Divestments/disposals for the year relate to Nord Assurance & Services AB

According to internal procedures, the company tests goodwill for impairment every year. Impairment testing was conducted for the smallest identified cash-generating unit when preparing the annual accounts. The recoverable amount was determined by calculating the value in use for each asset. Management has compiled a forecast of annual future cash flows for the smallest cash-generating unit, based on historical experience and the company's own plans and estimates for the future.

The calculation is based on the budget for 2024 and a detailed forecast for the years 2025-2026. Cash flows have been discounted to the present value by applying inflation, the risk-free interest rate and the risk premium, which is estimated at 10 per cent. The recoverable amount for the cash-generating unit has been compared with the intangible assets. The impairment testing did not reveal any impairment.

The company's assets that are not financial instruments (there are no assets pertaining to deferred tax assets, post-employment benefits or rights arising under insurance contracts) are specified as follows:

Assets by geographic market	2023	2022
Sweden	6,428	9,285
Norway	13,050	7,709
Total	19,478	16,994

Note 12 Investment assets

KSEK	31 Dec 2023		31 Dec 2022	
	Fair value	Carrying amount	Fair value	Carrying amount
Equities	105,863	105,863	91,318	91,318
Corporate bonds	843,442	843,442	668,679	668,679
Swedish and foreign government and municipal securities	0	0	10,498	10,498
Other Swedish issuers	57,690	57,690	19,545	19,545
Other foreign issuers	73,790	73,790	40,109	40,109
Total	1,080,785	1,080,785	830,149	830,149

All securities are listed. Further information about financial instruments is provided in Note 30 Financial instruments.

Note 13 Provision for unearned premiums and unexpired risks

KSEK	31 Dec 2023			31 Dec 2022		
	Gross	Reinsurers' share	Net	Gross	Reinsurers' share	Net
Opening balance	599,376	3,657	595,719	555,105	3,579	551,526
Insurance policies written during the period	1,118,179	25,302	1,092,877	1,151,921	22,949	1,128,972
Premiums earned during the period	-1,116,299	-23,751	-1,092,548	-1,122,501	-22,871	-1,099,630
Currency effects	-14,156	-61	-14,095	14,851	0	14,851
Closing balance	587,100	5,147	581,953	599,376	3,657	595,719

Note 14 Provision for claims outstanding

KSEK	31 Dec 2023			31 Dec 2022		
	Gross	Reinsurers' share	Net	Gross	Reinsurers' share	Net
OB Reported claims	54,403	279	54,124	53,816	232	53,584
OB Incurred but not reported claims (IBNR)	4,601	0	4,601	4,743	0	4,743
OB Provision for claims adjustment costs	2,279	0	2,279	2,236	0	2,236
Total opening balance	61,283	279	61,004	60,795	232	60,563
Settled claims from previous financial years	-22,491	-1,914	-20,577	-24,550	-5,632	-18,918
Changes in the expected cost of claims incurred in previous years (run-off result)	-15,180	1,879	-17,059	-3,108	5,679	-8,787
Provisions for the year	30,836	-8	30,844	26,350	-78	26,428
Currency effects	-759	7	-766	1,796	78	1,718
Total closing balance	53,689	243	53,446	61,283	279	61,004
CB Reported claims	48,418	243	48,175	54,403	279	54,124
CB Incurred but not reported claims (IBNR)	2,965	0	2,965	4,601	0	4,601
CB Provision for claims adjustment costs	2,306	0	2,306	2,279	0	2,279

Actual claims compared with previous estimates

In 2023, Solid Försäkring's traditional business with insurance products in the Personal Safety, Product and Assistance business segments reported an improvement of SEK 15.1 million in estimated claims on previous claim years, including reinsurance compared with previous estimates.

Note 15 Receivables, direct insurance

KSEK	31 Dec 2023	31 Dec 2022
Receivables from policyholders	2,452	2,958
Receivables from agents	99,742	80,630
Total receivables direct insurance	102,194	83,588

Receivables from agents arise when policyholders purchase a service or product from our partners (agents) and at the same time take out and pay for an insurance policy in connection with the purchase. The agent reports the underwritten insurance premium to Solid Försäkring and the company invoices the agent for the insurance premium.

Note 16 Other receivables

KSEK	31 Dec 2023	31 Dec 2022
Receivables not related to non-life insurance operations	2,986	9
Tax assets	0	1,775
Total other receivables	2,986	1,784

Note 17 Property, plant & equipment

KSEK	31 Dec 2023	31 Dec 2022
Cost at beginning of the year	4,985	4,985
Investments for the year	0	0
Divestments/disposals for the year	0	0
Total cost at year-end	4,985	4,985
Accumulated depreciation at beginning of the year	-4,071	-3,074
Accumulated depreciation of divested/disposed assets	0	0
Depreciation for the year	-914	-997
Total accumulated depreciation at year-end	-4,985	-4,071
Carrying amount	0	914

Note 18 Other assets

KSEK	31 Dec 2023	31 Dec 2022
Other assets	380	316
Tax account	0	5,877
Total other assets	380	6,193

Note 19 Deferred acquisition costs

KSEK	31 Dec 2023	31 Dec 2022
Opening balance	228,874	204,070
Capitalisation for the year	140,720	146,318
Depreciation for the year	-147,692	-121,514
Closing balance, deferred acquisition costs	221,902	228,874

Note 20 Pledged assets for own liabilities

KSEK	31 Dec 2023	31 Dec 2022
Policyholders' priority rights		
Assets encompassed by policyholders' priority rights	1,444,084	1,438,690
Technical provisions, net	-635,399	-656,723
Surplus from registered assets	808,685	781,967

Note 21 Change in equity

Shares

The number of shares amounted to 19,283,522, with a quotient value of SEK 1.6. The quotient value is defined as share capital divided by the number of shares.

The Annual General Meeting held on 26 April resolved, in accordance with the Board's proposal, to authorise the Board to acquire the company's own shares on one more occasions up until the next Annual General Meeting. A new buy-back programme was initiated on 15 May. The acquisition of own shares may occur of at most as many shares as are needed so that the company's holdings of own shares at any given time do not exceed five per cent of all shares in the company. The purpose of the share buy-back programme is to give the Board an instrument to continuously adapt and improve the company's capital structure and thereby create additional value for the shareholders. In addition, the buy-back programme enables the Board to transfer shares to the participants in the incentive programme from 2023 (LTIP 2023). The intention for the shares that are repurchased and that are not attributable to future delivery of shares in relation to LTIP 2023 is to finally be cancelled by resolutions at future general meetings.

At the end of the year, 679,872 shares had been acquired by the company at a value of KSEK 43,428, which corresponds to 3.5 per cent of the total number of shares and 71 per cent of the mandate as resolved by the Extraordinary General Meeting. The number of shares outstanding after the repurchase of own shares on the closing date was 18,603,650.

Translation reserve

This reserve includes translation differences on consolidation of the company's foreign branches.

KSEK	31 Dec 2023	31 Dec 2022
Translation reserve		
Opening translation reserve	-615	-777
Translation differences, branches	-772	162
Closing translation reserve	-1,387	-615

Retained earnings

Retained earnings refers to profit or loss brought forward from previous years, remuneration received from warrants, less dividends and repurchases of shares.

Changes in equity

A specification of changes in equity during the period is provided in the statement of changes in equity.

Note 22 Untaxed reserves

KSEK	31 Dec 2023	31 Dec 2022
Untaxed reserves		
Contingency reserve	488,118	488,118
Total untaxed reserves	488,118	488,118

Note 23 Liabilities, direct insurance

KSEK	31 Dec 2023	31 Dec 2022
Liabilities to policyholders	6,188	5,661
Liabilities to agents	142,495	160,313
Accounts payable	17,451	22,918
Total liabilities, direct insurance	166,134	188,892

Note 24 Other liabilities

KSEK	31 Dec 2023	31 Dec 2022
Insurance premium tax	1,145	1,628
Tax liabilities	14,687	0
Other liabilities	4,717	14,034
Total other liabilities	20,549	15,662

Note 25 Accrued expenses and deferred income

KSEK	31 Dec 2023	31 Dec 2022
Accrued personnel expenses	10,874	7,904
Other accrued expenses	12,629	14,086
Total accrued expenses and deferred income	23,503	21,990

Note 26 Disclosures on related parties

Solid Försäkringsaktiebolag is 30.0 per cent owned by Waldakt AB, and of the remaining owners, no individual owner has a holding of 20 per cent or more. No business transactions of significant importance took place with related parties during the period.

Related parties – Key individuals

Marcus Tillberg	CEO
Lars Nordstrand	Chairman
Fredrik Carlsson	Board member
David Nilsson Sträng	Board member
Marita Odélius	Board member
Lisen Thulin	Board member

Remuneration of related-party senior executives can be found in Note 27 Personnel.

Note 27 Personnel

Average number of employees recalculated to FTEs	2023	2022
Women	40	36
Men	34	32
Total	74	68

Board members and senior executives	2023	2022
Number of Board members on closing date		
Women	2	2
Men	3	3
Total	5	5

CEO and other senior executives, number

Women	3	3
Men*	5	5
Total	8	8

*of whom one is an external consultant 2023 and 2022

Salaries, remuneration, social security contributions and pension costs

KSEK	2023	2022
Salaries and other remuneration		
Salaries and remuneration, Board, CEO and other senior executives Share-based remuneration*	12,346	10,351
	876	0
Salaries and remuneration, other employees	28,772	24,541
Total salaries and other remuneration	41,994	34,892

Social security contributions and pension costs

Contractual and statutory social security contributions	14,961	12,593
Contractual and statutory social security contributions attributable to share-based remuneration	275	0
Pension costs, Board, CEO and other senior executives	2,237	1,957
Pension costs, other employees	2,793	2,534
Total social security contributions and pension costs	20,266	17,084

Total salaries, remuneration, social security contributions and pension costs	62,260	51,976
--	---------------	---------------

* Refers to expensed but unallocated share-based remuneration within the LTIP 2023 framework

Salaries and fees

Board fees are decided by the general meeting of shareholders. Board fees are not paid to individuals employed by the company. Remuneration of the CEO and senior executives consists of a basic salary, other benefits and pension.

Termination benefits

In the event of early termination of employment of the CEO by the company, the CEO is entitled to 12 months' salary during the period of notice. In the event of early termination of employment of other senior executives by the company, the senior executive is entitled to two to six months' salary during the period of notice.

Preparatory and decision-making processes

The remuneration of the CEO is determined by the Board. Remuneration of other senior executives is determined by the CEO, in some cases after consultation with the Chairman.

Remuneration and other benefits 2023

KSEK	Basic salary/ Board fees	Variable remunerati on*	Variable remuneratio n**	Other benefits***	Pensions	Total
Lars Nordstrand, Chairman	683					683
Fredrik Carlsson	367					367
David Nilsson Sträng	250					250
Lisen Thulin	367					367
Marita Odélius	383					383
Marcus Tillberg, CEO	2,696	350	254	215	600	4,115
Other senior executives (6 individuals)	5,751	745	542	539	1,637	9,214
Other employees who can affect the company's risk level (3 individuals)	2,531	109	80	106	652	3,478
Total	13,028	1,204	876	860	2,889	18,857

Remuneration and other benefits 2022

KSEK	Basic salary/ Board fees	Variable remunerati on*	Variable remuneratio n**	Other benefits***	Pensions	Total
Lars Nordstrand, Chairman	600					600
Fredrik Carlsson	450					450
David Nilsson Sträng	250					250
Lisen Thulin	350					350
Marita Odélius	350					350
Marcus Tillberg, CEO	2,334			200	603	3,137
Other senior executives (5 individuals)	5,289			528	1,354	7,171
Other employees who can affect the company's risk level (3 individuals)	2,525			97	491	3,113
Total	12,148	0	0	825	2,448	15,421

* Refers to cash remuneration within the LTIP 2023 framework

** Refers to expensed but unallocated share-based remuneration within the LTIP 2023 framework

*** Refers to company car benefit

The Board of Solid Försäkring has adopted a remuneration policy that complies with FFFS 2019:23 regarding remuneration policies in management companies, exchanges, clearing organisations and institutions for the issuance of electronic money, and which are designed to create an overall regulatory framework regarding remuneration of all the company's employees. The Board has established a Remuneration Committee that is responsible for preparing material remuneration decisions, and the company has a control function that, when appropriate and at least annually, is to independently review how the company's remuneration corresponds to the regulations.

The tasks of the Remuneration Committee include preparing the Board's resolutions on proposals for guidelines concerning remuneration of senior executives. The Remuneration Committee shall also follow and evaluate the programme for variable remuneration for the management team, the application of guidelines for remuneration for senior executives and the relevant remuneration structures and levels in the company. The Board shall prepare proposals for new guidelines at least once every four years, and submit the proposal to be resolved by the Annual General Meeting. The guidelines apply until new guidelines have been adopted by the general meeting.

The Chairman and members of the Board are paid the remuneration resolved by the Annual General Meeting. The Annual General Meeting on 26 April 2023 resolved that until the next Annual General Meeting an annual fee of KSEK 550 was to be paid to the Chairman of the Board and KSEK 250 was to be paid to each of the other Board members. It was also decided that an annual fee of KSEK 100 was to be paid to the chairman of the Audit Committee and KSEK 50 was to be paid to the other two members of the Audit Committee, and that an annual fee of KSEK 150 was to be paid to the chairman of the Corporate Governance Committee and KSEK 75 was to be paid to the other two members of the Corporate Governance Committee. It was also decided that an annual fee of KSEK 50 was to be paid to the chairman of the Remuneration Committee and KSEK 25 was to be paid to the other two members of the Remuneration Committee.

Guidelines for remuneration of senior executives

Remuneration of the company's senior executives is resolved by the Board in consultation with the Remuneration Committee, in accordance with the Code. At the Extraordinary General Meeting held on 4 October 2021, it was resolved to adopt the guidelines for remuneration of the CEO and other members of the management team. The Board has delegated to the CEO to negotiate remuneration of other employees who are members of management and senior executives, and executives responsible for the key functions, such as Risk Management, Compliance and the Actuarial function. Regardless of personnel category, the Board is always to decide on annual bonuses exceeding KSEK 300.

The main principle is that remuneration is to promote Solid Försäkring's business strategy, long-term interests and sustainability, as well as counteract unhealthy risk-taking. In addition, remuneration aims to enable competitive total remuneration to senior executives in the company.

Remuneration to the company's senior executives shall be market-based and consist of fixed salary, pension benefits and other benefits. Additionally, the general meeting can resolve on such matters as share and share-price-related remunerations.

For the company's CEO, pension premiums, including sickness insurance, are to be defined-contribution plans, and pension premiums for defined-contribution plans shall not exceed 30 per cent of the fixed annual cash salary of the CEO. Other senior executives are covered by an ITP plan in accordance with applicable collective agreement provisions. Other benefits can include life insurance, medical benefits insurance and company car benefit, which together must not exceed 10 per cent of the fixed annual salary.

From the company's side, the notice period for termination may be at most 12 months for the CEO and at most six months for other members of management. From the senior executive, the notice period for termination may be at most six months. No termination benefits are paid. However, remuneration for potential commitments to restrict competition could be issued, with the aim of compensating for any loss of income as a result of the commitment to restrict competition.

Long-term incentive programme

Solid Försäkring has an ongoing long-term incentive programme for the company's CEO, other senior executives and key employees. LTIP 2021 comprises a maximum of 440,000 warrants. On 31 December 2023, LTIP 2021 comprised a total of 280,000 warrants that nine (9) senior executives and key employees at the company had acquired from the company at the market price calculated according to the Black & Scholes formula. On the first allotment date, the warrant price is SEK 4.17 and each warrant carries entitlement to subscribe for one

(1) share in Solid Försäkring at a subscription price of SEK 79.10 per share, which corresponds to 130 per cent of the volume-weighted average price according to Nasdaq Stockholm's official share price list for the company for a period of five trading days from the first day of trading of the company's shares on Nasdaq Stockholm. The risk-free rate amounted to 0.1634 per cent and the expected volatility to 25 per cent. If, when shares are subscribed for, the price paid for the company's shares when Nasdaq Stockholm closes on the trading day immediately preceding subscription exceeds 146.15 per cent of the subscription price, then the subscription price shall be increased by an amount corresponding to the amount of the aforementioned closing price that exceeds 146.15 per cent of the subscription price. Shares can be subscribed for using the warrants during the period from and including 3 March 2025 up to and including 30 May 2025.

The Annual General Meeting held on 26 April 2023 resolved to introduce a long-term performance-based incentive programme ("LTIP 2023") for selected persons in the management team and a key employee. LTIP 2023 extends over a period of a total of four (4) years where an amount is determined corresponding to the respective Participant's maximum value outcome prior to initial allocation ("Gross Performance Amount"). For the key employee (the company's actuary) the Gross Performance Amount corresponds to 70 per cent of the actuary's total fixed annual remuneration before tax (according to the salary level as of 1 January 2023) and for the other Participants, the Gross Performance Amount corresponds to 100 per cent of the respective Participant's total fixed annual remuneration before tax (according to the salary level as of 1 January 2023).

The period for performance fulfilment extends over the 2023 financial year ("Performance Period") and when the end of the Performance Period has passed, the initial outcome for each Participant is determined based on the fulfilment of the goals within the framework of the respective Gross Performance Amount. The outcome partly consists of cash that is paid out to the Participants after the initial outcome has been determined at the end of the Performance Period, and partly conditional share rights ("Performance Shares"). The Performance Shares entitle the Participants to, after a qualification period of a total of three (3) years from the allotment of the Performance Shares (the "Qualification Period"), receive ordinary shares in the company free of charge. The distribution between cash and shares is 20/80, i.e., 20 per cent in cash and 80 per cent in shares. In January 2024, 75,282 Performance Shares were issued based on the average share price for the first ten trading days of January, which amounted to SEK 63.97.

Information about remuneration at Solid Försäkring's is published at <https://corporate.solidab.se/en/governance/remuneration-and-incentive-programmes/>.

For the Board, CEO and other employees in senior positions, KSEK 1,095 (0) in variable remuneration was paid for 2023, which refers to the cash remuneration under the framework of the LTIP 2023, and KSEK 11,251 (10,351) in fixed remuneration. Variable remuneration for 2023 represented 9.7 per cent (0) of fixed remuneration. For the employees in the group "other employees who can affect the company's risk level," KSEK 109 (0) in variable remuneration was paid for 2023, which refers to the cash remuneration under the framework of the LTIP 2023. Variable remuneration under the LTIP 2023 was paid to a total of seven (zero) employees in the group "CEO and other senior executives," and to one (zero) employees in the group "other employees who can affect the company's risk level." The remuneration will be paid in cash in 2024. Expensed unallotted share-based remuneration amounted to KSEK 876 (0) for the CEO, other senior executives and other employees who can affect the company's risk level.

Other variable remuneration

Other variable remuneration earned in 2023 is linked both to qualitative and to quantitative goals. The company has ensured that all goals related to variable remuneration for 2023 can be reliably measured and, in the company's assessment, the level of risk applied is well in proportion to the company's earnings capacity. The fixed/variable remuneration ratio must be commensurate with the individual's responsibility and authority. The company believes that there is an appropriate balance and has set a limit on variable remuneration in relation to fixed remuneration. All agreements that regulate variable remuneration have been capped to allow such a limit to be applied.

Other variable remuneration was paid to a total of six (eight) employees in the group "other employees." All other variable remuneration earned during 2023 has been or will be paid in cash in 2023 and 2024. There was no guaranteed variable remuneration in 2023 and it is the company's intention to continue to limit this type of remuneration.

Other variable remuneration, excluding variable remuneration under the framework of the LTIP 2023, of KSEK 486 (519) and fixed remuneration of KSEK 28,784 (24,022) was paid in 2023 to employees who are not part of the group "CEO and other senior executives." Other variable remuneration for 2023 represented 1.7 per cent (2.2) of fixed remuneration.

Note 28 Auditors fees and expenses

KSEK	2023	2022
Öhrlings Pricewaterhouse Coopers AB		
Audit assignment	2,033	
Tax advisory services	159	
Other services	1,375	
Mazars SA		
Audit assignment, Swiss branch	577	478
Ernst and Young AB		
Audit assignment		1,970
Tax advisory services		315
Other services		122
Total fees	4,144	2,885

Audit assignment comprises examination of the annual financial statements, accounting records and administration of the Board and CEO, other procedures required to be carried out by the company's auditors and advice or other assistance arising from observations made during the performance of such services.

Note 29 Leases

KSEK	2023	2022
Non-cancellable lease payments		
Within one year	2,560	2,508
Between one and five years	4,444	6,867
Total	7,004	9,375
Expensed lease payments		
Leased premises	2,928	2,342
Cars	1,360	1,292
Machinery and equipment	124	88
Total	4,412	3,722

Note 30 Financial instruments

The table below shows financial instruments measured at fair value, based on their classification in the fair value hierarchy. The different

levels are defined as follows:

- Listed prices (unadjusted) in active markets for identical assets or liabilities (level 1).
- Other observable inputs for assets or liabilities other than listed prices included in level 1 directly (i.e., price quotations) or indirectly (i.e., derived from price quotations) (level 2).
- Inputs for assets or liabilities that are not based on observable market data (i.e., unobservable inputs) (level 3).

Note 1 Accounting policies provides details on the determination of fair value for financial assets and liabilities measured at fair value in the balance sheet.

KSEK	31 Dec 2023			31 Dec 2022		
	Level 1	Level 2	Level 3	Level 1	Level 2	Level 3
Financial assets at fair value						
Bonds and other interest-bearing securities	974,922			738,831		
Listed shares	105,863			91,318		
Total	1,080,785	0	0	830,149	0	0

Classification of assets and liabilities 31 Dec 2023

Assets, KSEK	Amortised cost*	Fair value through profit or loss	Non-financial assets	Carrying amount
Intangible assets			19,478	19,478
Shares and participating interests		105,863		105,863
Other interest-bearing securities		974,922		974,922
Reinsurer's share of technical provisions			5,390	5,390
Receivables, direct insurance and reinsurance	102,199			102,199
Cash and bank balances and other cash equivalents	353,442			353,442
Other assets			3,366	3,366
Prepaid expenses and accrued income		9,882	227,826	237,708
Total assets	455,641	1,090,667	256,060	1,802,368

Liabilities, KSEK	Amortised cost*	Fair value through profit or loss	Non-financial liabilities	Carrying amount
Technical provisions, net of outward reinsurance			640,789	640,789
Liabilities, direct insurance and reinsurance	166,721			166,721
Other liabilities	23,566			23,566
Accrued expenses and deferred income			23,503	23,503
Total liabilities	190,287	0	664,292	854,579

Classification of assets and liabilities 31 Dec 2022

Assets, KSEK	Amortised cost*	Fair value through profit or loss	Non-financial assets	Carrying amount
Intangible assets			16,994	16,994
Shares and participating interests		91,318		91,318
Other interest-bearing securities		738,831		738,831
Reinsurer's share of technical provisions			3,936	3,936
Receivables, direct insurance and reinsurance	83,800			83,800
Property, plant & equipment			914	914
Cash and bank balances and other cash equivalents	603,912			603,912
Other assets			7,977	7,977
Prepaid expenses and accrued income		4,677	235,696	240,373
Total assets	687,712	834,826	265,517	1,788,055

Liabilities, KSEK	Amortised cost*	Fair value through profit or loss	Non-financial liabilities	Carrying amount
Technical provisions, net of outward reinsurance			660,659	660,659
Liabilities, direct insurance and reinsurance	190,150			190,150
Other liabilities	15,662			15,662
Accrued expenses and deferred income			21,990	21,990
Total liabilities	205,812	0	682,649	888,461

* Assets and liabilities are recognised at amortised cost, which is a good approximation of fair value

Note 31 Proposed allocation of profits

The following profit is at the disposal of the Annual General Meeting

KSEK	2023	2022
Translation reserve	-1,387	-615
Retained earnings	265,695	271,435
Net profit for the year	165,363	110,656
Total earnings	429,671	381,476

The Board proposes that the profit of KSEK 429,671 be appropriated so that KSEK 82,838 (SEK 4.50 per share) be allocated to shareholders and KSEK 346,832 be carried forward, of which KSEK -1,387 to the Translation reserve.

Note 32 Significant events after the end of the financial year

On 14 February 2024, Solid Försäkring announced it had signed an agreement with Svensk Bilhandelsförsäkring AB to acquire operations as a purchase of assets and liabilities. Svensk Bilhandelsförsäkring AB is a subsidiary of Assistansbolaget Försäkring Sverige AB, which provides insurance concepts for car warranties in partnerships with well-known car dealerships in Sweden. The final purchase consideration had not been determined when the 2023 Annual Report was signed.

Signatures

The Board of Directors and the CEO certify that the Annual Report has been prepared in accordance with the generally accepted accounting policies and provides a true and fair view of the company's financial position and results, and that the Board of Directors' Report provides a fair review of the company's operations, financial position and results and describes the significant risks and uncertainties faced by the company.

The income statement and balance sheet will be presented for adoption at the Annual General Meeting on 25 April 2024.

Helsingborg, 19 March 2024

Marcus Tillberg
CEO

Lars Nordstrand
Chairman of the Board

Fredrik Carlsson
Board Member

David Nilsson Sträng
Board Member

Marita Odélius
Board Member

Lisen Thulin
Board Member

Our auditor's report was submitted on the date stated on our electronic signature
Öhrlings PricewaterhouseCoopers AB

Catarina Ericsson
Authorised Public
Accountant

Auditor's report

Unofficial translation

To the general meeting of the shareholders of Solid Försäkringsaktiefbolag (publ), corporate identity number 516401-8482

Report on the annual accounts and consolidated accounts

Opinions

We have audited the annual accounts of Solid Försäkringsaktiefbolag (publ) for the year 2023 except for the corporate governance statement and the statutory sustainability report on pages 36-45 and 22-35. The annual accounts of the company are included on pages 12-73 in this document.

In our opinion, the annual accounts have been prepared in accordance with the Annual Accounts Act for Insurance Companies and present fairly, in all material respects, the financial position of Solid Försäkringsaktiefbolag (publ) as of 31 December 2023 and its financial performance and cash flow for the year then ended in accordance with the Annual Accounts Act for Insurance Companies. Our opinions do not cover the corporate governance statement and the statutory sustainability report on pages 36-45 and 22-35. The statutory administration report is consistent with the other parts of the annual accounts.

We therefore recommend that the general meeting of shareholders adopts the income statement and balance sheet for Solid Försäkringsaktiefbolag (publ).

Our opinions in this report on the annual accounts are consistent with the content of the additional report that has been submitted to the parent company's audit committee in accordance with the Audit Regulation (537/2014) Article 11.

Basis for Opinions

We conducted our audit in accordance with International Standards on Auditing (ISA) and generally accepted auditing standards in Sweden. Our responsibilities under those standards are further described in the Auditor's Responsibilities section. We are independent of Solid Försäkringsaktiefbolag (publ) in accordance with professional ethics for accountants in Sweden and have otherwise fulfilled our ethical responsibilities in accordance with these requirements. This includes that, based on the best of our knowledge and belief, no prohibited services referred to in the Audit Regulation (537/2014) Article 5.1 have been provided to the audited company or, where applicable, its parent company or its controlled companies within the EU.

We believe that the audit evidence we have obtained is sufficient and appropriate to provide a basis for our opinions.

Our audit approach

Audit scope

We designed our audit by determining materiality and assessing the risks of material misstatement in the financial statements. In particular, we considered where management made subjective judgements; for example, in respect of significant accounting estimates that involved making assumptions and considering future events that are inherently uncertain. As in all of our audits, we also addressed the risk of management override of internal controls, including among other matters consideration of whether there was evidence of bias that represented a risk of material misstatement due to fraud.

We tailored the scope of our audit in order to perform sufficient work to enable us to provide an opinion on the financial statements as a whole, taking into account the structure of the company, the accounting processes and controls, and the industry in which the company operates.

Materiality

The scope of our audit was influenced by our application of materiality. An audit is designed to obtain reasonable assurance whether the financial statements are free from material misstatement. Misstatements may arise due to fraud or error. They are considered material if individually or in aggregate, they could reasonably be expected to influence the economic decisions of users taken on the basis of the consolidated financial statements.

Based on our professional judgement, we determined certain quantitative thresholds for materiality as a whole. These, together with qualitative considerations, helped us to determine the scope of our audit and the nature, timing and extent of our audit procedures and to evaluate the effect of misstatements, both individually and in aggregate on the financial statements as a whole.

Key audit matters

Key audit matters of the audit are those matters that, in our professional judgment, were of most significance in our audit of the annual accounts and consolidated accounts of the current period. These matters were addressed in the context of our audit of, and in forming our opinion thereon, the annual accounts and consolidated accounts as a whole, but we do not provide a separate opinion on these matters.

Key audit matter	Response in the audit of the key audit matter
<p>Total premiums earned, net of reinsurance</p> <p>Premiums earned, net of reinsurance is a significant summed item in the income statement that consists of premium income, Outward reinsurance premiums and change in provisions for unearned premiums and unexpired risk both for own account and the reinsurer's share.</p> <p>The company has several different partner agreements, all with their specific conditions, which leads to complexity in administration and reporting of premiums.</p> <p>The insurances have different earnings patterns, which leads to a complex calculation regarding the valuation of the provision for unearned premiums and thus also the change in the provision reported in the income statement.</p> <p>Premiums earned, net of reinsurance is considered a particularly significant area in our audit based on its size and complexity in terms of administration and accounting.</p> <p>See note 1 to the annual report - Accounting policies (Premiums earned and Technical provisions), note 2 – Risk disclosures, note 4 – Premiums earned, net of reinsurance and note 13 - Provision for unearned premiums and unexpired risks.</p>	<p>Our audit procedures have included, but are not limited to, the following activities.</p> <p>We have:</p> <ul style="list-style-type: none"> - Evaluated the company's processes and associated controls for accounted premium income received. - Performed data analyzes to assess completeness and accuracy in the company's reporting of premium income. - Performed data analyzes to assess the company's calculation of provision for unearned premium and unexpired risk. - Tested a selection of premiums against insurance contracts. - Reviewed the information presented in the annual report.
<p>Valuation of technical provisions for claims outstanding</p> <p>Valuation of technical provisions claims outstanding requires a significant element of estimates and judgments about the future outcome of the cost of incurred claims. Factors that are taken into account within the framework of the actuarial calculations include settlement time and claims patterns.</p> <p>The business uses accepted actuarial methods for the calculations of provisions for claims outstanding. The provisions refer to a number of different products where the properties of the products affect the calculation models. The balance sheet item provision for claims outstanding is</p>	<p>Our audit procedures have included, but are not limited to, the following activities.</p> <p>We have:</p> <ul style="list-style-type: none"> - Evaluated the company's processes and governance for valuation of technical provisions for claims outstanding. - Assessed the design of controls within the process for calculating provisions for claims outstanding. For example, controls regarding

significant and requires management to make judgments and assumptions, which is why the valuation is a key audit matter in our audit.

See note 1 to the annual report - Accounting policies (Judgements and estimates in the financial statements and Technical provisions), note 2 – Risk disclosures and note 14 - Provision for claims outstanding.

input data, actuarial calculations and accounting of the provision.

- Assessed and challenged actuarial methods, models and underlying assumptions.
- With the help of PwC's actuaries, performed own calculations for a sample of the insurance products.
- Reviewed the information presented in the annual report.

Other matter

The audit of the annual accounts for 2022 was performed by another auditor who submitted an auditor's report dated 20 March 2023, with unmodified opinions in the Report on the annual accounts.

Other Information than the annual accounts and consolidated accounts

This document also contains other information than the annual accounts and is found on pages 2-11, 22-35 and 80-81. The remuneration report that we obtained prior to the date of this auditor's report also constitutes other information. The Board of Directors and the Managing Director are responsible for this other information.

Our opinion on the annual accounts does not cover this other information and we do not express any form of assurance conclusion regarding this other information.

In connection with our audit of the annual accounts, our responsibility is to read the information identified above and consider whether the information is materially inconsistent with the annual accounts. In this procedure we also take into account our knowledge otherwise obtained in the audit and assess whether the information otherwise appears to be materially misstated.

If we, based on the work performed concerning this information, conclude that there is a material misstatement of this other information, we are required to report that fact. We have nothing to report in this regard.

Responsibilities of the Board of Director's and the Managing Director

The Board of Directors and the Managing Director are responsible for the preparation of the annual accounts and that they give a fair presentation in accordance with the Annual Accounts Act for Insurance Companies. The Board of Directors and the Managing Director are also responsible for such internal control as they determine is necessary to enable the preparation of annual accounts that are free from material misstatement, whether due to fraud or error.

In preparing the annual accounts, The Board of Directors and the Managing Director are responsible for the assessment of the company's ability to continue as a going concern. They disclose, as applicable, matters related to going concern and using the going concern basis of accounting. The going concern basis of accounting is however not applied if the Board of Directors and the Managing Director intend to liquidate the company, to cease operations, or has no realistic alternative but to do so.

The Audit Committee shall, without prejudice to the Board of Director's responsibilities and tasks in general, among other things oversee the company's financial reporting process.

Auditor's responsibility

Our objectives are to obtain reasonable assurance about whether the annual accounts as a whole are free from material misstatement, whether due to fraud or error, and to issue an auditor's report that includes our opinions. Reasonable assurance is a high level of assurance, but is not a guarantee that an audit conducted in accordance with ISAs and generally accepted auditing standards in Sweden will always detect a material misstatement when it exists. Misstatements can arise from fraud or error and are considered material if, individually or in the aggregate, they could reasonably be expected to influence the economic decisions of users taken on the basis of these annual accounts and consolidated accounts.

A further description of our responsibility for the audit of the annual accounts and consolidated accounts is available on Revisorsinspektionen's website: www.revisorsinspektionen.se/revisornsansvar. This description is part of the auditor's report.

Report on other legal and regulatory requirements

The auditor's examination of the administration of the company and the proposed appropriations of the company's profit or loss

Opinions

In addition to our audit of the annual accounts, we have also audited the administration of the Board of Director's and the Managing Director of Solid Försäkringsaktiebolag (publ) for the year 2023 and the proposed appropriations of the company's profit or loss.

We recommend to the general meeting of shareholders that the profit be appropriated in accordance with the proposal in the statutory administration report and that the members of the Board of Director's and the Managing Director be discharged from liability for the financial year.

Basis for Opinions

We conducted the audit in accordance with generally accepted auditing standards in Sweden. Our responsibilities under those standards are further described in the Auditor's Responsibilities section. We are independent of Solid Försäkringsaktiebolag (publ) in accordance with professional ethics for accountants in Sweden and have otherwise fulfilled our ethical responsibilities in accordance with these requirements.

We believe that the audit evidence we have obtained is sufficient and appropriate to provide a basis for our opinions.

Responsibilities of the Board of Director's and the Managing Director

The Board of Directors is responsible for the proposal for appropriations of the company's profit or loss. At the proposal of a dividend, this includes an assessment of whether the dividend is justifiable considering the requirements which the company's type of operations, size and risks place on the size of the company's equity, consolidation requirements, liquidity and position in general.

The Board of Directors is responsible for the company's organization and the administration of the company's affairs. This includes among other things continuous assessment of the company's financial situation and ensuring that the company's organization is designed so that the accounting, management of assets and the company's financial affairs otherwise are controlled in a reassuring manner. The Managing Director shall manage the ongoing administration according to the Board of Directors' guidelines and instructions and among other matters take measures that are necessary to fulfill the company's accounting in accordance with law and handle the management of assets in a reassuring manner.

Auditor's responsibility

Our objective concerning the audit of the administration, and thereby our opinion about discharge from liability, is to obtain audit evidence to assess with a reasonable degree of assurance whether any member of the Board of Directors or the Managing Director in any material respect:

- has undertaken any action or been guilty of any omission which can give rise to liability to the company, or
- in any other way has acted in contravention of the Companies Act, the Annual Accounts Act for Insurance Companies or the Articles of Association.

Our objective concerning the audit of the proposed appropriations of the company's profit or loss, and thereby our opinion about this, is to assess with reasonable degree of assurance whether the proposal is in accordance with the Companies Act.

Reasonable assurance is a high level of assurance, but is not a guarantee that an audit conducted in accordance with generally accepted auditing standards in Sweden will always detect actions or omissions that can give rise to liability to the company, or that the proposed appropriations of the company's profit or loss are not in accordance with the Companies Act.

A further description of our responsibility for the audit of the administration is available on Revisorsinspektionen's website: www.revisorsinspektionen.se/revisornsansvar. This description is part of the auditor's report.



The auditor's examination of the ESEF report

Opinion

In addition to our audit of the annual accounts, we have also examined that the Board of Directors and the Managing Director have prepared the annual accounts in a format that enables uniform electronic reporting (the Esef report) pursuant to Chapter 16, Section 4(a) of the Swedish Securities Market Act (2007:528) for Solid Försäkringsaktiebolag (publ) for the financial year 2023.

Our examination and our opinion relate only to the statutory requirements.

In our opinion, the Esef report has been prepared in a format that, in all material respects, enables uniform electronic reporting.

Basis for Opinion

We have performed the examination in accordance with FAR's recommendation RevR 18 Examination of the Esef report. Our responsibility under this recommendation is described in more detail in the Auditors' responsibility section. We are independent of Solid Försäkringsaktiebolag (publ) in accordance with professional ethics for accountants in Sweden and have otherwise fulfilled our ethical responsibilities in accordance with these requirements.

We believe that the evidence we have obtained is sufficient and appropriate to provide a basis for our opinion.

Responsibilities of the Board of Director's and the Managing Director

The Board of Directors and the Managing Director are responsible for the preparation of Esef report in accordance with the Chapter 16, Section 4(a) of the Swedish Securities Market Act (2007:528), and for such internal control that the Board of Directors and the Managing Director determine is necessary to prepare the Esef report without material misstatements, whether due to fraud or error.

Auditor's responsibility

Our responsibility is to obtain reasonable assurance whether the Esef report is in all material respects prepared in a format that meets the requirements of Chapter 16, Section 4(a) of the Swedish Securities Market Act (2007:528), based on the procedures performed.

RevR 18 requires us to plan and execute procedures to achieve reasonable assurance that the Esef report is prepared in a format that meets these requirements.

Reasonable assurance is a high level of assurance, but it is not a guarantee that an engagement carried out according to RevR 18 and generally accepted auditing standards in Sweden will always detect a material misstatement when it exists. Misstatements can arise from fraud or error and are considered material if, individually or in aggregate, they could reasonably be expected to influence the economic decisions of users taken on the basis of the ESEF report.

The firm applies International Standard on Quality Management 1, which requires the firm to design, implement and operate a system of quality management including policies or procedures regarding compliance with ethical requirements, professional standards and applicable legal and regulatory requirements.

The examination involves obtaining evidence, through various procedures, that the Esef report has been prepared in a format that enables uniform electronic reporting of the annual accounts. The procedures selected depend on the auditor's judgment, including the assessment of the risks of material misstatement in the report, whether due to fraud or error. In carrying out this risk assessment, and in order to design audit procedures that are appropriate in the circumstances, the auditor considers those elements of internal control that are relevant to the preparation of the Esef report by the Board of Directors and the Managing Director, but not for the purpose of expressing an opinion on the effectiveness of those internal controls. The examination also includes an evaluation of the appropriateness and reasonableness of assumptions made by the Board of Directors and the Managing Director.

The procedures mainly include a validation that the Esef report has been prepared in a valid XHTML format and a reconciliation of the Esef report with the audited annual accounts.



The auditor's examination of the corporate governance statement

The Board of Directors is responsible for that the corporate governance statement on pages 36-45 has been prepared in accordance with the Annual Accounts Act.

Our examination of the corporate governance statement is conducted in accordance with FAR's auditing standard RevR 16 The auditor's examination of the corporate governance statement. This means that our examination of the corporate governance statement is different and substantially less in scope than an audit conducted in accordance with International Standards on Auditing and generally accepted auditing standards in Sweden. We believe that the examination has provided us with sufficient basis for our opinions.

A corporate governance statement has been prepared. Disclosures in accordance with chapter 6 section 6 the second paragraph points 2-6 of the Annual Accounts Act and chapter 7 section 31 the second paragraph the same law are consistent with the other parts of the annual accounts and are in accordance with the Annual Accounts Act for Insurance Companies.

Auditor's report on the statutory sustainability report

It is the board of directors who is responsible for the statutory sustainability report on pages 22-35 and that it has been prepared in accordance with the Annual Accounts Act.

Our examination has been conducted in accordance with FAR's auditing standard RevR 12 The auditor's opinion regarding the statutory sustainability report. This means that our examination of the statutory sustainability report is substantially different and less in scope than an audit conducted in accordance with International Standards on Auditing and generally accepted auditing standards in Sweden. We believe that the examination has provided us with sufficient basis for our opinion.

A statutory sustainability report has been prepared.

Öhrlings PricewaterhouseCoopers AB, 113 97 Stockholm, was appointed auditor of Solid Försäkringsaktiebolag (publ) by the general meeting of the shareholders on the 26 April 2023 and has been the company's auditor since the 26 April 2023.

Stockholm, 19 March 2024

Öhrlings PricewaterhouseCoopers AB

Catarina Ericsson
Authorized Public Accountant

GRI content index

Statement on use Solid Försäkring has report the information stipulated in this GRI context index for 1 January 2023–31 December 2023 with reference to the GRI standards.

GRI 1 is used GRI 1: Foundation 2021

GRI Standard	Disclosure	Place	Comments
GRI 2: General Disclosures 2021	2-1 Organizational details	Board of Directors' Report p. 12-21	
	2-2 Entities included in the organisation's sustainability reporting	Landskronavägen 23, Helsingborg, Sweden Muninsvei 1, Rykkin, Norway	
	2-3 Reporting period, frequency and contact point	January–December 2023 Annually Head of HR & Sustainability kristina.bagge@solidab.se	
	2-4 Restatements of information		There are no restatements of information in the report
	2-5 External assurance	Auditor's report, p. 74-79	
	2-6 Activities, value chain and other business relationships	p. 26, 27, 31 and Corporate governance report p. 36-45	
	2-7 Employees	p. 32	
	2-8 Workers who are not employees	p. 32	
	2-9 Governance structure and composition	p. 34-35, Corporate governance report p. 36-45	
	2-10 Nomination and selection of the highest governance body	Corporate governance report, p. 36-45	
	2-11 Chair of the highest governance body	Corporate governance report, p. 36-45	
	2-12 Role of the highest governance body in overseeing the management of impacts	Corporate governance report, p. 36-45	
	2-13 Delegation of responsibility for managing impacts	Corporate governance report, p. 36-45	
	2-14 Role of the highest governance body in sustainability reporting	p. 32, Corporate governance report p. 36-45	
	2-15 Conflicts of interest	Corporate governance report, p. 36-45	
	2-16 Communication of critical concerns	Corporate governance report, p. 36-45	
	2-17 Collective knowledge of the highest governance body	Corporate governance report, p. 36-45	
	2-18 Evaluation of the performance of the highest governance body	Corporate governance report, p. 36-45, auditor's report p. 74-79	
	2-19 Remuneration policies	p. 17 31, 35, 69	
	2-20 Process to determine remuneration	p. 17 31, 35, 69	
	2-21 Annual total compensation ratio		Reported in the Remuneration Report published on https://corporate.solidab.se
	2-22 Statement on sustainable development strategy	p. 23	
	2-23 Policy commitments	p. 35	
	2-24 Embedding policy commitments	p. 35	
	2-25 Processes to remediate negative impacts	p. 28, 29, 31 and Corporate governance report p. 36-45	
	2-26 Mechanisms for seeking advice and raising concerns	p. 28, 29, 31 and Corporate governance report p. 36-45	
	2-27 Compliance with laws and regulations	p. 26	
	2-28 Membership associations	p. 23	Examples of other memberships: Insurance Sweden, Chamber of Commerce and Industry of Southern Sweden
	2-29 Approach to stakeholder engagement	p. 33	
	2-30 Collective bargaining agreements	p. 32	

GRI Standard	Disclosure	Place	Comments
GRI 3: Material Topics 2021	3-1 Process to determine material topics	p. 22	
	3-2 List of material topics	p. 22	
	3-3 Management of material topics	Sustainability Report, p. 22-35	
GRI 201: Economic Performance 2016	201-2 Financial implications and other risks and opportunities due to climate change	p. 28-29	
	201-3 Defined benefit plan obligations and other retirement plans	p. 18, 22, 35, 40, 53, 68, 69	
GRI 205: Anti-corruption 2016	205-1 Operations assessed for risks related to corruption	p. 34	
	205-2 Communication and training about anti-corruption policies and procedures	p. 26, 27, 35	
	205-3 Confirmed incidents of corruption and actions taken	p. 27	
GRI 301: Material 2016	301-1 Materials used by weight or volume	p. 29	
	301-3 Reclaimed products and their packaging materials	p. 29	
GRI 302: Energy 2016	302-1 Energy consumption within the organisation	p. 29	
GRI 305: Emissions 2016	305-1 Direct (Scope 1) GHG emissions	p. 29	
	305-2 Energy indirect (Scope 2) GHG emissions	p. 29	
	305-3 Other indirect (Scope 3) GHG emissions	p. 29	
GRI 306: Waste 2020	306-3 Waste generated	p. 29	
GRI 308: Supplier Environmental Assessment 2016	308-2 Negative environmental impacts in the supply chain and actions taken	p. 25, 26, 27	
GRI 401: Employment 2016	401-1 New employee hires and employee turnover	p. 32	
GRI 402: Labour/Management	402-1 Minimum notice periods regarding operational changes	p. 32 and applicable legislation and collective agreements	
GRI 403: Occupational Health and Safety 2018	403-1 Occupational health and safety management system	p. 30 and applicable legislation	
	403-2 Hazard identification, risk assessment, and incident investigation	p. 30 and applicable legislation	
	403-3 Occupational health services	p. 30	
	403-4 Worker participation, consultation, and communication on occupational health and safety	p. 30, 32 and applicable legislation and collective agreements	
	403-5 Worker training on occupational health and safety	p. 25 28, 30, 31	
	403-6 Promotion of worker health	p. 28, 30, 31	
GRI 404: Training and Education 2016	403-8 Workers covered by an occupational health and safety management system	All	
	403-9 Work-related injuries	p. 32	
	404-1 Average hours of training per year per employee	p. 27	Not reported in hours but in mandatory training courses
GRI 405: Diversity and Equal Opportunity 2016	404-2 Programs for upgrading employee skills and transition assistance programs	p. 25, 32	Employees are supported ahead of any changes through employee reviews, coaching and training
	404-3 Percentage of employees receiving regular performance and career development reviews	p. 32	
	405-1 Diversity of governance bodies and employees	p. 32	
GRI 405: Diversity and Equal Opportunity 2016	405-2 Ratio of basic salary and remuneration of women to men	p. 31	
	406-1 Incidents of discrimination and corrective actions taken	p. 27	Falls under whistleblower function, no cases reported in 2023
GRI 406: Non-discrimination 2016	413-1 Operations with local community engagement, impact assessments, and development programs	p. 32	

ABOUT SOLID FÖRSÄKRING

Solid Försäkring is a non-life insurance company founded in 1993. Solid Försäkring focuses on niche insurance, with the Nordic region as its core market. The non-life insurance operations are divided into three segments: Product, Personal Safety and Assistance.

Solid Försäkring has a large customer base of private customers in the Nordic region, which are primarily sourced through partnerships with leading retail chains within several different industries and banks, credit market companies and other financial institutions, travel agencies, car dealerships and car repair shops.

Solid Försäkringsaktiebolag shares are listed on Nasdaq Stockholm.

