

Interim Report Q3 2024

railcare

Railcare Group AB (publ)
Corp. ID No.: 556730-7813

Railcare has acquired 40 percent of the shares in new locomotive leasing start-up AC Finance AB, and will lease a total of nine brand new Effishunter locomotives from the company. These will be used in the contingency assignment on behalf of The Swedish Transport Agency, but also under other assignments in the transport operations. The first locomotives have now been delivered to Sweden.



INTERIM REPORT JANUARY-SEPTEMBER 2024

Net sales remain high, while margin decreases

THIRD QUARTER

- Consolidated net sales increased by 6.2 percent to SEK 169.1 million (159.2).
- Operating profit (EBIT) decreased to SEK 19.0 million (26.8).
- Earnings per share before and after dilution amounted to SEK 0.51 (0.78).

FIRST NINE MONTHS OF THE YEAR

- Consolidated net sales increased by 15.3 percent to SEK 478.3 million (414.9).
- Operating profit (EBIT) decreased to SEK 48.6 million (54.8).
- Earnings per share before and after dilution amounted to SEK 1.29 (1.56).

SIGNIFICANT EVENTS IN THE THIRD QUARTER

- Railcare signed an agreement relating to the acquisition of 40 percent of the shares in new locomotive leasing start-up AC Finance AB.
- Railcare strengthens Group management - recruits new CFO and HR Director.

SIGNIFICANT EVENTS AFTER THE THIRD QUARTER

- Railcare signs 5-year agreement with LKAB Malmtrafik.
- Johan Elveros has been appointed as new CFO of Railcare Group AB. He will take up the position of CFO and join Group management in January 2025.

FINANCIAL SUMMARY

Group, SEK m	Jul-Sep 2024	Jul-Sep 2023	Jan-Sep 2024	Jan-Sep 2023	Rolling 12 months	Full-year 2023
Net sales	169.1	159.2	478.3	414.9	627.6	564.2
Operating profit/loss (EBIT)	19.0	26.8	48.6	54.8	61.8	67.9
Operating margin, %	11.2	16.8	10.2	13.2	9.8	12.0
Profit for the period	12.3	18.9	31.2	37.6	37.3	43.6
Equity/assets ratio, %	40.1	42.8	40.1	42.8	40.1	42.6
Earnings per share before and after dilution, SEK	0.51	0.78	1.29	1.56	1.54	1.81

CEO comments

Net sales in the third quarter were SEK 169.1 million (159.2) and operating profit was SEK 19.0 million (26.7). This corresponds to an operating margin of 11.2 percent.

We delivered a stable third quarter with high sales and sustained growth. Our growth journey means that we are already growing the organisation to meet the demands of tomorrow, which initially generates increased costs and lower margins. Some of the agreements we signed during the year have not yet started, and will generate increased volumes and higher margins over time.

Contracting Sweden continued to generate high volumes in the third quarter, and demand for our services is generally higher than in recent years. Increased government initiatives aimed at Sweden's railways also sharpens the focus on more efficient maintenance, where Railcare is at the leading edge both in terms of machines and methods. Increased demand for our services is a step towards reducing the maintenance deficit on Sweden's railways.

In the transport operations, scheduled assignments on behalf of LKAB, Kaunis Iron and The Swedish Transport Administration's clearance locomotives were carried out as planned. Contracting transport volumes in connection with track replacements were up on the previous quarter. The locomotive workshop in Långsele continued to experience high volumes, although sales and profit were negatively affected by no major deliveries taking place in the period, and because profit recognition for ongoing projects was adjusted down in the quarter.

In the period, we continued to test the next generation MPV (Multi Purpose Vehicle) with excellent results. The MPV is mainly operated by power from the over-



“Our growth journey means that we are already growing the organisation to meet the demands of tomorrow, which initially generates increased costs and lower margins.”

head line, and then relies on battery charge for stretches where there is no overhead line. This shows that our machines not only contribute to efficient maintenance, but also drive development of the track-bound machinery of tomorrow.

Delivery of first Effishunter locomotives

The first Effishunter locomotives have now been delivered to Sweden. This means that we are ready for the extended clearance locomotive assignment due to start on 1 January 2025. The new locomotives enjoy improved environmental performance and are adapted for the new ERTMS signalling system.

5-year agreement signed with LKAB Malmtrafik

In mid-October, Railcare signed a 5-year agreement with LKAB Malmtrafik worth a total of approximately SEK 350 million. In recent years, the assignments on behalf of LKAB have spanned between six and twelve months. The fact that we now received a long-term vote of confidence demonstrates that LKAB are very satisfied with our execution and high delivery reliability. The agreement includes an option to extend the contract for a further three years, corresponding to an order value of SEK 210 million. Even without the additional option, the new contract is Railcare's third largest ever after the

“In recent years, the assignments on behalf of LKAB have spanned between six and twelve months. The fact that we now received a long-term vote of confidence demonstrates that LKAB are very satisfied with our execution and high delivery reliability.”

agreements with Kaunis Iron and the Swedish Transport Agency's contingency assignment.

Record investments in infrastructure

The Swedish government has decided on a new infrastructure bill involving historically large investments. A total of SEK 1,171 billion will be invested in the period 2026-2037. The starting point is that Sweden's roads and railways maintenance must be improved, while investment in new infrastructure is also needed. “Efficient infrastructure is critical for Sweden to operate and for growth to increase,” commented Infrastructure Minister Andreas Carlsson. In October, the Swedish Railway Reform program (Omtag Svensk Järnväg) also presented the report Clear Track for Increased Growth (Klart spår för ökad tillväxt) outlining the challenges faced by Sweden's railways. It is clear that Sweden has the resources for removing the current obstacles to railway expansion, which are caused by neglected maintenance, and for creating the right conditions for Swedish business and associated future growth by ensuring efficient transport.

For Railcare's part, this will hopefully lead to increased demand for the services we offer. This mainly relates to the preparatory work we carry out in the contract-

ing operations: cable laying, and reballasting switches, bridges and railway yards ahead of major track renovations. But our hope is that the focus on drainage will also increase. Here, the Lining operations' offering includes inspection and relining of railway culverts. When extreme weather occurs more frequently, drainage becomes an important function for ensuring the robustness of the railways.

Johan Elveros new CFO

We are delighted to welcome Johan Elveros to Railcare. With his solid experience of financial control he will play a key role as interest from the market increases and on our continued growth journey. The organisation we are now building, alongside our committed employees and increased demand for our services, means that I eagerly look forward to the near future.

Mattias Remahl

CEO

Financial summary - Group

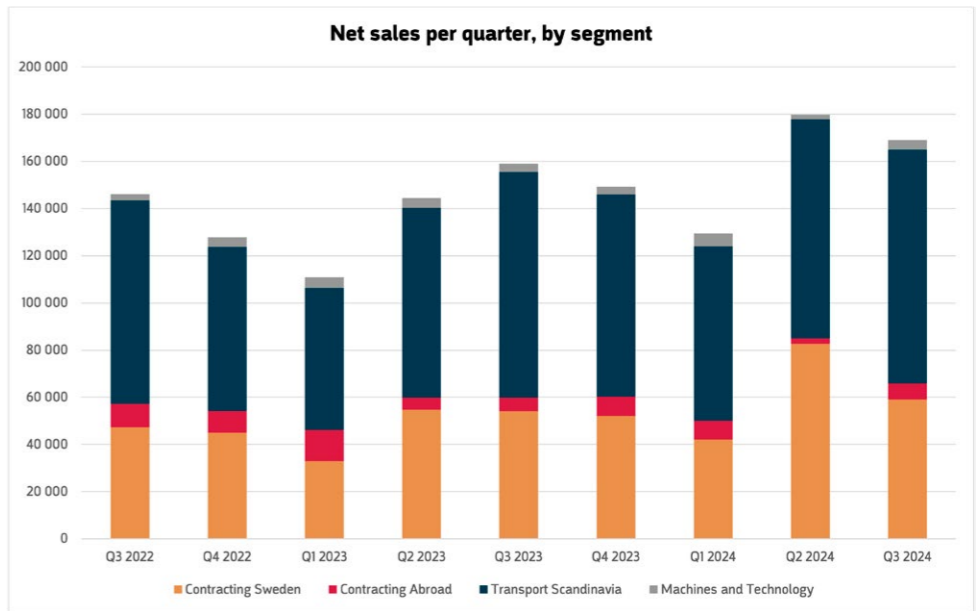
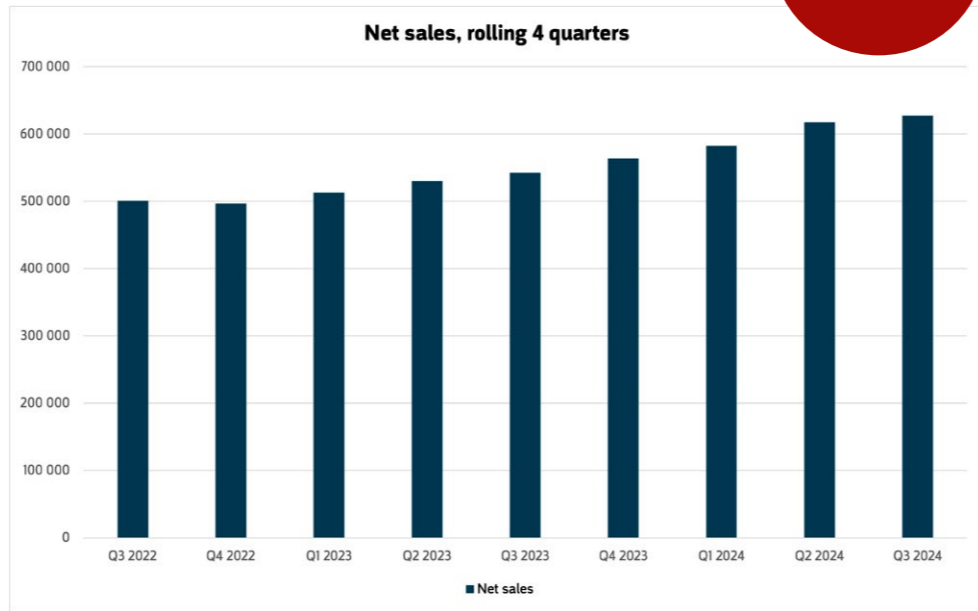
NET SALES

Net sales for the third quarter 2024 increased by 6.2 percent to SEK 169.1 million (159.2) compared to the corresponding quarter last year. All segments contributed to the increased net sales, although in volume terms Contracting Sweden and Transport Scandinavia increased most. It was pleasing to see that Contracting Abroad’s quarterly sales increased compared to earlier periods.

Contracting Sweden’s and Transport Scandinavia’s increased sales were the result of continued high capacity utilisation and demand, and there were no major specific events in the quarter.

Net sales in the first nine months of 2024 increased by 15.3 percent to SEK 478.3 million (414.9), compared to the corresponding period in the previous year. Contracting Sweden and Transport Scandinavia generated increased sales, while the segments Contracting Abroad and Machines and Technology saw decreased sales compared to the previous year. For Contracting Sweden, a large proportion of the increase was derived from a major reballasting project in the second quarter of the year.

Target
 Net sales 2027:
SEK 1,000 m



OPERATING EXPENSES

Operating expenses for the third quarter 2024 increased by 14.8 percent compared to the corresponding quarter last year. This mainly related to volume-related cost increases, such as for leased locomotives, personnel and subcontractors.

Operating expenses increased by 19.2 percent for the first nine months of 2024 compared to the corresponding period last year. The increased operating expenses were mainly due to higher volumes, and to new recruitment to satisfy growing demand for the Group's services.

OPERATING PROFIT

Operating profit (EBIT) for the third quarter 2024 decreased in year-on-year terms, amounting to SEK 19.0 million (26.7). The third quarter 2023 was the Group's strongest ever, with the locomotive workshop in Långsele, for example, delivering several major projects. Capacity utilisation relating to other projects in the locomotive workshop remains high.

Operating margin decreased to 11.2 percent against 16.8 percent in the corresponding quarter of the previous year. The lower operating margin was mainly attributa-

ble to Transport Scandinavia and the locomotive workshop which had other types of assignment this year.

In the first nine months of 2024, operating profit (EBIT) decreased to SEK 48.6 million (54.8). Operating margin decreased to 10.2 percent against 13.2 percent in the corresponding period of the previous year. The lower operating margin was partly attributable to other types of project in the locomotive workshop, and in part to low volumes in the foreign operations.

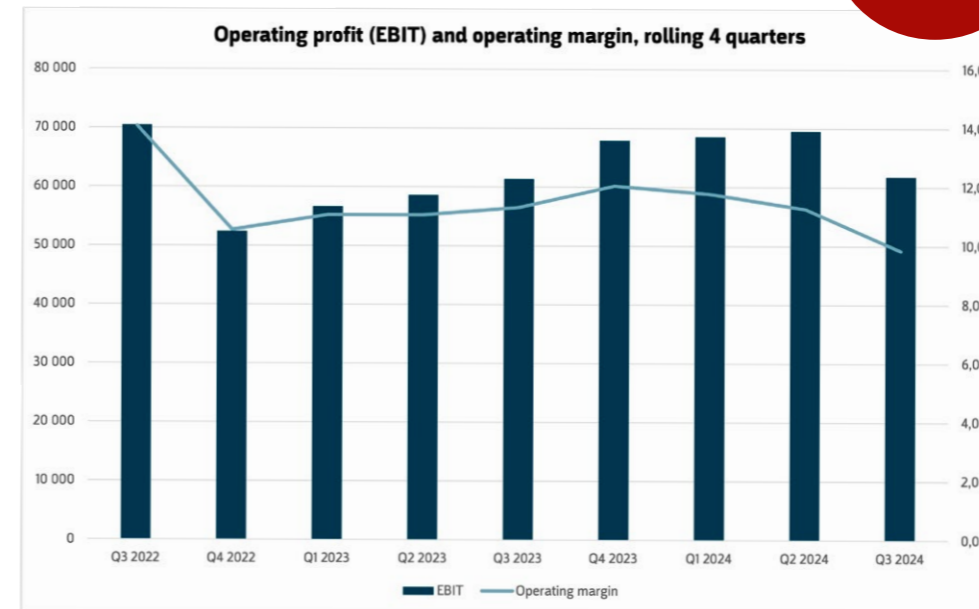
PROFIT FOR THE PERIOD

Profit for the third quarter of 2024 totalled SEK 12.3 million (18.9).

In the first nine months of 2024, net profit for the period amounted to SEK 31.2 million (37.6). Interest expenses were marginally higher compared to the previous year, albeit largely unchanged.

CASH FLOW

Cash flow for the third quarter of the year was SEK 31.0 million (-14.9). Cash flow from operating activities amounted to SEK 34.1 million (6.6), primarily affected by an inflow from current receivables in the quarter.



Borrowing related to completed investments was SEK 24.1 million (0). The review of Group financing remains underway, for example by raising borrowing for some earlier investments financed by own funds, and by reviewing amortization periods. In the quarter, investments amounted to SEK 15.7 million (16.9) and largely related to the continued development of the new generation MPV using pantographs, and adaptations to the railway yard in the Skelleftehamn workshop.

Cash flow for the first nine months of the year was SEK 1.0 million (-29.9). The increased cash flow was mainly the result of improvements to the financing structure of the Group's investments.

EQUITY/ASSET RATIO

At the end of the period, the equity/assets ratio was 40.1 percent, compared to 42.8 percent on 30 September 2024.

In September, Railcare participated in leading railway trade fair Innotrans in Berlin. The fair is held every two years with more than 2,900 exhibitors and close to 140,000 visitors. This was a very successful fair, with many meetings with existing and potential customers, suppliers and collaboration partners.



Financial summary - Contracting Sweden

Railcare's contracting operations in Sweden carry out maintenance contracts on the railways, using proprietary staff and machinery. With the help of vacuum technology in our Railvac machines, and with the Ballast Feeder System, various types of track maintenance is performed, such as cable relocation, cable laying, reballasting and snow clearing. The same technology is now available in Railcare's 100% battery-powered MPVs (Multi Purpose Vehicle).

Another part of the contracting business specialises in culvert renovations beneath railways and roads and at industrial sites, as well as permit inspections of culverts. Relining, as it is called, is performed using fibreglass lining that is UV-cured. An environmentally friendly technology that can be used on culverts regardless of shape. The relining is carried out without disrupting rail traffic.

Net sales in the Contracting Sweden segment in the third quarter of 2024 amounted to SEK 64.0 million (57.8), an increase of 10.7 percent on the corresponding period in the previous year. Profit after financial items decreased compared with the preceding year and amounted to SEK 5.1 million (5.7).

The sales increase in the third quarter was mainly due to the completion of more maintenance assignments. We generally experience increased demand for our services compared to recent years. In overall terms, the Lining operations' volumes remained on a par with the corresponding quarter of the previous year, although an increased proportion of ground work had a negative impact on margins in the third quarter of this year.

At the beginning of October, the government presented a bill that included historically large initiatives aimed at Sweden's transport infrastructure. The economic framework totals SEK 1,171 billion in the period 2026–2037. The starting point of the bill is that Sweden's road and railway maintenance must be improved, while investment in new infrastructure is also needed.

The segments' net sales also include intra-Group sales between segments. See Note 3 for sales between segments.



Key performance indicators – Contracting Sweden

SEK 000	Jul-Sep 2024	Jul-Sep 2023	Change, %	Jan-Sep 2024	Jan-Sep 2023	Change, %
Net sales	63,960	57,786	10.7	199,435	157,392	26.7
Profit/loss after financial items	5,110	5,677	-10.0	14,202	11,984	18.5
Net margin, %	8.0	9.8	-1.8	7.1	7.6	-0.5

Financial summary - Contracting Abroad

Railcare also provides services using vacuum technology outside Sweden. This segment is currently operated from the UK, where railway maintenance largely involves reballasting beneath tracks and switches. Proprietary Railvac machines and specially-adapted Ballast Feeder UK machines are used for these assignments.

The machines that are adapted for the UK can also be used in other countries, which means that the market potential for these machines is extensive.

Net sales in Contracting Abroad increased by 17.9 percent in the third quarter year-on-year, amounting to SEK 6.7 million (5.7). Profit/loss after financial items improved to SEK -0.9 million (-1.5).

It was pleasing that quarterly volumes increased in year-on-year terms, although volumes remain comparatively low in recent years and vary significantly between individual months. Railcare's focus remains on selling productive machines that allow the customer Network Rail to optimize its maintenance operations and get the most for its money.

The third quarter was in line with the second quarter of control period 7 (CP7). As previously communicated, funds have been allocated to CP7 in line with the previous period in terms of GBP, but given the high level of inflation in recent years, in practice this means that less maintenance will be carried out on UK railways.

The segments' net sales also include intra-Group sales between segments. See Note 3 for sales between segments.



Key performance indicators – Contracting Abroad

SEK 000	Jul-Sep 2024	Jul-Sep 2023	Change, %	Jan-Sep 2024	Jan-Sep 2023	Change, %
Net sales	6,719	5,700	17.9	17,659	24,022	-26.5
Profit/loss after financial items	-895	-1,460	38.7	-4,254	-847	-402.2
Net margin, %	-13.3	-25.6	12.3	-24.1	-3.5	-20.6

Financial summary - Transport Scandinavia

In the transport business, Railcare offers railway transport using proprietary locomotives, wagons and staff. The company provides freight, contracting and specialist transport, with transportation licenses in Sweden and Norway.

In connection with major maintenance contracts, Railcare operates transport of sleepers and macadam, and the track replacement train. Railcare transports ore on behalf of the mining industry using round trips. Furthermore, Railcare provides locomotives for the Swedish Transport Administration that can be used at short notice for vehicle recovery and, in exceptional cases, evacuation.

Within this segment, Railcare also offers workshop services for railway vehicles, such as extending the service life of rolling stock, reviews, repairs and regular maintenance. The locomotive workshop has been certified as a unit responsible for maintenance (ECM) for railway vehicles.

Net sales in the Transport Scandinavia segment increased by 3.3 percent in the third quarter of 2024 year-on-year, amounting to SEK 100.7 million (97.5). Profit after financial items decreased to SEK 11.6 million (18.0).

The increased net sales were due to higher transport volumes, while volumes in the locomotive workshop were simultaneously down on the previous year. The fixed assignments on behalf of LKAB, Kaunis Iron and The Swedish Transport Administration's clearance locomotives were completed as planned. In addition to these assignments, we saw positive contracting transport volumes in connection with track replacements.

Lower net sales in the locomotive workshop were due to some major projects being recognized for profit in the third quarter last year, which contributed to high sales and strong margins. No similar projects were completed this year and in addition, a concluded insurance claim negatively affected profit by SEK 1.2 million. This year, no similar projects were completed while a concluded insurance claim simultaneously negatively affected profit by SEK 1.2 million. Project volumes remain high, and demand for the locomotive workshop's services also remains high.

The segments' net sales also include intra-Group sales between segments. See Note 3 for sales between segments.



Key performance indicators – Transport Scandinavia

SEK 000	Jul-Sep 2024	Jul-Sep 2023	Change, %	Jan-Sep 2024	Jan-Sep 2023	Change, %
Net sales	100,721	97,472	3.3	278,758	248,289	12.3
Profit/loss after financial items	11,622	17,962	-35.3	31,558	33,286	-5.2
Net margin, %	11.5	18.4	-6.9	11.3	13.4	-2.1

Financial summary - Machines and Technology

In this segment Railcare constructs, builds, develops and sells maintenance machinery using vacuum technology for railways. The latest machine the company has developed is the battery-powered Multi Purpose Vehicle (MPV), the world's first and largest battery-powered maintenance machine of its kind.

Other machines that Railcare has developed are: Railvac: vacuum technology enables maintenance work that does not damage the infrastructure. Ballast Feeder System: handles large volumes during reballasting and refilling. Snow machines: shovel and melt the snow into water directly in large tanks. The machines operation also develops existing machines and vehicles. This may include new technology and new operational methods, as well as service and maintenance. The machinery is exported to countries where Railcare does not carry out its own contracting work.

Net sales in the Machines and Technology segment amounted to SEK 17.0 million (24.1). Profit/loss after financial items decreased year-on-year and amounted to SEK -0.2 million (0.6).

The decrease mainly related to income from internal leasing of machines, due to a change in intra-Group arrangements. There were no extensive external machine sales in the quarter.

The new generation MPV has now been completed and temporary approval has been obtained from the Swedish Transport Agency. The machine was tested in live conditions for the first time in mid-October, when it carried out cable laying on the Uppsala-Sala line. The test was concluded very successfully and the machine was charged with a pantograph from the overhead line.



Key performance indicators – Machines and Technology

SEK 000	Jul-Sep 2024	Jul-Sep 2023	Change, %	Jan-Sep 2024	Jan-Sep 2023	Change, %
Net sales	17,041	24,094	-29.3	53,466	60,321	-11.4
Profit/loss after financial items	-181	611	-129.7	-796	3,005	-126.5
Net margin, %	-1.1	2.5	-3.6	-1.5	5.0	-6.5

The segments' net sales also include intra-Group sales between segments. See Note 3 for sales between segments.

Shares

Railcare Group AB's share has been listed since 2007 and was included on Nasdaq Stockholm's Small Cap list in 2018 under the ticker "RAIL", ISIN code SE0010441139.

SHARE CAPITAL AND CAPITAL STRUCTURE

The share capital amounted to approximately SEK 9.9 million and the quotient value was SEK 0.41 per share as of 30 September 2024. Each share carries one vote at the Annual General Meeting.

More information about the development of share capital can be found at www.railcare.se.

SHAREHOLDERS

As of 30 September 2024, Railcare Group AB had 5,140 shareholders. The ten largest shareholders represented 55 percent of the total shareholding. The largest shareholder was Nornan Invest AB with a holding representing 29.5 percent of the company's share capital.

Distribution by size category

Holding	Number of shareholders	No. of shares	% of votes and capital
1-500	3,433	476,445	1.97
501-1,000	657	526,033	2.18
1,001-5,000	803	1,832,742	7.60
5,001-10,000	115	874,326	3.62
10,001-15,000	33	412,487	1.71
15,001-20,000	18	316,220	1.31
20,001-	81	19,685,914	81.60
Total	5,140	24,124,167	100.0

Shareholder structure

Ten largest shareholders	No. of shares	Proportion of share capital and votes (%)
30 September 2024		
Nornan Invest i Skellefteå AB	7,121,395	29.52
Treac AB	2,390,000	9.91
Bernt Larsson	750,987	3.11
Avanza Pension	730,608	3.03
Canaccord Genuity Wealth Management	599,906	2.49
Mikael Gunnarsson	504,048	2.09
Nordnet Pensionsförsäkring	388,702	1.61
Torsten Germund Dahlquist	280,550	1.16
Per Åke Nilsson	260,000	1.08
Harry Markku Sjöblom	255,000	1.06
Ten largest shareholders	13,281,196	55.05
Other shareholders	10,842,971	45.95
Total	24,124,167	100.0

Source: Modular Finance AB. Compiled and processed data sourced from Euroclear, Morningstar and the Swedish Financial Supervisory Authority. (Railcare has changed its provider of shareholder data which means that nominee accounts are not specified in shareholder structure.)

5,140
 Number of shareholders
 in Railcare Group AB
 as of 30 September 2024

Other information

EMPLOYEES

As of 30 September 2024, the Railcare Group had 187 employees, compared to 170 on 30 September 2023. This represents an increase of 17 employees. The organisation has mainly been strengthened in Transport Scandinavia and in Machines and Technology, in order to satisfy growing demand.

PARENT COMPANY

Railcare Group AB (publ), Corp. ID no. 556730-7813 is a Parent Company registered in Sweden with its registered office in Skellefteå. Railcare Group AB is listed on Nasdaq Stockholm Small Cap under the ticker RAIL.

Parent Company net sales for the third quarter of 2024 amounted to SEK 11.9 million (12.7) and consisted mainly of Group-wide services. Operating profit amounted to SEK 0.4 million (1.2).

TARGETS

Financial targets

- Net sales SEK 1,000 million
- Operating margin 13 percent

Railcare's updated financial targets are net sales of SEK 1,000 million by 2027 and an operating margin of over 13 percent.

Sustainability

- Reduce fossil fuel emissions from proprietary locomotives and machinery by 40 percent by 2025.

Railcare has set clear goals as part of its ongoing sustainability work. Railcare has concluded that the biggest difference can be achieved by reducing fossil fuel emissions from fuel used in the contracting and transport operations.

DIVIDEND

The company's dividend policy is to distribute 30-40 percent of profit after tax while maintaining an equity/assets ratio of 25 percent after dividends. The 2024 Annual General Meeting approved a dividend of SEK 0.70 (0.60) per share, totalling SEK 16,886,917 (14,474,500), for the 2023 financial year.

SIGNIFICANT RISKS AND UNCERTAINTIES

A description of significant risks and uncertainties can be found in Railcare's Annual Report for 2023, which can be downloaded at www.railcare.se. There have been no material changes to significant risks and uncertainties since the publication of the Annual Report.

EVENTS AFTER THE END OF THE PERIOD

LKAB Malmtrafik signed a 5-year agreement with Railcare relating to raw materials transports in the period 2025-2029. The agreement is worth an estimated SEK 70 million annually, totalling SEK 350 million. The agreement also includes the option for LKAB to extend the agreement for a further three years with a potential value of SEK 210 million. In the event of a change in the transport requirement, LKAB can, with some advance warning, terminate or reduce the scope of the assignment.

Johan Elveros has been appointed as new CFO of Railcare Group AB. Johan joins Railcare from the Boliden Group, where he served as Department Manager of Mines Controlling. Johan has held range of senior positions with Boliden over the past 16 years, including acting CFO of the mine in Aitik, Department Manager, and Controller. He will take up the position of CFO and join Group management in January 2025. More information can be found at www.railcare.se.

TRANSACTIONS WITH RELATED PARTIES

Railcare Group AB acquired 4,000 shares, corresponding to 40 percent of the shares in the locomotive leasing company AC Finance AB, for SEK 400,000. Of these 4,000 shares, 3,667 shares were acquired for SEK

366,700 from Nornan Invest AB, which holds 29.52 percent of the shares in Railcare Group AB. The other shareholders in AC Finance AB are Nornan Invest AB and Actinvest AB, which own 30 percent each of AC Finance AB.

In connection with the acquisition, Railcare entered a loan agreement alongside the other shareholders in AC Finance AB to provide lending from the owners totalling up to SEK 20,000,000. In connection with the acquisition, Railcare also entered a rental agreement relating to 9 locomotives from AC Finance over a period of 5 years. More information about the material terms and conditions of these agreements can be found in the Notice convening the EGM. The transfer of the shares took place during the third quarter 2024. The payment was made at the start of the fourth quarter 2024.

Transactions with closely related parties are described in the Annual Report 2023. In addition to the changes outlined above, and the fact that Ulf Marklund is no longer a closely related party of the Group as he is no longer a Board member, no material changes have occurred in the period for the Group or Parent Company in terms of relations or transactions with closely related parties, compared to the information provided in the Annual Report.

Skelleftehamn, Sweden, 07 November 2024

Railcare Group AB (publ)

Anders Westermark
Chairman of the Board

Andreas Lantto
Board member

Catharina Elmsäter-Svärd
Board member

Maria Kröger
Board member

Björn Östlund
Board member

Mattias Remahl
CEO

Linn Andersson
Board member

Auditor's Report

Railcare Group AB (publ) Corp. ID no. 556730-7813
To the Board of Directors of Railcare Group AB (publ)

INTRODUCTION

We have reviewed the condensed interim report for Railcare Group AB (publ) as at September 30, 2024 and for the nine months period then ended. The Board of Directors and the Managing Director are responsible for the preparation and presentation of this interim report in accordance with IAS 34 and the Swedish Annual Accounts Act. Our responsibility is to express a conclusion on this interim report based on our review.

SCOPE OF REVIEW

We conducted our review in accordance with the International Standard on Review Engagements, ISRE 2410 Review of Interim Financial Statements Performed by the Independent Auditor of the Entity. A review consists of making inquiries, primarily of persons responsible for financial and accounting matters, and applying analytical and other review procedures. A review is substantially less in scope than an audit conducted in accordance with International Standards on Auditing and other generally accepted auditing standards in Sweden.

The procedures performed in a review do not enable us to obtain assurance that we would become aware of all significant matters that might be identified in an audit. Accordingly, we do not express an audit opinion.

CONCLUSION

Based on our review, nothing has come to our attention that causes us to believe that the interim report is not prepared, in all material respects, in accordance with IAS 34 and the Swedish Annual Accounts Act regarding the Group, and in accordance with the Swedish Annual Accounts Act regarding the Parent Company.

Skellefteå, Sweden 7 November 2024
Ernst & Young AB

Micael Engström
Authorised Public Accountant

About Railcare

OPERATIONS

Railcare offers innovative products and services for the railway, such as railway maintenance with proprietary machines, freight, contracting and specialist transport, a locomotive workshop and machine sales.

Our corporate culture is to do things differently and this approach characterises our entire operation. For us, this means coming up with unexpected ways of solving problems. It also means that all our employees show – and are expected to show – a high degree of personal responsibility for everything from customer deliveries to embodying our values.

The Group has some 180 employees and annual sales of approximately SEK 550 million. The company's registered office is located in Skellefteå, Sweden.

VISION

Railcare shall develop with satisfied customers and positive profitability, thereby increasing shareholder value.

BUSINESS CONCEPT

In close partnership with its customers, Railcare shall develop innovative and sustainable services, products and methods for the railway industry's various segments. Railcare is to be characterised by its culture of safety, skilled personnel, high quality and delivery reliability.

STRATEGY

- Focus on the employees, who are by far our most important asset
- Efficient contracting assignments that contribute to more sustainable railways
- Provide reliable, sustainable transport
- Embodying the entrepreneurial spirit
- Driving progress towards more sustainable railways

FINANCIAL TARGETS

- Net sales of SEK 1,000 million
- Operating margin of 13%

Railcare's ambition is to achieve these targets by the end of 2027.



Consolidated Statement of Comprehensive Income in summary

Amounts in SEK 000	Note	Jul-Sep 2024	Jul-Sep 2023	Jan-Sep 2024	Jan-Sep 2023	Full-year 2023
Net sales	3	169,104	159,209	478,303	414,907	564,220
Other operating income		1,647	434	3,185	3,535	4,022
Capitalised work on own account		3,167	2,042	11,864	9,516	14,247
Raw materials and consumables		-70,226	-57,882	-192,111	-154,177	-211,783
Other external costs		-23,494	-22,405	-68,299	-60,445	-85,600
Personnel costs		-46,465	-42,558	-143,573	-123,741	-170,134
Depreciation, amortisation and impairment of property, plant and equipment and intangible assets		-14,188	-11,226	-39,092	-32,577	-44,099
Other operating expenses		-544	-867	-1,669	-2,264	-2,938
Operating profit/loss (EBIT)		19,000	26,748	48,608	54,754	67,934
Net financial income/expense		-3,103	-2,833	-8,744	-7,236	-10,667
Profit/loss before tax		15,897	23,915	39,865	47,517	57,266
Income tax		-3,647	-5,055	-8,681	-9,962	-13,642
Profit for the period		12,250	18,859	31,184	37,555	43,624
Other comprehensive income						
Items that may be reclassified to profit/loss for the period						
Exchange rate differences from the translation of foreign operations		-15	6	-138	159	873
Other comprehensive income for the period, net of tax		-15	6	-138	159	873
Total comprehensive income for the period		12,234	18,865	31,045	37,714	44,497
Earnings per share*		0.51	0.78	1.29	1.56	1.81
Average number of shares		24,124,167	24,124,167	24,124,167	24,124,167	24,124,167
Number of shares outstanding on the reporting date		24,124,167	24,124,167	24,124,167	24,124,167	24,124,167

* Since there are no potential shares, there is no dilution effect.

Consolidated Statement of Financial Position in summary

Amounts in SEK 000	Note	30 Sep 2024	30 Sep 2023	31 Dec 2023
ASSETS				
Intangible assets		14,391	9,501	10,198
Property, plant and equipment	4	498,338	449,327	460,157
Financial non-current assets		4,995	5,272	4,465
Deferred tax assets		7		10
Total non-current assets		517,731	464,100	474,830
Inventories		38,028	32,225	36,284
Accounts receivable		85,024	79,704	56,518
Other current receivables		37,572	46,680	35,958
Total current receivables		122,596		92,476
Cash and cash equivalents		40,503	2,363	39,432
Total current assets		201,127	160,971	168,192
TOTAL ASSETS		718,858	625,071	643,022
EQUITY AND LIABILITIES				
Equity		288,276	267,334	274,118
Deferred tax liabilities and other provisions		59,550	54,750	59,639
Non-current liabilities to credit institutions		77,844	76,428	74,346
Non-current lease liabilities		46,180	36,893	37,128
Total non-current liabilities		183,574	168,072	171,113
Current liabilities to credit institutions		117,518	84,145	84,698
Current lease liabilities		19,783	10,962	11,899
Accounts payable		50,310	39,195	47,693
Other current liabilities		59,396	55,363	53,501
Total current liabilities		247,007	189,665	197,791
TOTAL EQUITY AND LIABILITIES		718,858	625,071	643,022

Consolidated Statement of Changes in Equity

Amounts in SEK 000	Note	30 Sep 2024	30 Sep 2023	31 Dec 2023
Equity, opening balance		274,118	244,095	244,095
Comprehensive income for the period		31,045	37,714	44,497
Dividend		-16,887	-14,475	-14,475
Equity, closing balance		288,276	267,335	274,118

The Group's equity is attributable in its entirety to Parent Company shareholders.

Consolidated Statement of Cash Flows in summary

Amounts in SEK 000	Note	Jul-Sep 2024	Jul-Sep 2023	Jan-Sep 2024	Jan-Sep 2023	Full-year 2023
Cash flow from operating activities						
Operating profit		19,000	26,736	48,608	54,754	67,934
Adjustment for non-cash items		14,954	12,309	39,870	33,066	46,017
Interest paid		-2,844	-2,707	-8,269	-6,930	-9,546
Interest received		16	21	45	86	150
Income tax paid		-1,379	-689	-6,397	-2,383	-381
Cash flow from operating activities before changes in working capital		29,747	35,670	73,857	78,593	104,174
Cash flow from changes in working capital						
Increase/decrease in inventories		730	-1,605	-2,341	-16	-4,647
Increase/decrease in operating receivables		23,426	-15,621	-29,874	-48,409	-14,470
Increase/decrease in operating liabilities		-19,835	-11,870	5,656	10,555	17,223
Total changes in working capital		4,321	-29,096	-26,559	-37,870	-1,894
Cash flow from operating activities		34,068	6,574	47,298	40,723	102,280
Cash flow from investing activities						
Investments in intangible assets		-3,277	-680	-4,589	-1,490	-3,007
Investments in property, plant and equipment		-11,558	-14,636	-44,654	-39,728	-57,364
Investments in other financial non-current assets		-874	-1,557	-1,260	-1,557	-1,557
Divestment of property, plant and equipment		-	-	-	1,210	1,210
Cash flow from investing activities		-15,709	-16,873	-50,503	-41,565	-60,718

Amounts in SEK 000	Note	Jul-Sep 2024	Jul-Sep 2023	Jan-Sep 2024	Jan-Sep 2023	Full-year 2023
Cash flow from financing activities						
Loans raised		24,084	-	53,983	10,525	20,525
Net change in overdraft facility		-	4 235	-	4 235	-
Amortization of loans		-5,499	-5,428	-18,203	-19,338	-26,776
Amortisation of lease liabilities		-5,897	-3,422	-14,690	-9,966	-13,538
Dividend paid		-	-	-16,887	-14,475	-14,475
Cash flow from financing activities		12,688	-4,615	4,203	-29,019	-34,264
Cash flow for the period		31,047	-14,914	998	-29,861	7,298
Opening cash and cash equivalents		9,453	17,336	39,432	31,967	31,976
Exchange rate difference in cash and cash equivalents		3	-59	73	248	158
Closing cash and cash equivalents		40,503	2,363	40,503	2,363	39,432

Parent Company Income Statement in summary

Amounts in SEK 000	Note	Jul-Sep 2024	Jul-Sep 2023	Jan-Sep 2024	Jan-Sep 2023	Full-year 2023
Net sales		11,937	12,747	36,794	33,589	45,292
Other operating income		3	5	4	149	149
Total operating income		11,940	12,753	36,798	33,738	45,441
Raw materials and consumables		-1,821	-2,346	-6,427	-8,156	-12,448
Other external costs		-5,430	-3,805	-17,472	-12,691	-18,577
Personnel costs		-4,165	-5,230	-12,844	-12,128	-17,190
Depreciation, amortisation and impairment of property, plant and equipment and intangible assets		-159	-143	-448	-388	-531
Other operating expenses		-4	-13	-16	-17	-34
Total operating expenses		-11,579	-11,536	-37,207	-33,380	-48,780
Operating profit		361	1,216	-409	358	-3,339
Profit/loss from financial items		-70	-4,235	-276	498	451
Profit/loss after financial items		291	-3,018	-685	856	-2,888
Appropriations						26,100
Tax on net profit/loss for the period		-84	-372	20	-229	-4,741
Profit for the period		207	-3,390	-664	627	18,471

Parent Company Balance Sheet in summary

Amounts in SEK 000	Note	30 Sep 2024	30 Sep 2023	31 Dec 2023
ASSETS				
Intangible assets		1,042	294	630
Property, plant and equipment		6,130	5,622	5,496
Financial non-current assets		29,843	29,739	28,969
Total non-current assets		37,015	35,655	35,094
Receivables from Group companies		143,437	115,860	105,191
Other current receivables		2,060	2,078	2,895
Total current receivables		145,497	117,938	108,086
Cash and cash equivalent		38,677	-	35,342
Total current assets		184,174	117,938	143,428
TOTAL ASSETS		221,190	153,593	178,522
EQUITY AND LIABILITIES				
Restricted equity		9,891	9,891	9,891
Non-restricted equity		16,020	15,727	33,571
Total equity		25,911	25,618	43,462
Provisions		106	72	77
Current liabilities to Group companies		185,180	115,427	119,006
Other current liabilities		9,993	12,476	15,977
Total current liabilities		195,173	127,903	134,982
TOTAL EQUITY AND LIABILITIES		221,190	153,593	178,522

The Parent Company has no items recognised as other comprehensive income, which is why total comprehensive income is the same as profit/loss for the year.

NOTE 1 GENERAL INFORMATION

Railcare Group AB (publ), ("Railcare"), Corp. ID no. 556730-7813 is a limited company registered in Sweden and domiciled in Skellefteå, with the address Näsuddsvägen 10, SE-932 32 Skelleftehamn, Sweden. Railcare Group AB is the Parent Company of the Group.

Unless otherwise stated, all amounts are given in SEK 000. Disclosures in parentheses pertain to the comparison year.

NOTE 2 BASIS FOR PREPARATION OF STATEMENTS

Railcare's consolidated financial statements have been prepared in accordance with the Annual Accounts Act, the Swedish Financial Reporting Board's recommendation RFR 1 Supplementary Accounting Rules for Groups, International Financial Reporting Standards (IFRS) and the interpretations of the IFRS Interpretations Committee (IFRS IC) as adopted by the EU. This Interim Report has been prepared in accordance with IAS 34 Interim Financial Reporting and the Annual Accounts Act.

The accounts of the Parent Company have been prepared in accordance with the Annual Accounts Act and the Swedish Financial Reporting Board's recommendation RFR 2 Accounting for Legal Entities. The Interim Report for the Parent Company has been prepared in accordance with the Annual Accounts Act.

The accounting principles applied are consistent with those described in the Railcare Group's Annual Report for 2023. New or revised IFRS that have come into effect in 2024 do not have a material impact on the consolidated financial statements.

The fair value of financial assets and liabilities is estimated to correspond to their book value.

NOTE 3 OPERATING SEGMENTS

Group Management has identified four reportable segments in the Group's operations:

Contracting Sweden

Railway contracting work involving machinery and personnel, and renovation of fibre-glass-lined culverts beneath railways, roads and industrial areas in Sweden.

Contracting Abroad

Railway contracting work involving machinery and personnel in countries other than Sweden, currently predominantly in the UK.

Transport Scandinavia

Specialist transport involving locomotives, wagons and personnel in Scandinavia, as well as internal and external repair and upgrading services for locomotives and wagons performed in workshops.

Machines and Technology

Technological development, construction and sales of new machines, and the further development and conversion of existing machines to a national and international market.

The "Group-wide" item is used for reconciliation purposes and includes Group Management and other Group-wide services.

Income

Sales between segments are conducted on market terms. Income from external customers reported to Group Management is valued in line with the consolidated statement of comprehensive income. The Group's customers are private and public sector operators in the railway industry and vary according to the area of operation. The Group's customers are largely repeat customers based on long-term relationships.

	Jul-Sep 2024			Jul-Sep 2023					
	Income external	Sales between segments	Segment income	Income from external customers	Sales between segments	Segment income			
Contracting Sweden	59,166	4,794	63,960	54,076	3,709	57,786			
Contracting Abroad	6,712	7	6,719	5,700	-	5,700			
Transport Scandinavia	99,105	1,617	100,721	95,672	1,800	97,472			
Machines and Technology	4,100	12,941	17,041	3,632	20,462	24,094			
Group-wide	21	11,916	11,937	129	12,618	12,747			
Total	169,104	31,275	200,379	159,209	38,590	197,798			

	Jan-Sep 2024			Jan-Sep 2023			Full-year 2023		
	Income external	Sales between segments	Segment income	Income from external customers	Sales between segments	Segment income	Income from external customers	Sales between segments	Segment income
Contracting Sweden	183,793	15,642	199,435	141,632	15,759	157,392	193,683	23,393	217,076
Contracting Abroad	17,131	529	17,659	24,022	-	24,022	32,289	160	32,449
Transport Scandinavia	265,964	12,794	278,758	236,569	11,720	248,289	322,197	17,865	340,062
Machines and Technology	11,320	42,146	53,466	12,280	48,040	60,321	15,609	65,515	81,124
Group-wide	95	36,699	36,794	403	33,186	33,589	442	44,850	45,292
Total	478,303	107,810	586,112	414,907	108,705	523,612	564,220	151,784	716,003

Profit/loss after financial items

Group Management primarily uses profit/loss after financial items to assess consolidated earnings.

	Jul-Sep 2024	Jul-Sep 2023	Jan-Sep 2024	Jan-Sep 2023	Full-year 2023
Contracting Sweden	5,110	5,677	14,202	11,984	17,150
Contracting Abroad	-895	-1,460	-4,254	-847	-2,557
Transport Scandinavia	11,622	17,962	31,558	33,286	46,432
Machines and Technology	-181	611	-796	3,005	577
Group-wide	242	1,126	-847	90	-4,336
Total	15,897	23,915	39,864	47,517	57,266

Breakdown of income

Sales comprise the income groups Income from services, Sales of goods and Leasing. A breakdown of income is provided below.

Segment	Income from services		Sales of goods		Leasing		Total	
	Jul-Sep 2024	Jul-Sep 2023	Jul-Sep 2024	Jul-Sep 2023	Jul-Sep 2024	Jul-Sep 2023	Jul-Sep 2024	Jul-Sep 2023
Contracting Sweden	59,166	54,068	-	7,8125	-	-	59,166	54,076
Contracting Abroad	6,712	5,700	-	-	-	-	6,712	5,700
Transport Scandinavia	93,553	92,166	3,139	1,262	2,413	2,244	99,105	95,672
Machines and Technology	699	1,412	3,401	2,220	-	-	4,100	3,632
Group-wide	21	129	-	-	-	-	21	129
	160,150	153,475	6,540	3,490	2,413	2,244	169,104	159,209

Segment	Income from services		Sales of goods		Leasing		Total	
	Jan-Sep 2024	Jan-Sep 2023	Jan-Sep 2024	Jan-Sep 2023	Jan-Sep 2024	Jan-Sep 2023	Jan-Sep 2024	Jan-Sep 2023
Contracting Sweden	183,742	141,604	51	28	-	-	183,793	141,632
Contracting Abroad	17,131	24,022	-	-	-	-	17,131	24,022
Transport Scandinavia	247,807	222,857	11,351	3,692	6,806	10,020	265,964	236,569
Machines and Technology	4,394	4,880	6,926	7,400	-	-	11,320	12,280
Group-wide	95	403	-	-	-	-	95	403
	453,168	393,766	18,328	11,120	6,806	10,020	478,303	414,907

NOTE 4 PROPERTY, PLANT AND EQUIPMENT

	Buildings and land	Locomotives and wagons	Mobile machinery	Vehicles	Equipment, tools, fixtures and fittings	Construction in progress and advances for property, plant and equipment	Total
As of 30 Sep 2023							
Opening carrying amount	35,170	134,772	179,959	3,996	5,445	78,779	438,123
Exchange rate differences	38	-	-	7	-	-	45
Purchases/capitalised expenses for the year	3,849	295	4,431	1,840	1,129	35,374	46,919
Reclassifications	-	5,132	14,577	-	-	-22,620	-2,911
Disposals and scrappings	-	-297	-	-2	-339	-	-638
Depreciation	-5,896	-10,944	-12,506	-1,855	-1,011	-	-32,211
Closing carrying amount 30 Sep 2023	33,162	128,959	186,462	3,986	5,224	91,534	449,327
Of which right-of-use assets	21,986	22,051	1,539	3,945	-	-	49,522
As of 30 Sep 2024							
Opening carrying amount	33,990	128,394	202,741	5,329	5,147	84,555	460,157
Exchange rate differences	24	-	-	5	-	-	29
Purchases/capitalised expenses for the year	10,682	24,697	2,317	5,868	1,822	32,169	77,554
Reclassifications	-	-	3	-	-	594	597
Disposals and scrappings	-1,212	-	-	-92	-	-	-1,304
Depreciation	-6,591	-14,278	-14,300	-2,554	-973	-	-38,695
Closing carrying amount 30 Sep 2024	36,893	138,813	190,762	8,556	5,997	117,317	498,338
Of which right-of-use assets	17,933	40,405	1,355	8,355	-	-	68,048

Key performance indicators, Group in summary

Amounts in SEK 000, unless otherwise stated	Jul-Sep 2024	Jul-Sep 2023	Jan-Sep 2024	Jan-Sep 2023	Rolling 12 months	Full-year 2023
Net sales	169,104	159,209	478,303	414,907	627,616	564,220
Sales growth, %	6.2	8.7	15.3	12.4	15.6	13.5
Operating profit/loss (EBIT)	19,000	26,748	48,608	54,754	61,788	67,934
Operating margin, %	11.2	16.8	10.2	13.2	9.8	12.0
Profit for the period	12,250	18,859	31,184	37,555	37,252	43,624
Net financial income/expense	-3,103	-2,833	-8,744	-7,236	-12,175	-10,667
Total assets	718,858	625,071	718,858	625,071	718,858	643,022
Equity/assets ratio, %	40.1	42.8	40.1	42.8	40.1	42.6
Key performance indicators per share, SEK	Jul-Sep 2024	Jul-Sep 2023	Jan-Sep 2024	Jan-Sep 2023	Rolling 12 months	Full-year 2023
Earnings per share before and after dilution	0.51	0.78	1.29	1.56	1.54	1.81
Equity per share	11.95	11.08	11.95	11.08	11.95	11.36
Dividend, SEK per share	-	-	0.7	0.6	0.7	0.7

Quarterly data, Group in summary

Amounts in SEK million	Q3 2024	Q2 2024	Q1 2024	Q4 2023	Q3 2023	Q2 2023	Q1 2023	Q4 2022	Q3 2022
Net sales	169.1	179.8	129.4	149.3	159.2	144.7	111.0	128.0	146.5
Other operating income	1.6	0.9	0.7	0.5	0.4	0.5	2.6	0.2	0.2
Capitalised work on own account	3.2	3.4	5.3	4.7	2.0	3.2	4.2	4.8	1.2
Raw materials and consumables	-70.2	-75.1	-46.8	-57.6	-57.9	-54.1	-42.2	-55.4	-56.4
Other external costs	-23.5	-25.5	-19.3	-25.2	-22.4	-22.7	-15.3	-19.4	-21.9
Personnel costs	-46.5	-54.1	-43.0	-46.4	-42.6	-45.5	-35.7	-40.3	-33.8
Depreciation and impairment of property, plant and equipment	-14.2	-13.0	-11.9	-11.5	-11.2	-10.8	-10.5	-10.7	-11.7
Other operating expenses	-0.5	-0.5	-0.6	-0.7	-0.9	-0.4	-1.0	-0.5	-0.2
Operating profit/loss (EBIT)	19.0	15.8	13.8	13.2	26.7	14.9	13.1	6.7	23.9
Net financial income/expense	-3.1	-3.2	-2.4	-3.4	-2.8	-2.2	-2.2	-1.9	-1.5
Profit/loss before tax	15.9	12.6	11.4	9.7	23.9	12.6	11.0	4.8	22.4
Tax	-3.6	-2.6	-2.4	-3.7	-5.1	-2.6	-2.3	-1.5	-4.6
Profit for the period	12.2	9.9	9.0	6.1	18.9	10.0	8.7	3.3	17.9
Equity/Asset ratio	40.1	39.0	44.5	42.6	42.8	40.3	42.9	41.2	41.6

* Reported according to the equity method

Definitions

GENERAL

All amounts in the tables are in SEK 000 unless otherwise stated. All values in brackets are comparative figures for the corresponding period in the preceding year unless otherwise stated. Amounts in tables and other summaries have been rounded individually. Accordingly, minor rounding differences may be found in totals.

ALTERNATIVE PERFORMANCE MEASURES

This Interim Report refers to a number of financial measures not defined in accordance with IFRS, known as alternative performance measures. Railcare uses these performance measures to monitor and analyse the financial outcome of the Group's operations and its financial position. These alternative performance measures are intended to supplement, not replace, the financial measures presented in accordance with IFRS. See definitions and further information below.

FINANCIAL PERFORMANCE MEASURES	DEFINITION/CALCULATION	PURPOSE
Operating profit/loss (EBIT)	Calculated as net profit/loss for the period before tax, profit from holdings in associated companies and financial items.	This performance measure illustrates the company's profit/loss generated by operating activities.
Net financial income/expense	Net financial items are calculated as financial income less financial expenses.	This performance measure illustrates the net amount from the company's financial activities.
Net margin	The net margin is calculated as income after financial items divided by net sales.	This performance measure illustrates how much of the company's earnings remain after all expenses, excluding corporation tax, have been deducted.
Total assets	Calculated as the total of the company's assets at the end of the period.	
Equity per share, SEK	Calculated as equity divided by the number of shares outstanding at the end of the period.	This performance measure illustrates the company's net worth per share.

FINANCIAL PERFORMANCE MEASURES	DEFINITION/CALCULATION	PURPOSE
Sales growth, %	Calculated as the difference between net sales for the period and net sales for the preceding period, divided by net sales for the preceding period.	This performance measure illustrates the company's growth and historical performance, contributing to an understanding of the company's development.
Operating margin, %	Calculated as operating profit divided by net sales.	This performance measure illustrates how much of the company's profit/loss is generated by its operating activities.
Equity/assets ratio, %	Calculated as equity divided by total assets.	This performance measure illustrates the company's financial position and long-term solvency.
Dividend per share, SEK	Dividend per share approved by a General Meeting at which the Annual Report for the specified financial year is adopted.	
Earnings per share before dilution, SEK	Calculated as profit/loss attributable to Parent Company shareholders divided by the weighted average number of shares outstanding in the period.	This performance measure illustrates the company's earnings per share, excluding any dilution effect from outstanding convertibles.
Earnings per share after dilution, SEK	When calculating earnings per share after dilution, the weighted average number of shares outstanding is adjusted for the dilution effect of all potential shares. The Parent Company has a category of potential common shares with a dilution effect: convertible debentures. The convertible debentures are assumed to have been converted into shares and net profit is adjusted to eliminate interest expenses less tax effect. Convertible debentures do not give rise to a dilution effect when the interest per share that may be received upon conversion exceeds earnings per share before dilution.	This performance measure illustrates the company's earnings per share, excluding any dilution effect from outstanding convertibles.

Glossary

BALLAST FEEDER	The machine handles large volumes during reballasting and refilling.
STANDBY LOCOMOTIVE/ CLEARANCE LOCOMOTIVE	A clearance locomotive with personnel that is available around the clock 365 days of the year to urgently clear or remove vehicles involved in incidents or breakdowns on the railway. The aim is to quickly get the track open for traffic again.
CP6/CP7	Control Periods are the five-year periods Network Rail applies for the financial and other planning of the UK's railway infrastructure. Control Period 6 extends to 31 March 2024. Control Period 7 starts on 1 April 2024.
ERTMS	New signalling system for Sweden's entire rail network. Replaces an old system, simplifies traffic management and maintenance, and in the long term facilitates international traffic.
ETCS	The on-board system required in locomotives once the new ERTMS signalling system has been implemented on Sweden's railways.
EXTENDING SERVICE LIFE	Obsolete locomotives are upgraded with better engines, new signalling systems and a modernised working environment with the aim of better meeting future environmental requirements and technical standards.
MPV	Railcare's newest maintenance machine, Multi Purpose Vehicle, which is battery powered. Equipped with its own power source, vacuum pumps, hydraulics and operator cabs. The improved MPV has the same functionality, but is also equipped with a pantograph. This enables batteries to charge directly from overhead lines.
ONBOARD EQUIPMENT	The equipment required on board locomotives to enable communication with the relevant railway signalling system.
RAILVAC	Railcare's machines that are able to perform various types of track maintenance on the railways using vacuum technology.

RE-MOTORISATION	Engine replacement where older diesel motors are replaced with new modern diesel motors that meet current environmental standards, reduce operating costs and improve accessibility.
STAGE V ENGINES	Engines that meet the standard for emissions class stage V. Classification for industrial vehicles that regulates permitted emissions.
PANTOGRAPH	The trailing contact that transfers power from the overhead lines above the railway track to the electric vehicles and machines operating on the railways.
TB LOCOMOTIVE/ TC LOCOMOTIVE	Two types of locomotives that function as combined freight train and snow removal locomotives. The Tb is the largest of them and was built mainly for snow clearance in railway yards.
TRACK TIMETABLES	Time slots allocated by the Swedish Transport Administration for maintenance relating to carrying out work on the relevant tracks. During these periods, the tracks cannot be used for regular rail traffic.
CULVERT INSPECTIONS	Assessment and documentation of the condition and potential maintenance need for culverts, mainly under railways and roads.

PRESS RELEASES IN THE THIRD QUARTER

- 26 Aug** Railcare strengthens Group Management
- 15 Aug** Interim Report January-June 2024
- 27 July** Notice to attend the Extraordinary General Meeting in Railcare Group AB (publ)

FINANCIAL CALENDAR 2025

- 20 Feb** Year-end report 2024
- 7 May** Interim Report January-March
- 7 May** Annual General Meeting 2024
- 14 Aug** Interim Report January-June
- 6 Nov** Interim Report January-September
- 12 Feb 2026** Year-end report 2025

FOR FURTHER INFORMATION, PLEASE CONTACT

Mattias Remahl, President and CEO

Telephone: +46 (0)70-271 33 46
Email: mattias.remahl@railcare.se

Lisa Borgs, CFO and IR Manager

Telephone: +46 (0)70-622 50 01
Email: lisa.borgs@railcare.se

This is information that Railcare Group AB (publ) is required to disclose under the EU Market Abuse Regulation. This information was submitted to the market, through the agency of these contacts, for publication on 7 November 2024 at 07:30 a.m. CET.

For further information, see www.railcare.se or www.railcare.se/en/

RAILCARE GROUP AB

Visiting address: Näsuddsvägen 10
Postal address: Box 34
SE-932 21 Skelleftehamn, Sweden

Tel no: +46 (0)910-43 88 00
Email: info@railcare.se

ABOUT RAILCARE

The railway specialist Railcare offers innovative products and services for the railway; for example, railway maintenance with self-developed machines, a locomotive workshop, project and specialist transport, and machine sales. Our market is mainly in Scandinavia and the United Kingdom. The railway industry is undergoing positive development with increasing traffic volumes, extensive investment programmes, development of cost-effective freight and passenger transport, and rising environmental awareness. Railcare delivers both sustainable and efficient solutions that ensure that railway services can be used for the maximum number of years to come.

The shares of Railcare Group AB (publ) are listed on the Small Cap list of the Nasdaq Stockholm exchange. The Group has some 180 employees and annual sales of approximately SEK 550 million. The company's registered office is located in Skellefteå, Sweden.