




November 2023

AuAg Essential Metals A (SEK)



Eric Strand
Portfolio Manager

Investment Summary

Boutique Trademark	auagfunds.com
Fund Company	aifmgroup.com
Management Company	fofauag am
Depository	SEB
Legal Structure	UCITS
ISIN Class A (SEK)	SE0019175563
Bloomberg	BBG01BWQS2B4
Sustainability SFDR	Article 8
ESG Data Reporting	Datia
ESG Data Portfolio	Sustainalytics
TER (Management Fee)	1.4%
TER + Transaction costs	1.43% (0.03%)
Passported	SE, NO, FI, DK, DE
Fund AUM	86 000 000 SEK

Risk Statistics

Sharpe Ratio (Daily)	-0.44
Beta (Daily)	0.92
Annualized Volatility	18.79%
Correlation vs. SIXRX (SEK)	0.42

Risk Rating PRIIP	1 2 3 4 5 6 7
-------------------	---------------

Return Statistics

NAV (100)	91.40
Compound ROR	-9.34%
3 Month ROR	-9.42%
12 Months ROR	-
Average Winning Month	3.86%
Average Losing Month	-4.41%
Average Monthly Return	-0.81%

Key Highlights

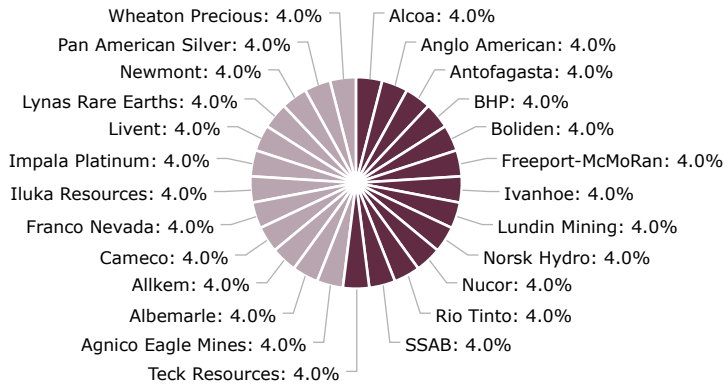
- A broad "metal portfolio" consisting of 25 equal-weighted holdings
- Essential metals that will be in high demand in our green and high tech future
- Only invests in companies with the best-in-class ESG risk rating

Investment Objective

Metals have been essential in the development of human civilization. Metals enabled humanity to take major leaps during the Bronze/iron Ages. In today's growing high-tech and green-tech world, humanity is entering a new metal age.

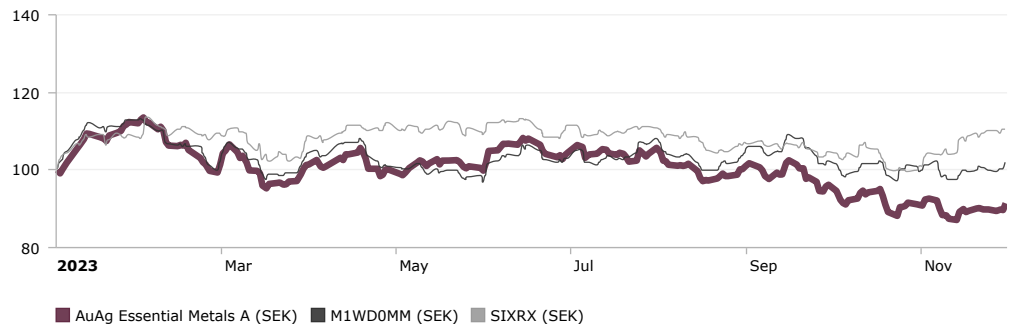
Industrial metals, as steel, aluminum, copper, and zinc are essential for us when electrifying our society and building products such as cars and planes. Tech metals, as lithium, nickel, cobalt, and rare earth metals have unique properties that make them indispensable in applications such as batteries, solar cells, computers, and space technology

Holdings



Portfolio Holdings Target Weight Allocation. Live percentage may differ due to holdings change of value/cash flows.

Performance Comparison



Monthly Returns (SEK)

	Jan	Feb	Mar	Apr	May	Jun	Jul	Aug	Sep	Oct	Nov	Dec	Year
2023	12.98	-10.25	0.01	-1.24	-0.32	4.70	1.14	-4.55	-4.67	-5.43	0.47		-8.60

Portfolio Holdings Strategy

The fund is traded daily and follows the UCITS (5/10/40) framework. All 25 holdings are equal-weighted with a 4% target weight and divided into two categories.

Cat1: industrial base metals, Cat2: green-, high-, and bio-tech metals. All holdings are allowed to be within +/-25% of target weight.

All holdings are traded at the most liquid markets (approximately 70% US and 30% Global exUS).

Benchmark is M1WD0MM (MSCI ACWI Metals and Mining Net Total Return Index) in the funds trading currency (class A = SEK).

Unbundled, ISIN Class C SE0019175589. For more information, newsletters and updates please visit: auagfunds.com



DISCLAIMER: THE PERFORMANCE REPRESENTED IS HISTORICAL; PAST PERFORMANCE IS NOT A RELIABLE INDICATOR OF FUTURE RESULTS AND INVESTORS MAY NOT RECOVER THE FULL AMOUNT INVESTED. ALL PERFORMANCE IS CALCULATED NET OF ALL EXPENSES AND MANAGEMENT FEES. ANY INVESTMENT DECISION WITH AUAG FONDER FINANCIAL CONCEPTS SHOULD BE MADE ON THE BASIS OF THE CURRENT PROSPECTUS, WHICH IS AVAILABLE, ALONG WITH THE KEY INVESTOR INFORMATION DOCUMENT, THE CURRENT ANNUAL AND SEMI-ANNUAL REPORTS, ELECTRONICALLY ON AUAGFUNDS.COM & AIFMGROUP.COM/AUAG-ESSENTIAL-METALS/. FURTHER INFORMATION CAN BE OBTAINED FROM YOUR FINANCIAL ADVISOR. HE/SHE CAN ADVISE YOU INDEPENDENTLY OF AUAG FONDER. AUAG FONDER ONLY PUBLISHES PRODUCT-RELATED INFORMATION AND DOES NOT MAKE ANY INVESTMENT RECOMMENDATIONS.