



ADVANCING
ORPHAN
ONCOLOGY

Ticker symbol: ACE
Nasdaq Stockholm
www.ascelia.com

RE-EVALUATION OF SPARKLE PHASE 3 STUDY IMAGES PROGRESSES ACCORDING TO PLAN

Q3 2023 REPORT

Conference call presentation on 8 Nov 2023, 10:00 CET

**ASCELIA
PHARMA**

FORWARD LOOKING STATEMENTS

This presentation, which includes all information and data on the following slides, any oral statements made when presenting these slides, and any other material distributed or statements made at, or in connection with, such presentation (the “Presentation”), relates to Ascelia Pharma AB (publ) (hereinafter, together with its subsidiaries, the “Company”) is furnished to you solely for your information and may not be reproduced or redistributed, in whole or in part, to any other person without the prior written consent of the Company. You should not rely upon it or use it to form the definitive basis for any decision, contract, commitment or action whatsoever, with respect to any transaction or otherwise.

The information included in this Presentation may contain certain forward-looking statements relating to the business, financial performance and results of the Company and/or the industry in which it operates. Forward-looking statements concern future circumstances and results and other statements that are not historical facts, sometimes identified by the words “believes”, “expects”, “predicts”, “intends”, “projects”, “plans”, “estimates”, “aims”, “foresees”, “anticipates”, “targets”, and similar expressions. The forward-looking statements contained in this Presentation, including assumptions, opinions and views of the Company or cited from third party sources are solely opinions and forecasts which are subject to risks, uncertainties and other factors that may cause actual events to differ materially from any anticipated development. Neither the Company nor any of its affiliates, directors, employees or advisors provides any assurance that the assumptions underlying such forward-looking statements are free from errors nor do any of them accept any responsibility for the future accuracy of the opinions expressed in this Presentation or the actual occurrence of the forecasted developments. This Presentation speaks as of the applicable reporting date, and there may have been changes in matters which affect the Company subsequent to the date of this Presentation. Neither the issue nor delivery of this Presentation shall under any circumstance create any implication that the information contained herein is correct as of any time subsequent to the date hereof or that the affairs of the Company have not since changed, and the Company does not intend, and does not assume any obligation, to update or correct any information included in this Presentation.

Each person should make their own independent assessment of the merits of the Company and should consult their own professional advisors. By receiving this Presentation, you acknowledge that you will be solely responsible for your own assessment of the market and the market position of the Company and that you will conduct your own analysis and be solely responsible for forming your own opinion of the potential future performance of the Company's business.



ASCELIA PHARMA Q3 2023 CONFERENCE CALL

Agenda

Ascelia Pharma highlights

Recent key events

Portfolio

Financials and priorities

Presenters

CEO - Magnus Corfitzen

Deputy CEO - Julie Waras Brogren

CSO - Andreas Norlin



IMPROVING THE LIFE
OF PEOPLE LIVING WITH CANCER
BY OFFERING BETTER
TREATMENT OPTIONS

ASCELIA PHARMA – HIGHLIGHTS

ADVANCING ORPHAN ONCOLOGY

- Identify, develop and commercialize novel drugs that address unmet needs in rare cancers
- Two drugs in advanced clinical development
 - **ORVIGLANCE** – Phase 3 patient enrollment completed; FDA Orphan Drug Designation
 - **ONCORAL** – Ready for Phase 2

BUILDING GLOBAL CAPABILITIES

- Based in Malmö (Sweden), US affiliate in New Jersey (US)
- Listed on NASDAQ Stockholm (Ticker: ACE)


RECENT KEY EVENTS

Key events in Q3-2023

- ▶ Re-evaluation required after intra-reader inconsistency in scoring of images from phase 3 study SPARKLE
 - ▶ Ascelia Pharma significantly reduces organization to reach SPARKLE headline results
 - ▶ Ascelia Pharma to reach headline results from SPARKLE re-evaluation by May 2024 with current funding
-

Key events after Q3-2023

- ▶ Ascelia Pharma gets acceptance for publication of Orviglance® review article in Investigative Radiology
- ▶ Ascelia Pharma convenes an Extraordinary General Meeting on November 13, 2023 to vote on a proposal to introduce an employee stock option program



ORVIGLANCE®

Liver diagnostic imaging drug

ONCORAL

Daily, oral chemotherapy

PORTFOLIO

ORVIGLANCE – FILLING AN UNMET NEED IN LIVER MRI

Patient Landscape

Liver metastases
critical in cancer care



Liver metastases are common in many cancer types and often the cause of mortality¹⁻³

- Colorectal cancer, metastatic breast cancer, gastric cancer

Treatments

Contrast enhanced MRI
is the gold standard

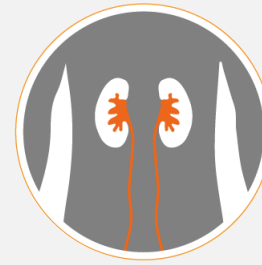


Contrast enhanced MRI

- Detection and visualization
- Surgery & drug treatment plan
- Post-treatment surveillance

Unmet Need

A role for ORVIGLANCE
in patients with kidney impairment



Patients with healthy kidneys

- Receive MRI with gadolinium-based contrast agent (GBCA)

Patients with severe kidney impairment

- Black Box warning for gadolinium contrast agents
- Risk of severe side effects, incl. Nephrogenic Systemic Fibrosis

ORVIGLANCE

Aims to be the imaging option without gadolinium-related safety risks patients with poor kidney function

- Manganese based
- Liver specific

1) Riihimäki, M. *et al.* Patterns of metastasis in colon and rectal cancer. *Sci. Rep.* 6, 29765; doi: 10.1038/srep29765 (2016); *Journal of Pathology*, 2014, 232:23-31
2) Guy diSibio and Samuel W. French (2008) Metastatic Patterns of Cancers: Results From a Large Autopsy Study. *Archives of Pathology & Laboratory Medicine*: June 2008, Vol. 132, No. 6, pp. 931-939
3) Rahbari *et al.* Metastatic Spread Emerging From Liver Metastases of Colorectal Cancer: Does the Seed Leave the Soil Again? *Annals of Surgery*: February 2016 - Volume 263 - Issue 2 - p 345-352

STRONG RESULTS FROM EXTENSIVE CLINICAL PROGRAM

Consistent positive efficacy and safety in completed studies⁷
Total Program of 9 studies in 286 patients and healthy volunteers



Six Studies Completed ¹⁻⁶
Evaluating safety and efficacy
Totally 127 subjects (2 placebo)
healthy volunteers and patients

Evaluation Before Phase 3
Re-read of efficacy across all studies
Enriched with 68 patients from a
compassionate use program

**New Evaluation (P004A): Orviglance vs.
Gadolinium and Unenhanced**
Re-read of 20 patients with liver metastases,
by 3 blinded, independent readers

Phase 1 & 2

Food Effect Study

Effect of food intake on absorption
and signal intensity (39 subjects)



Hepatic Impairment Study

Effect of liver impairment on the safety,
pharmacokinetics (35 subjects)



Phase 3 Pivotal Study - SPARKLE

Evaluates the safety and efficacy in target
patient population (85 patients)



Phase 3 Program

1) Thomsen HS et al, Acad Radiol 2004; 11: 630-636

2) Thomsen HS et al. Eur Radiol 2007, 17: 273-278

3) Rief M et al. Invest Radiol. 2010; 45: 565-71

4) Brismar TB et al., Eur Radiol 2012; 22:633-41

5) Albiin N et al. MAGMA. 2012; 25:361-368

6) Study CMC-P005, primary objective to study of Orviglance for imaging of bile ducts (not published)

7) Results from Phase 1 and 2 and Food Effect and Hepatic Impairment Studies

PHASE 3 SUCCESSFUL IF 2 OF 3 READERS REACH SIGNIFICANCE

SPARKLE
CLINICAL
STUDY

	Number of patients	Liver lesion types*	Primary endpoint	Image evaluation by readers	Superior to unenhanced	Statistical significance
Orviglance Phase 3 Study SPARKLE	85	Known or Suspected Lesion (Metastases, primary tumors, benign lesions)	Co-primary: Border Delineation Lesion Contrast	Reader 1	?	P<x
				Reader 2	?	P<x
				Reader 3	?	P<x

* Apart from the difference in population heterogeneity, other differences between P004A Re-read and SPARKLE includes e.g., dose and MR hardware/software technology

RE-EVALUATION OF IMAGES REQUIRED TO REACH HEADLINE RESULTS FROM SPARKLE

SPARKLE Phase 3 patient recruitment completed

- Unenhanced and Orvigance enhanced images and other study data are collected from 85 patients
- Common adverse events were in line with previous studies

Re-evaluation of images are required to reach headline results

- As per FDA guidance, a pre-defined number of patients were evaluated twice
- Two of three readers had high intra-reader variability; i.e. scorings are unreliable and cannot be used
- A re-evaluation of all images by new radiology readers is required

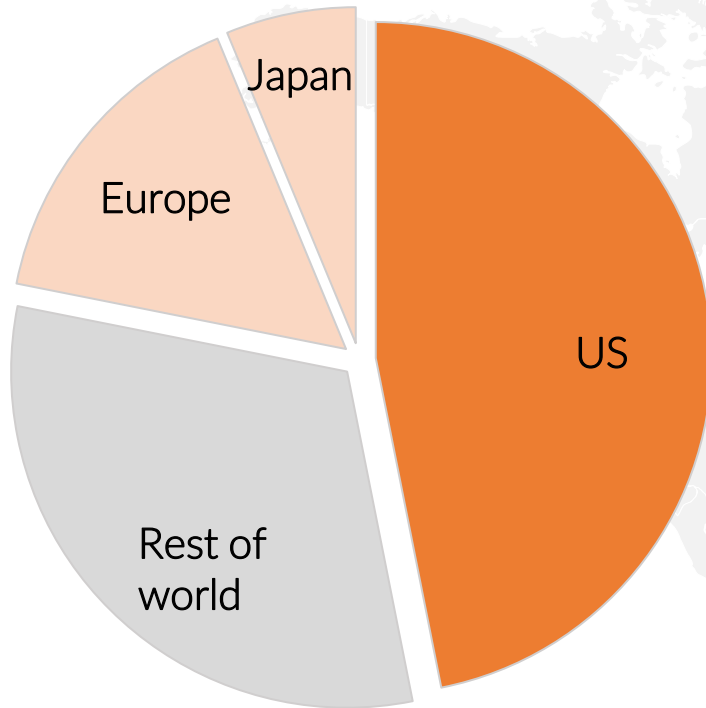




RE-EVALUATION ON TRACK

- All activities and resources are focused on the re-evaluation of SPARKLE images
- Cost-saving initiatives have been taken, including a significant reduction of the organization
- Headline results are expected by May 2024 and with currently available funding

ATTRACTIVE ADDRESSABLE MARKET



Global addressable market of USD 800 million

Well defined unmet need for liver imaging in cancer patients with severe kidney impairment

Attractive pricing and access opportunity based on recognized value proposition¹

Underlying growth driven by prevalence and cancer survival as well as access and quality of care in rest of world markets²

Sources:

Ascelia Pharma market research with Decision Resources Group, 2020.

Ascelia Pharma market access research and analyses with Revenue Reimbursement Solutions and Charles River Associates (2020), Triangle (2022) and Trinity (2022), incl. 75 stakeholder and expert interactions

1) Final pricing strategy is subject to Phase 3 data, payer evidence, negotiations, discounts and access strategy

2) In rest of world markets addressable market patient population incorporates restricted access to care, with market-based assumptions ranging from 10% upwards

ATTRACTIVE US OPPORTUNITY



Abdominal imaging procedures in cancer patients with severe kidney impairment (CKD 4/5/AKI) based on epidemiology and real-world data¹

Pricing range benchmarks based on innovative diagnostics, payer and expert input and price testing^{2, 3}

Volume growth driven by demographics as well as prevalence and long-term care in cancers and kidney disease

~100,000 procedures annually

\$3,000-4,500

4-5% vol. annually

Sources:

- 1) Ascelia Pharma market research with Decision Resources Group, 2020. Literature on prevalence and epidemiology of kidney disease, cancer and liver metastases.
- 2) Ascelia Pharma market access research and analyses with Revenue Reimbursement Solutions and Charles River Associates (2020), Triangle (2022) and Trinity (2022)
- 3) Final pricing strategy is subject to Phase 3 data, payer evidence, negotiations, discounts and access strategy

UNMET NEED RECOGNIZED

NSF* risk
with warnings for target population

+90%



of HCPs are concerned by issues
relating to GBCAs (including NSF)

+16%



of providers have experienced
GBCA-induced NSF

*nephrogenic systemic fibrosis

MOMENTUM FOR AN ALTERNATIVE TO GADOLINIUM

Deposition in brain & organs

concerns around safety for all patients

New safety category recommended for Symptoms Associated with Gadolinium exposure (SAGE), by Am. College of Rad. (2022)

Multiple-GBCA effect on body movement and mental skills study requested by the FDA (ODYSSEY, 2020)

Water contamination

scrutiny of environmental impact

Gadolinium is excreted in urine. Hard to remove in our sewage systems, it is discharged into our environment and drinking water

“The increasing use of gadolinium-based contrast agents (GBCAs) for MRI is leading to widespread contamination of freshwater and drinking water systems”¹

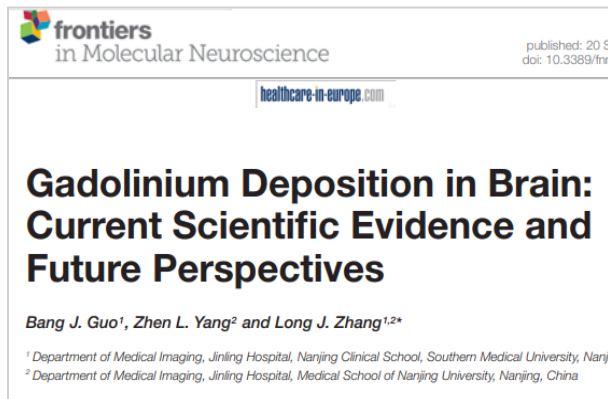
Future with less/no gadolinium

focus of leading gadolinium manufactures

Low dose full-body gadolinium contrast agents

- FDA approved in priority review (gadopiclenol, Guerbet/Bracco 2022)
- Initiation of Phase 3 (gadoquatane, Bayer 2023)

Completion of Phase 1 patient enrollment in full-body IV manganese-based contrast agent (GE HealthCare 2023)



1) Brünjes R. et al. Anthropogenic gadolinium in freshwater and drinking water systems, Water Research, Volume 182, 2020..

Other sources include:

Macke et al. Fast and automated monitoring of gadolinium-based contrast agents in surface waters, Water Research, Volume 207, 2021.

Oluwasola et al. Gadolinium based contrast agents (GBCAs): Uniqueness, aquatic toxicity concerns, and prospective remediation. Journal of Contaminant Hydrology, Volume 250, 2022.

M. Nicholl. Seeking alternatives to gadolinium-based contrast agents. Healthcareineurope.com. July 22022

Bang G. Gadolinium Deposition in Brain: Current Scientific Evidence and Future Perspectives. Mol. Neurosci., 20 September 2018.

EXPANDED COMMERCIALIZATION OPTIONS FOR ORVIGLANCE

Ascelia led commercialization

- Retain **topline**
- Build **strategic capabilities**
- Optimize selected outsourcing **operations**
- **Milestone** based investment approach

Several go-to-market
options available

Partner led commercial operations


- Low Ascelia investment for launch
- Leverage **established** capabilities
- Use global internal **strategic competencies**

Market and opportunity driven



UNCHANGED CONFIDENCE IN ORVIGLANCE

- A well-defined unmet need for liver imaging in cancer patients with poor kidney function
- A global addressable market opportunity of USD 800 million
- Consistent positive efficacy and safety in eight completed Phase 1 and 2 studies
- Patient recruitment and MR image collection for SPARKLE Phase 3 study completed
 - Common adverse events were in line with previous studies
 - Efficacy conclusions from re-evaluation expected by May 2024



ORVIGLANCE®

Liver diagnostic imaging drug

ONCORAL

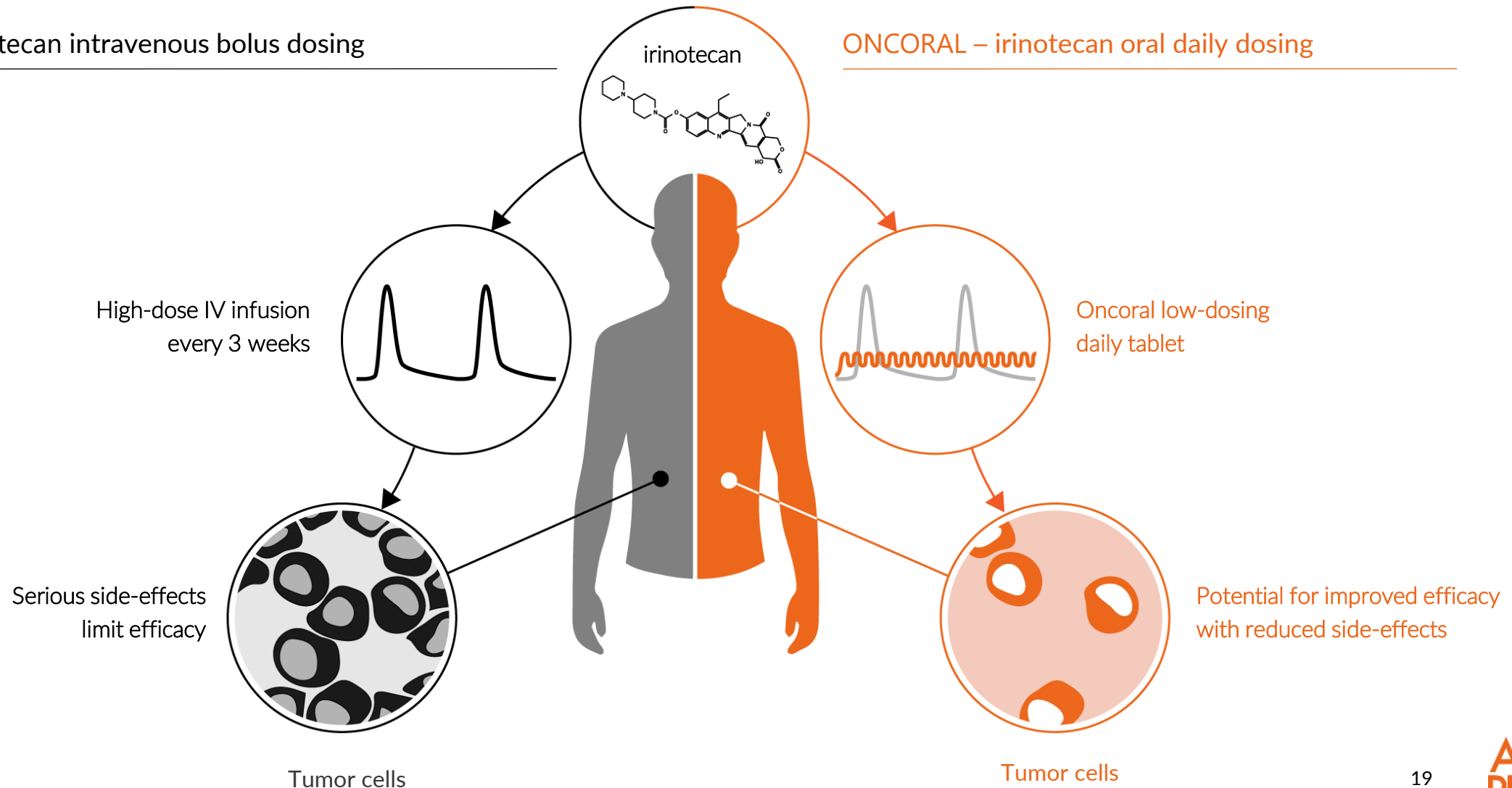
Daily, oral chemotherapy

PORTFOLIO

IMPROVING IRINOTECAN EFFICACY and TOLERABILITY

Irinotecan intravenous bolus dosing

ONCORAL – irinotecan oral daily dosing

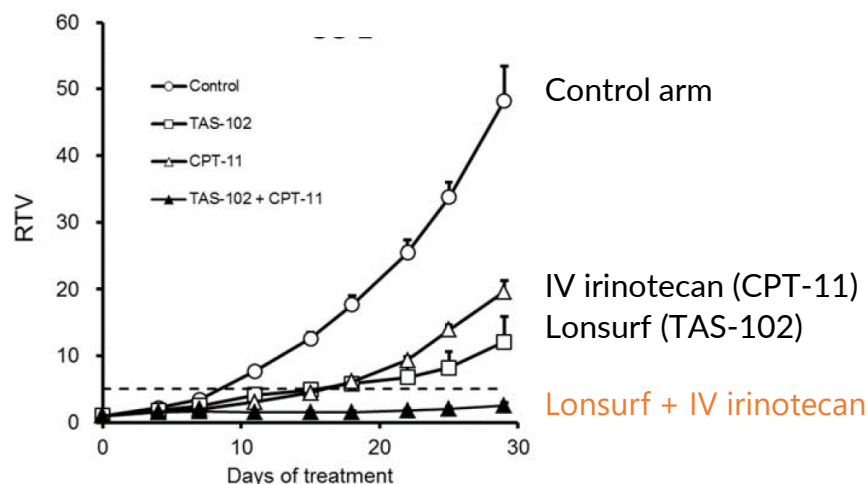


ONCORAL PHASE 2 IN GASTRIC CANCER

STRONG RATIONALE FOR GASTRIC CANCER

- High unmet need and clinically demonstrated
- Potential for synergistic effect between Lonsurf and irinotecan

Efficacy study in an animal model of gastric cancer¹
(Relative Tumor Volume, RTV)



LONSURF AND IRINOTECAN COMBINATION

RANDOMIZED CONTROLLED PHASE 2 STUDY

- ~100 patients with metastatic gastric cancer
- Study arms: Oncoral + Lonsurf vs. Lonsurf
- Endpoints: Progression Free Survival (Primary), Response Rate, PK, Safety (Secondary) and Overall Survival (follow-up)
- IND approved in the US
- To focus all resources on Orvigance, patient enrollment is not initiated until it can be done effectively

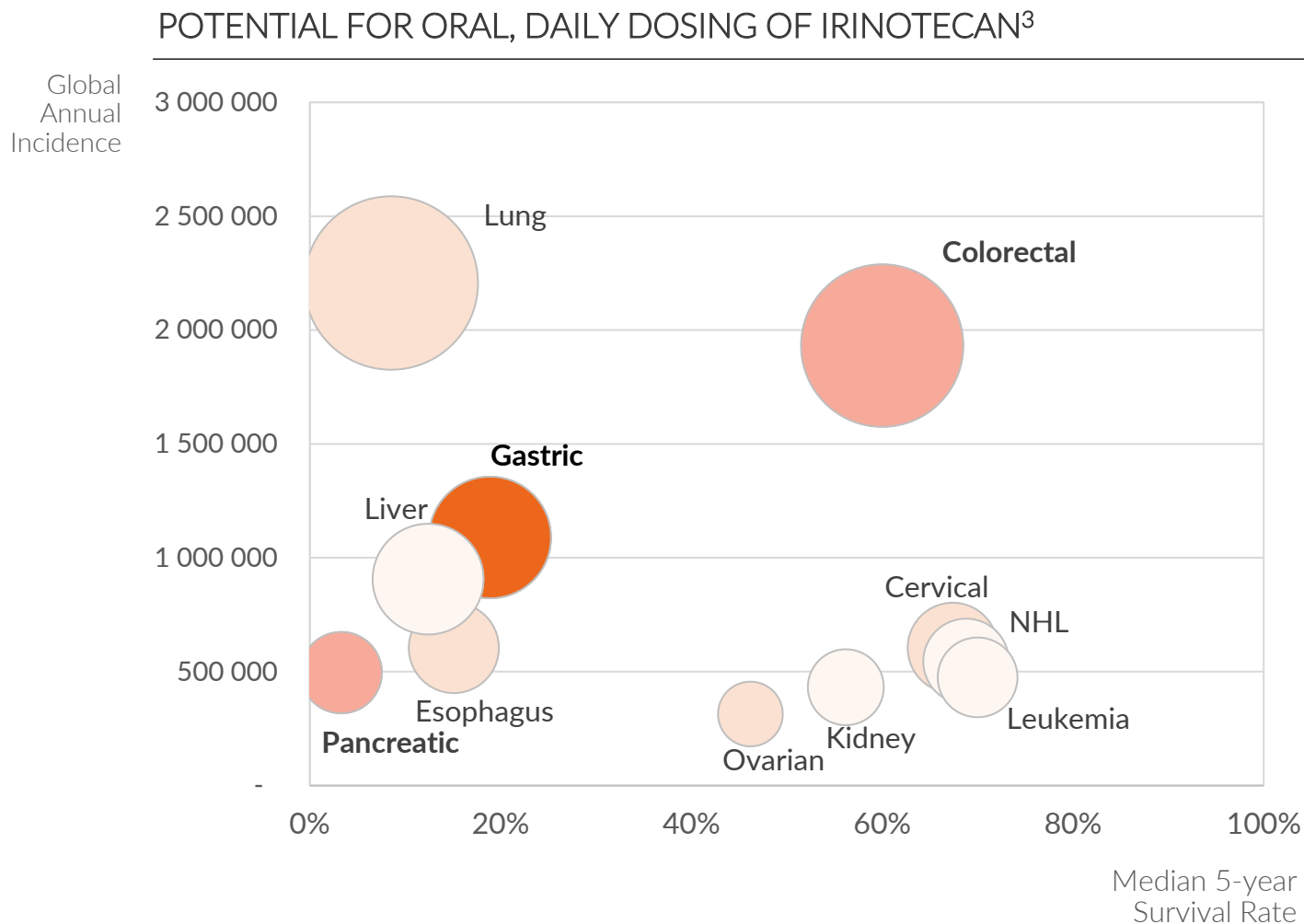
Clinical collaboration with



LONSURF is approved for treatment of metastatic gastric cancer and metastatic colorectal cancer

1) Nukatsuka et al: Combination Chemotherapy Using TAS-102 and Irinotecan Hydrochloride, ANTICANCER RESEARCH 35: 1437-1446 (2015)

HIGH VALUE OPPORTUNITY IN GASTRIC CANCER AND EXPANSION



A WELL-ESTABLISHED CHEMOTHERAPY
with recognized anti-tumor effect in solid tumors

- **Current focus: Gastric cancer**
 - Clinically demonstrated
 - Guidelines recognized
 - 3rd highest cancer deaths¹
 - Orphan disease (US and EU)
 - \$3-4bn market²
- **Approved indications for IV irinotecan**
- **Indications where IV irinotecan are clinically demonstrated & guidelines recognized**
- **Indications where IV irinotecan are clinically demonstrated**

1) International Agency for Research on Cancer (IARC, 2021)

2) GlobalData - Gastric and Gastroesophageal Junction Adenocarcinoma - Global Drug Forecast and Market Analysis to 2024

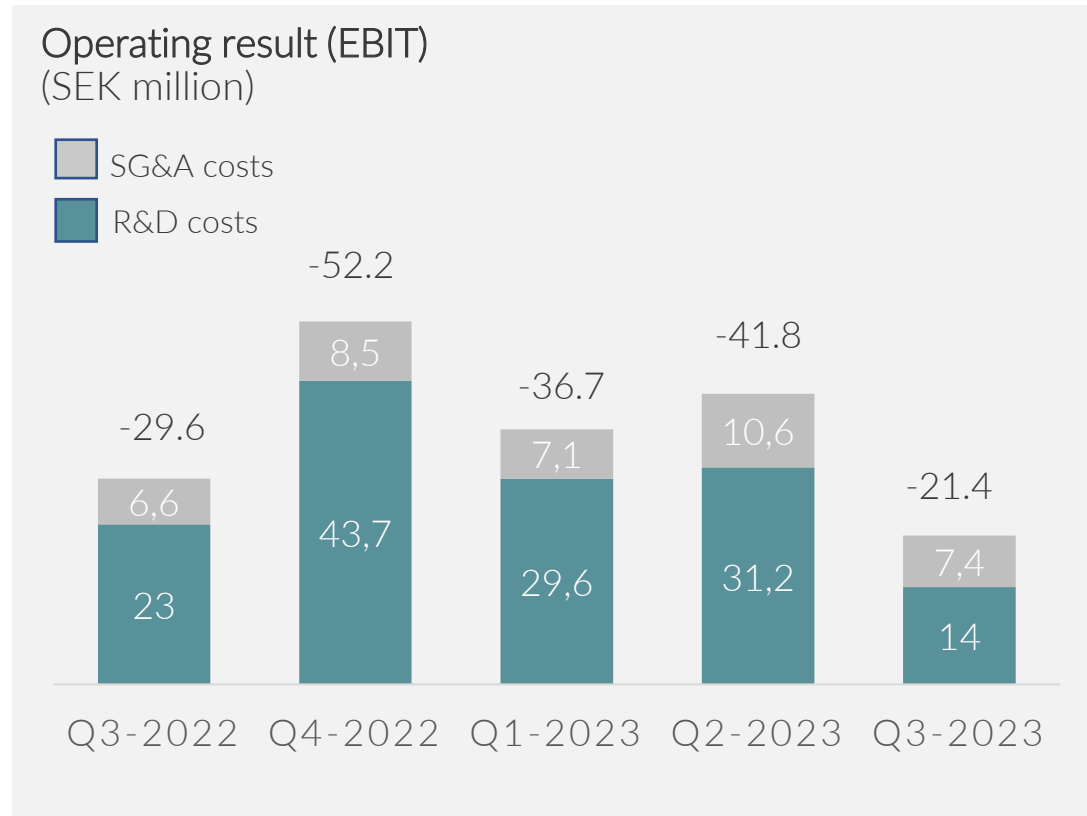
3) Globocan 2020, WHO, Cancer Research UK



FINANCIALS & PRIORITIES

FINANCIAL HIGHLIGHTS Q3 2023 – OPERATING RESULT

- Decreased operating loss in Q3 2023 compared to the loss in Q2 2023 driven by
 - lower activity level for SPARKLE following completion of patient recruitment activities
 - costs for organizational reduction included
- Significantly lower cost level expected going forward driven by:
 - all resources focused on re-evaluation
 - all other activities on hold
 - lower organizational costs



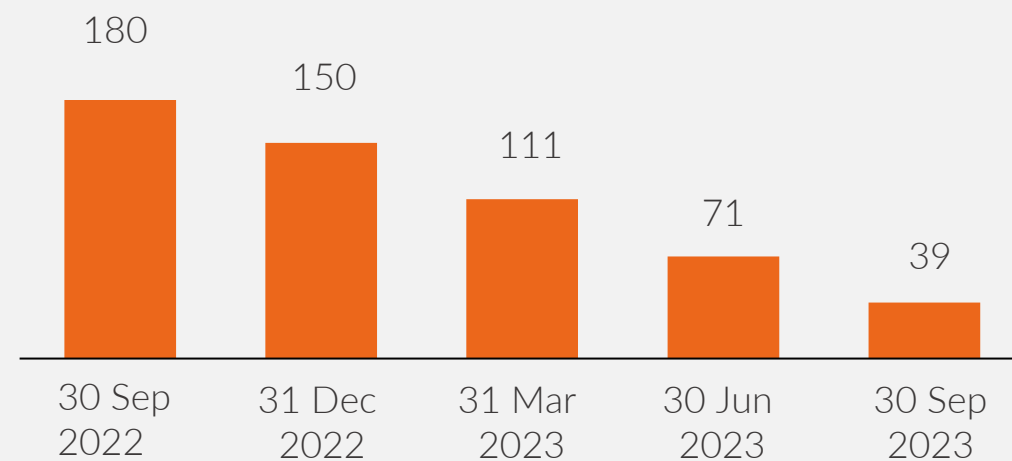
Notes:

1) Other operating income and other operating costs added to SG&A

FINANCIAL HIGHLIGHTS Q3 2023 – LIQUIDITY POSITION

- Liquid assets of 39 MSEK (\$3.6 million) by 30 Sept 2023
- Plan to complete SPARKLE image re-evaluation by May 2024 with currently available funding
 - Activities not related to the re-evaluation are postponed
 - Cost saving initiatives have been implemented, including a significant reduction of the organization
- Additional funding is needed to grow Ascelia beyond headline results. Suitable funding options will be explored in due time

Liquid assets including marketable securities
(SEK million)





UNCHANGED CONFIDENCE IN ORVIGLANCE

ORVIGLANCE – a first-in-class orphan
diagnostic drug targeting \$800m market

- ✓ 3 Mar 2023 SPARKLE Phase 3 LPLV
- ✓ 13 Sept 2023 Focused Plan for Re-Evaluation
- May 2024 SPARKLE Headline Results

Oncoral – Phase 2 ready with attractive potential in
gastric cancer and other solid tumors

ASCELIA PHARMA

ascelia.com



[Follow us on LinkedIn](#)