

# 200 thousand passenger carried in February 2023



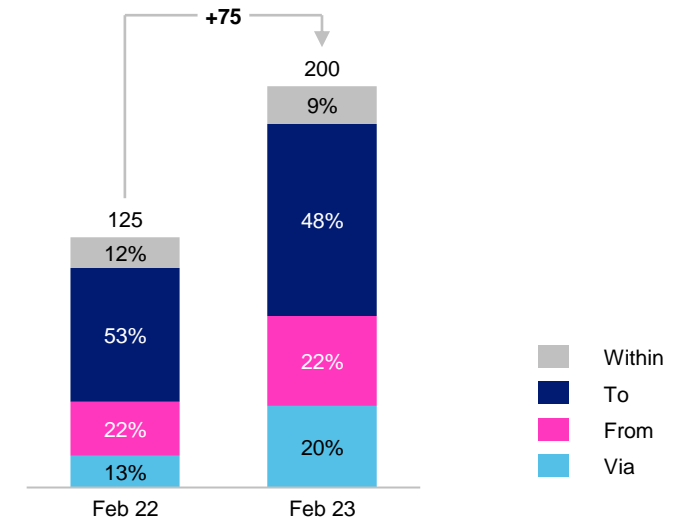
Route Network	Feb 23	Feb 22	Chg (%)	YTD 23	YTD 22	Chg (%)
Number of Passengers:	200,067	124,840	60%	410,077	238,243	72%
To	95,791	66,677	44%	170,675	112,170	52%
From	44,818	27,019	66%	92,349	51,802	78%
Via	40,693	15,797	158%	110,068	47,405	132%
Within	18,764	15,347	22%	36,984	26,866	38%
ASK (million)	690	486	42%	1,487	1,020	46%
RPK (million)	527	322	64%	1,122	641	75%
Load Factor	76.5%	66.4%	10.1 ppt	75.4%	62.8%	12.6 ppt
OTP (Arrivals)	72.0%	61.7%	10.3 ppt	75.0%	66.0%	9.0 ppt
Stage length (KM)	2,635	2,680	-2%	2,698	2,763	-2%

Cargo & Leasing	Feb 23	Feb 22	Chg (%)	YTD 23	YTD 22	Chg (%)
Sold BH - Leasing	1,289	1,399	-8%	2,340	2,482	-6%
FTK (thousand) - cargo	13,849	10,189	36%	27,683	20,789	33%

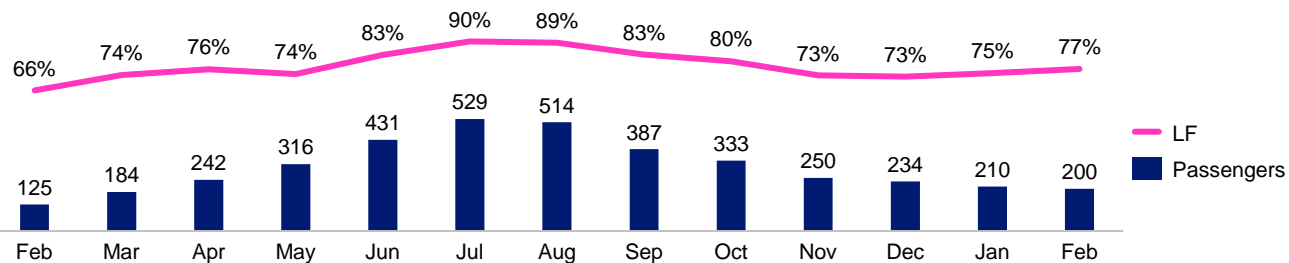
CO2 Emissions	Feb 23	Feb 22	Chg (%)	YTD 23	YTD 22	Chg (%)
Total CO2 <sup>1</sup> tons	53,431	39,377	36%	736,063	80,847	810%
CO2 per OTK	0.79	0.91	-13%	0.81	0.97	-17%

## Passenger mix

Absolut figures in thousands

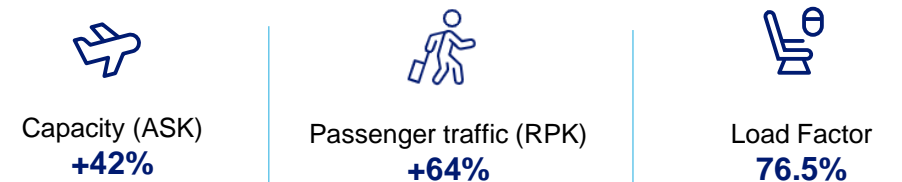


## Passengers and load factor 12 month rolling



## Route network highlights

Monthly change year on year



<sup>1</sup> CO2 is an estimate

# Glossary

## Icelandair route network serves four passenger markets:

### To

Passenger visiting Iceland

### From

Passengers originating in Iceland visiting destinations outside of Iceland

### Via

Passengers traveling across the Atlantic connecting in Iceland

### Within

Passengers traveling solely within Iceland

### ASK

Available seat kilometers, the total number of seats available on scheduled flights multiplied by the number of kilometers the seats were flown

### RPK

Revenue passenger kilometers, the number of revenue passengers carried on scheduled flights multiplied by the number of kilometers the seats were flown

### LF

Passenger load factor, calculated by dividing RPK by ASK

### OTP

Arrival on time performance, flights arriving within 15 minutes of scheduled arrival time. OTP is calculated by dividing arrivals that arrive within 15 minutes of scheduled arrival time with the total number of arrivals

### Stage length

The distance flown from takeoff to landing in a single leg

### BH

Block hours - the time computed from the moment the blocks are removed from the wheels of the aircraft until they are replaced at the next point of landing

### FTK

Freight Tonne Kilometers – the equivalent of RPK for freight – one FTK is one metric tonne of revenue load, carried one kilometer

### OTK

CO2 emitted by moving one payload tonne one kilometer

