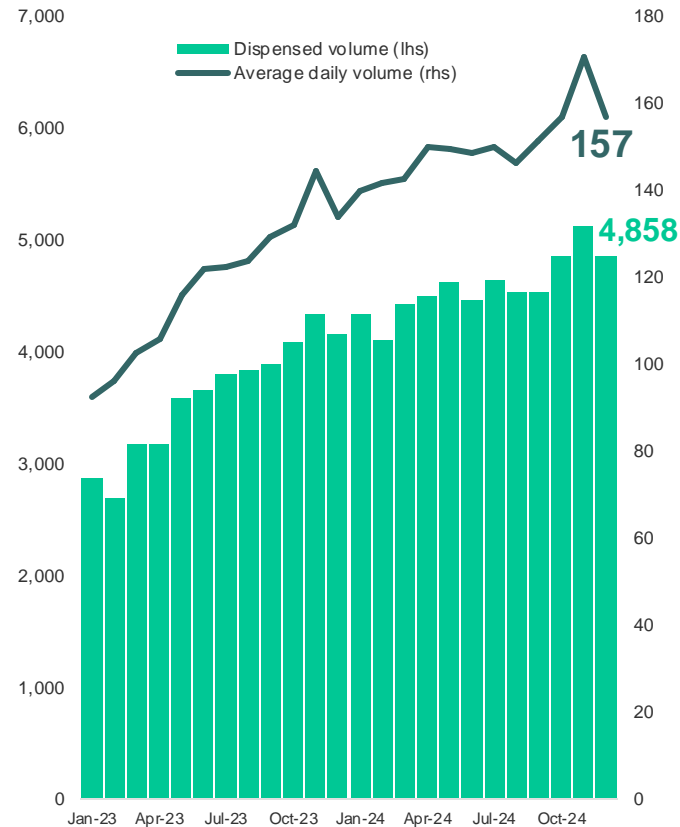


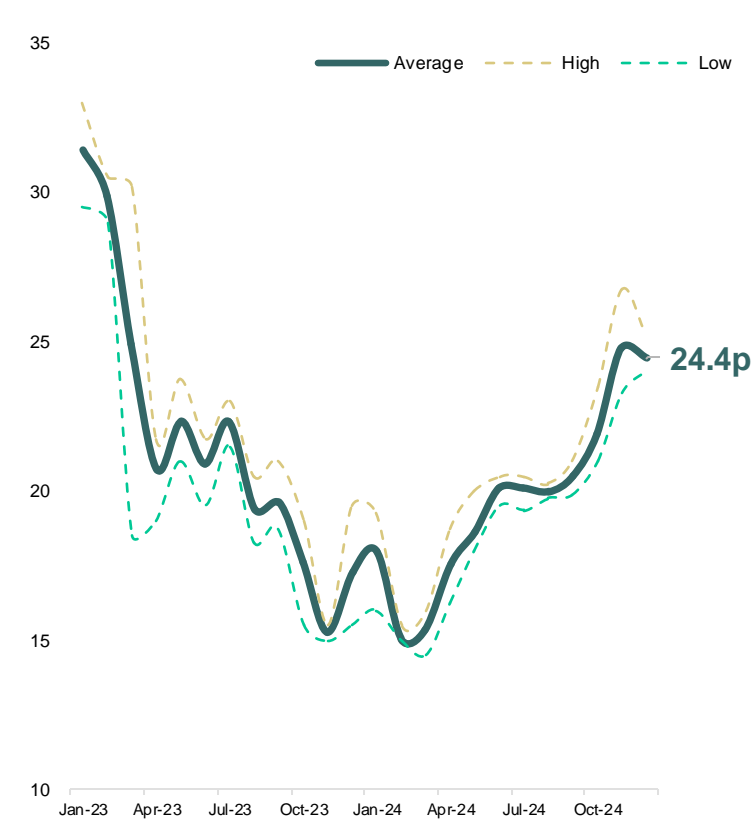
Biomethane station data December 2024




Dispensed volumes (tonnes)



Monthly avg. RTFC prices (pence/RTFC)¹



 **15**
refuelling stations
across the UK

 **100%**
Bio-CNG station
availability

Operational figures	Dec 24	Dec 23	Change
Total dispensed volume (tonnes)	4,858	4,154	17%
Average dispensed volume daily (tonnes)	157	134	17%
Average no. of vehicles daily	1,944	1,617	20%
Annualized run-rate ²	57,195	48,904	17%
No. of operational stations	15	12	25%
RTFC price (average)	24.4	17.3	41%

² Average daily dispensed volume x 365 days

¹ Oct-Sep represents the same year's Non-Crop (NC) prices before switching to next year's NC prices again from October, i.e. Oct'24 represents 2025 NC RTFC prices, but Sep'24 represents 2024 NC RTFC prices. ReFuels expects to have sold all RTFCs generated in 2024 by the latest in Jan/Feb 2025. All prices are based on the transfer and payment of RTFCs during Q1 the year after the obligation year ends, i.e. 2025 RTFCs are transferred and paid during Q1 '26. Earlier transfers and payment of RTFCs usually result in a 0.1p/RTFC/month discount.