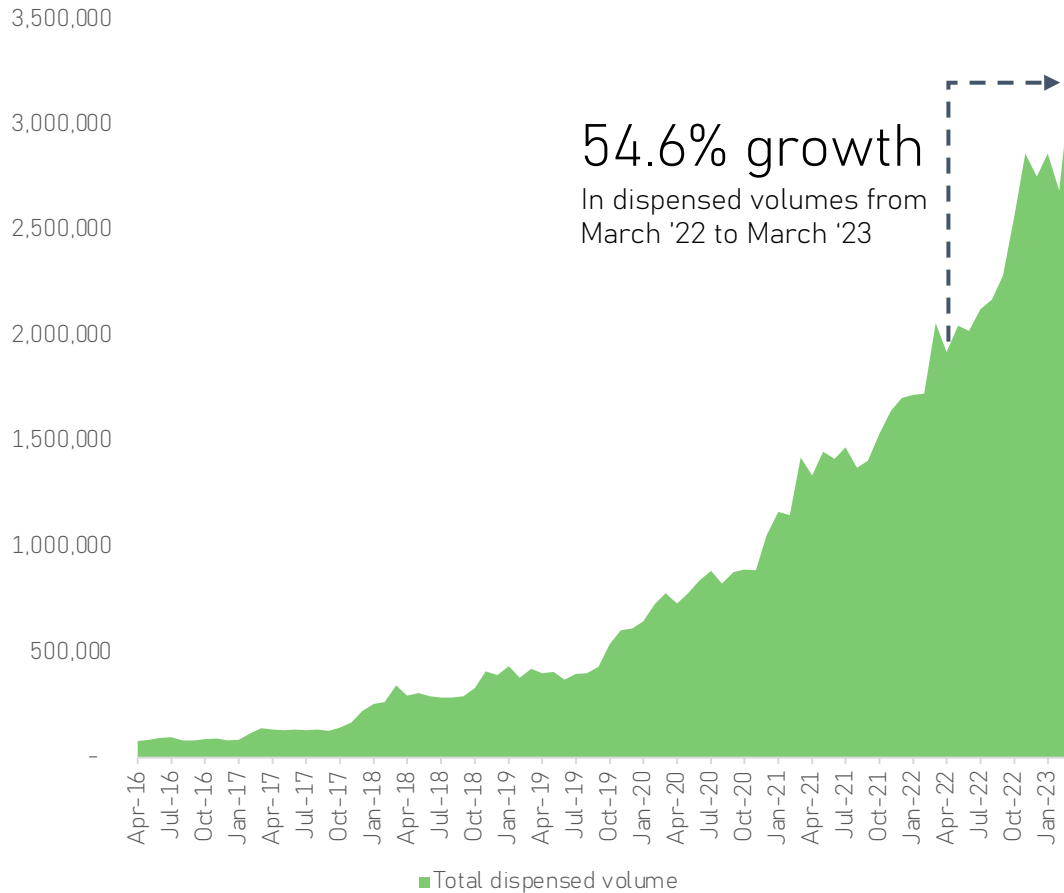
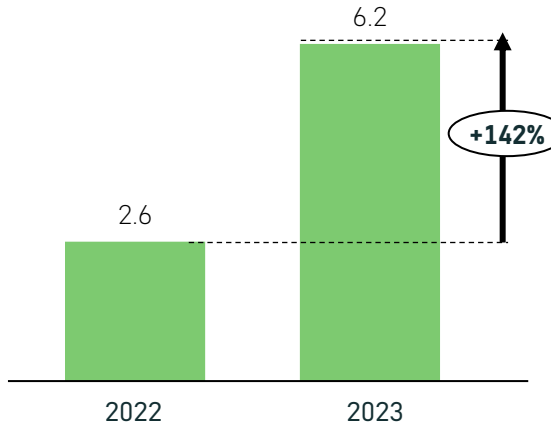


# REFUELS EARNINGS UPDATE FY'23<sup>1</sup>

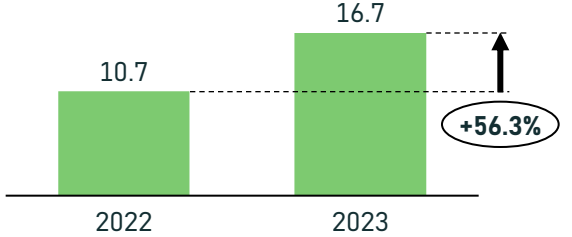
Monthly dispensed volume (kg)



Adjusted EBITDA FY'22 vs FY'23 (GBP million)



Gross profit FY'22 vs FY'23 (GBP million)



102.7 tonnes  
Average daily dispensed volumes in  
March '23

>1,250  
Vehicles used our stations  
(3 months rolling average March '23)

100%  
Bio-CNG station availability

Operational figures	FY'23	FY'22	Change
Total dispensed volume (tonnes)	29,489	18,837	56.6%
RTFCs sold (million)	112.06	72.42	54.7%
GHG emissions saved (tonnes)	>120,000	>80,000	50%
No. of operational stations at year end	10	8	25%

1. ReFuels N.V. Unaudited Consolidated Group Pro Forma financial performance for the financial year ending 31 March 2023, consisting of CNG Fuels Ltd and Renewable Transport Fuel Services Limited (RTFS)