

In **March**, Norwegian's capacity was 13% higher than March last year and 25% higher compared to the previous month. The load factor was 81.1%, down 3.9 p.p. from the same period last year. On average, Norwegian operated **77 aircraft** during March.

Compared to the same period last year:

ASK:
2,770m

Total capacity (ASK)
increased 13%

RPK:
2,245m

Total passenger traffic (RPK)
increased 8%

CO₂ 

74 grams per RPK, 2.9% higher CO₂

Load Factor

81.1%

Load factor this month
decreased 3.9 p.p.



Total number of passengers was
1,587,550, an increase of **3%**

TRAFFIC DEVELOPMENT

March	Mar-25	Mar-24	Change
ASK (million)	2,770	2,441	13 %
RPK (million)	2,245	2,075	8 %
Load factor	81.1%	85.0 %	-3.9 p.p.
Passengers	1,587,550	1,544,289	3 %
March	Mar-25	Mar-24	Change
Traffic 12-month rolling			
ASK (million)	37,554	32,493	16 %
RPK (million)	31,744	27,766	14 %
Load factor	84.5 %	85.5 %	-0.9 p.p.
Passengers	22,819,170	20,784,737	10 %

PASSENGER REVENUES (ESTIMATE)

March	Mar-25	Mar-24	Change
Yield – total	0.79	0.92	-14 %
Unit revenue – total	0.64	0.78	-18 %

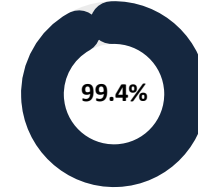
OPERATING PERFORMANCE

March	Mar-25	Mar-24	Change
Regularity	99.4 %	99.6 %	-0.2 p.p.
Punctuality	88.1 %	86.7 %	1.4 p.p.
CO ₂ per RPK	74 g	72 g	2.9 %

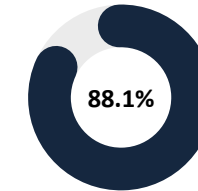
OPERATING PERFORMANCE



Avg. flying distance **1,313 km, 7% increase** from last year



Scheduled flights that operated this month



Flights that departed on time this month

FUEL HEDGE POSITIONS

Norwegian has hedged jet fuel for the following volume and price as per month-end:

	Volume (mt)	Price (USD/mt)
Q1 2025	76,650	785
Q2 2025	111,850	770
2H 2025	205,200	757
2026	90,050	735
2027	4,300	692

In **March**, Widerøe's capacity was 9% higher than March last year and 13% higher compared to the previous month. The load factor was 70.7%, up 0.3 p.p. from the same period last year.

Compared to the same period last year:

ASK:
168m

Total capacity (ASK)
increased 9%

RPK:
119m

Total passenger traffic (RPK)
increased 9%

CO₂ ↓

31 kg per seat, 1.4% higher CO₂

Load Factor

70.7%

Load factor this month
increased 0.3 p.p.



Total number of passengers was
328,385, an increase of **19%**

TRAFFIC DEVELOPMENT

March	Mar-25	Mar-24	Change
ASK (million)	168	155	9 %
RPK (million)	119	109	9 %
Load factor	70.7 %	70.4 %	0.3 p.p.
Passengers	328,385	276,413	19 %
March	Mar-25	Mar-24	Change
ASK (million)	2,102	2,069	2 %
RPK (million)	1,532	1,417	8 %
Load factor	72.9 %	68.5 %	4.4 p.p.
Passengers	3,929,914	3,452,632	14 %

PASSENGER REVENUES (ESTIMATE)

March	Mar-25	Mar-24	Change
Yield – total	4.69	4.12	14 %
Unit revenue – total	3.32	2.90	14 %

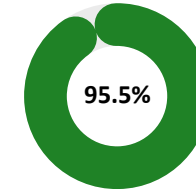
OPERATING PERFORMANCE

March	Mar-25	Mar-24	Change
Regularity	95.5 %	97.6 %	-2.1 p.p.
Punctuality	80.7 %	89.4 %	-8.7 p.p.
CO ₂ per seat	31.5 kg	31.1 kg	1.4 %

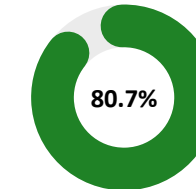
OPERATING PERFORMANCE



Avg. flying distance **264 km, unchanged** from last year



Scheduled flights that operated this month



Flights that departed on time this month

FUEL HEDGE POSITIONS

Widerøe has hedged jet fuel for the following volume and price as per month-end:

	Volume (mt)	Price (NOK/mt)
Q1 2025	8,650	7,760
Q2 2025	10,000	8,379
H2 2025	21,450	8,287
2026	25,950	8,093
2027	16,500	8,158
2028	3,150	7,869

ITEM	DESCRIPTION
ASK	Available seat kilometres. Number of available passenger seats multiplied by flight distance
CO2 per RPK	Amount of CO ₂ emissions divided by RPK
CO2 per seat	Amount of CO ₂ emissions divided by available seats
Load Factor	RPK divided by ASK. A measure of utilisation of available seats
Punctuality	Share of flights departing on schedule
Regularity	Share of scheduled flights taking place
RPK	Revenue passenger kilometres. Number of sold seats multiplied by flight distance
Yield – total revenue	Passenger ticket revenue and flight related ancillary revenue divided by RPK. A measure of average passenger revenue per kilometre. Includes compensation for PSO routes for Widerøe Flyveselskap
Unit revenue – total	Passenger ticket revenue and flight related ancillary revenue divided by ASK. A measure of average passenger revenue per available seat kilometre. Includes compensation for PSO routes for Widerøe Flyveselskap