


1Q 2025

Everything within Reach

Quarterly Consolidated Presentation

Sustainable access to ocean space



Jostein Alendal, CEO | Birgitte Wendelbo Johansen, CFO | 08 May 2025

Find out more at reachsubsea.com

REACH
SUBSEA

Disclaimer

IMPORTANT – You must read the following before continuing. The following applies to this document, the oral presentation of the information in this document by Reach Subsea ASA (the "Company") or any person on behalf of the Company, and any question-and-answer session that follows the oral presentation (collectively, the "Information"). In accessing the Information, you agree to be bound by the following terms and conditions.

The Information does not constitute or form part of and should not be construed as an offer or the solicitation of an offer to subscribe for or purchase shares or other securities of the Company, and nothing contained therein shall form the basis of or be relied on in connection with any contract or commitment whatsoever, nor does it constitute a recommendation regarding such shares or other securities. Any shares or other securities of the Company may not be offered or sold in the United States or any other jurisdiction where such a registration would be required unless so registered, or an exemption from the registration requirements of the U.S. Securities Act of 1933, as amended, or other applicable laws and regulations is available. The Information is not directed to, or intended for distribution to or use by, any person or entity that is a citizen or resident of, or located in, any locality, state, country or other jurisdiction where such distribution or use would be contrary to law or regulation or which would require any registration or licensing within such jurisdiction. The Information is not for publication, release or distribution in any jurisdiction in which offers or sales would be prohibited by applicable law.

The Information has been prepared by the Company, and no other party accepts any responsibility whatsoever, or makes any representation or warranty, express or implied, for the contents of the Information, including its accuracy, completeness or verification or for any other statement made or purported to be made in connection with the Company and nothing in this document or at this presentation shall be relied upon as a promise or representation in this respect, whether as to the past or the future.

The Information contains forward-looking statements. All statements other than statements of historical fact included in the Information are forward-looking statements. Forward-looking statements give the Company's current expectations and projections relating to its financial condition, results of operations, plans, objectives, future performance and business. These statements may include, without limitation, any statements preceded by, followed by or including words such as "target", "ambition", "outlook", "believe", "expect", "aim", "intend", "may", "anticipate", "estimate", "plan", "project", "will", "can", "have", "likely", "should", "would", "could" and other words and terms of similar meaning or the negative thereof. Such forward-looking statements involve known and unknown risks, uncertainties and other important factors beyond the Company's control that could cause the Company's actual results, performance or achievements to be materially different from the expected results, performance or achievements expressed or implied by such forward-looking statements. Such forward-looking statements are based on numerous assumptions regarding the Company's present and

future business strategies and the environment in which it will operate in the future. Furthermore, information about past performance given in this Information is given for illustrative purposes only and should not be relied upon as, and is not, an indication of future performance.

No representation, warranty or undertaking, express or implied, is made as to, and no reliance should be placed on, the fairness, accuracy, completeness or correctness of the Information or the opinions contained therein, and no liability whatsoever is accepted as to any errors, omissions or misstatements contained herein, and, accordingly, neither the Company nor any of its parent or subsidiary undertakings or any such person's officers or employees accepts any liability whatsoever arising directly or indirectly from the use of this document. The Information has not been independently verified and will not be updated. The Information, including but not limited to forward-looking statements, applies only as of the date of this document and is not intended to give any assurances as to future results. The Company expressly disclaims any obligation or undertaking to disseminate any updates or revisions to the Information, including any financial data or forward-looking statements, and will not publicly release any revisions it may make to the Information that may result from any change in the Company's expectations, any change in events, conditions or circumstances on which these forward-looking statements are based, or other events or circumstances arising after the date of this document.

This presentation contains statistics, data, statements and other information relating to the group's markets and the industry in which it operates. Where such information has been derived from third-party sources, such sources have been identified herein. In addition, the Company has been named as a source for certain market and industry statements included in this presentation. Such "Company information" reflects the Company's views based on one or more sources available to it (some of which are not publicly available, but can be obtained against payment), including data compiled by professional organisations, consultants and analysts and information otherwise obtained from other third-party sources.

By reviewing this information, you acknowledge that you will be solely responsible for your own assessment of the market and the market position of the Company and that you will conduct your own analysis and be solely responsible for forming your own view of the potential future performance of the businesses of the Company. This Information must be read in conjunction with the recent financial reports of the Company and the disclosures therein

This Information shall be governed by Norwegian law, and any disputes relating to hereto is subject to the sole and exclusive jurisdiction of Norwegian courts.

Reach Subsea confirming steady progress

All time high 1Q revenue and profitability driven by growth, strong market conditions and successful project execution.

Revenue for 1Q2025 was NOK 698.7 million (NOK 575.3 million).

EBIT for 1Q2025 was NOK 68.2 million (NOK 28.7 million), while pre-tax result was NOK 67.2 million (NOK -8.9 million).

Strong outlook as evidenced by a steady backlog of NOK 1.3 billion and tender volume of NOK 10.0 billion.

NOK 699 million

Revenue 1Q 2025

NOK 68 million

EBIT 1Q 2025

NOK 1 300 million

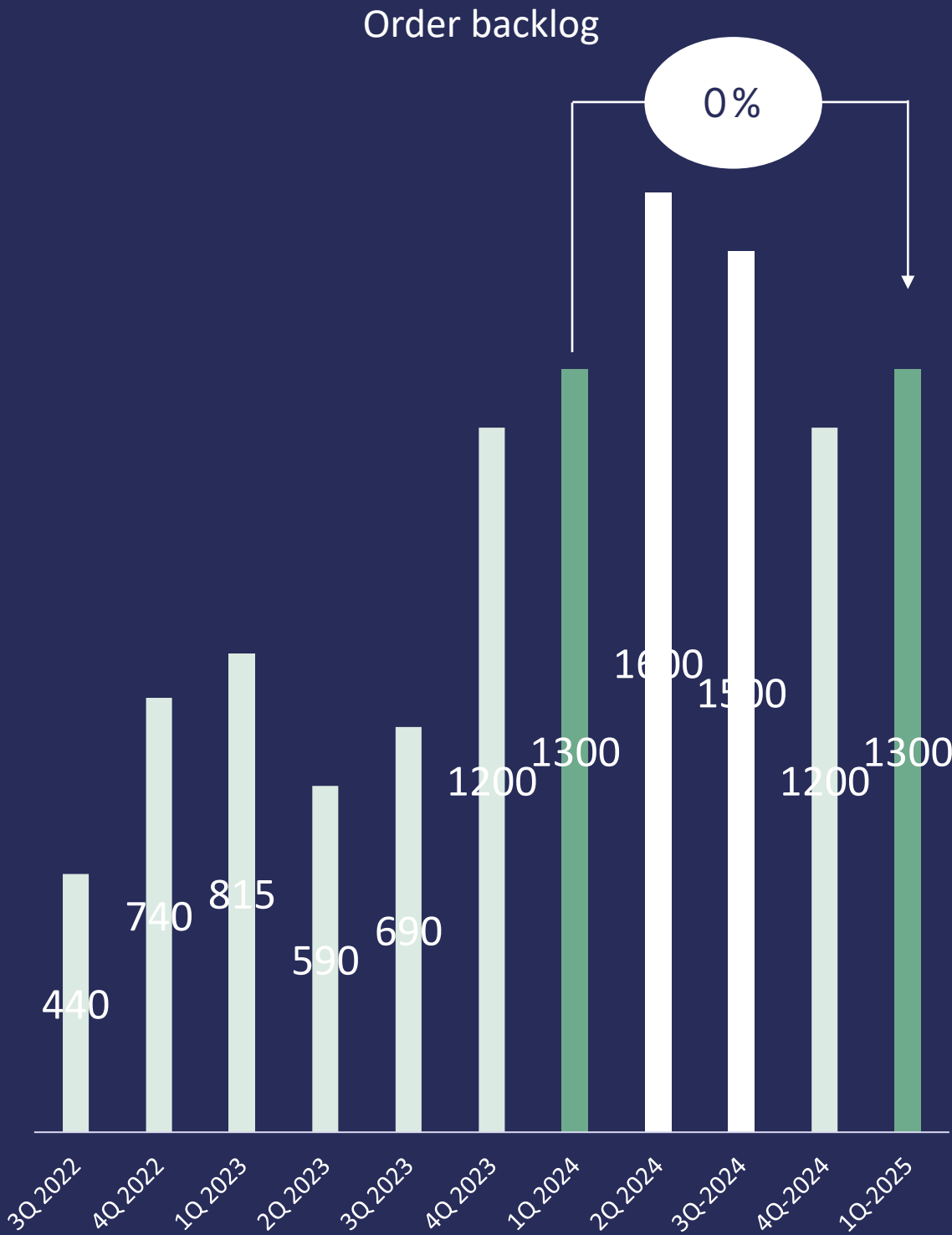
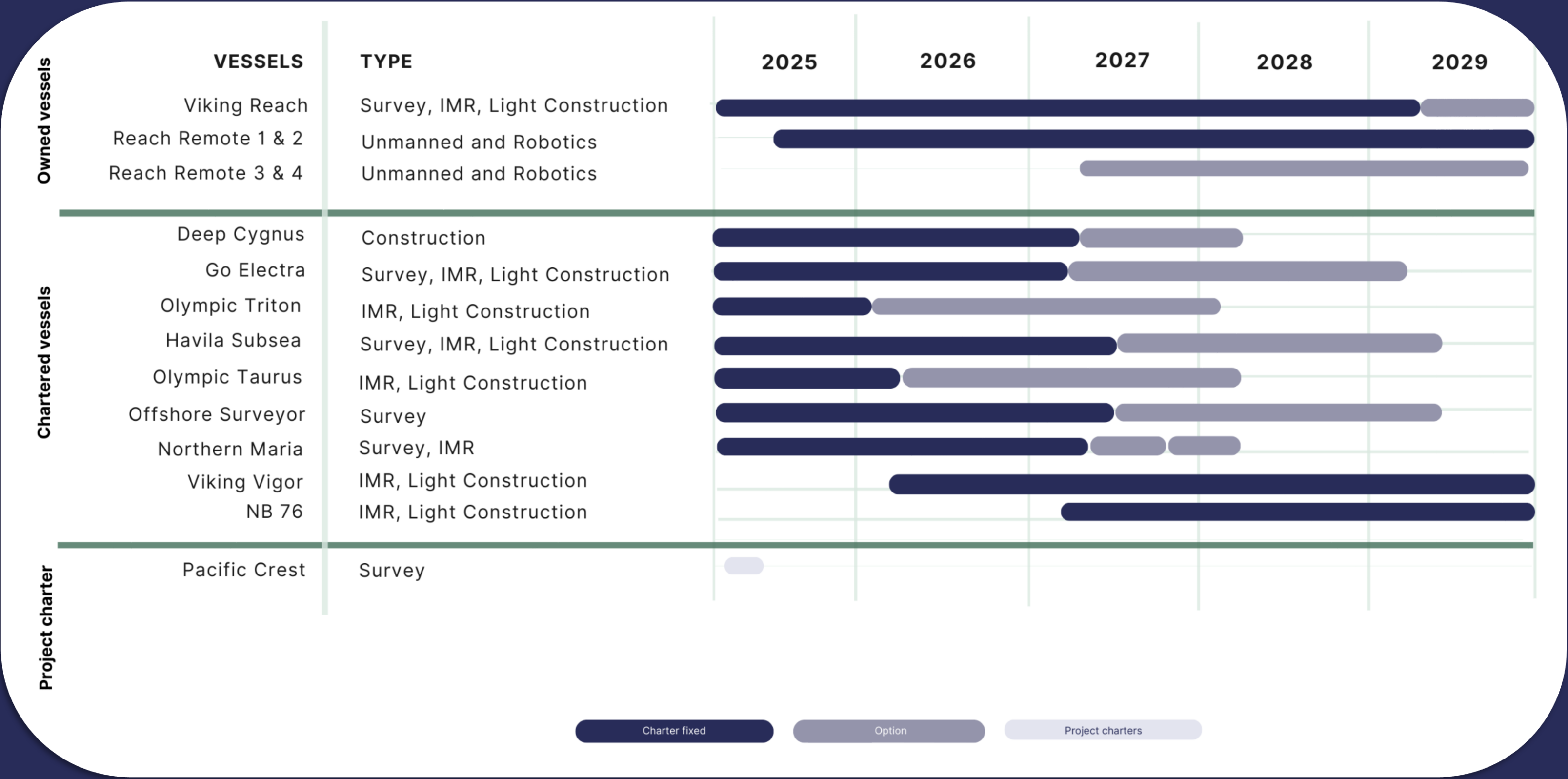
Order backlog

NOK 10 billion

Tender volume



Vessel capacity for long-term growth



*Does not include options and expected call- off extensions under frame agreements

Outstanding tender volume NOK 10 billion (NOK 10 billion)

Entire fleet equipped to deliver enhanced services, enabling continued growth.

Keeping the fleet busy: Strong utilisation across vessels



Viking Reach
Survey, IMR and Light Construction Vessel



Havila Subsea
Survey, IMR and Light Construction Vessel



Deep Cygnus
Construction Vessel



Go Electra
Survey, IMR and Light Construction Vessel



Olympic Triton
IMR and Light Construction Vessel



Northern Maria
Survey and IMR Vessel



Olympic Taurus
IMR and Light Construction Vessel



Offshore Surveyor
Survey Vessel

The progress for Reach Remote 1 & 2



Pilot program Joint Industry Project


Proving the capabilities of the vessel

- Seabed mapping
- Pipeline inspection
- Subsea structure inspection
- ROV intervention
- Reservoir modelling by gravimetry measurements

Highlights 1Q




Delivery of Reach Remote 1



ROV Installation and Testing



Reach Horizon



Reach Remote 2

Reach Remote



Film clips – a summary of the Reach Remote 1 pilot phase.

Q1 2025 Highlights



- Strong 1Q quarter leveraged by global operations
- 1Q revenue at NOK 699 million
- Order backlog remaining strong at NOK 1.3 billion



Revenue
NOK 699 million (NOK 575 million)



EBIT
NOK 68 million (NOK 29 million)



Pre-tax profit
NOK 67 million (NOK -9 million)



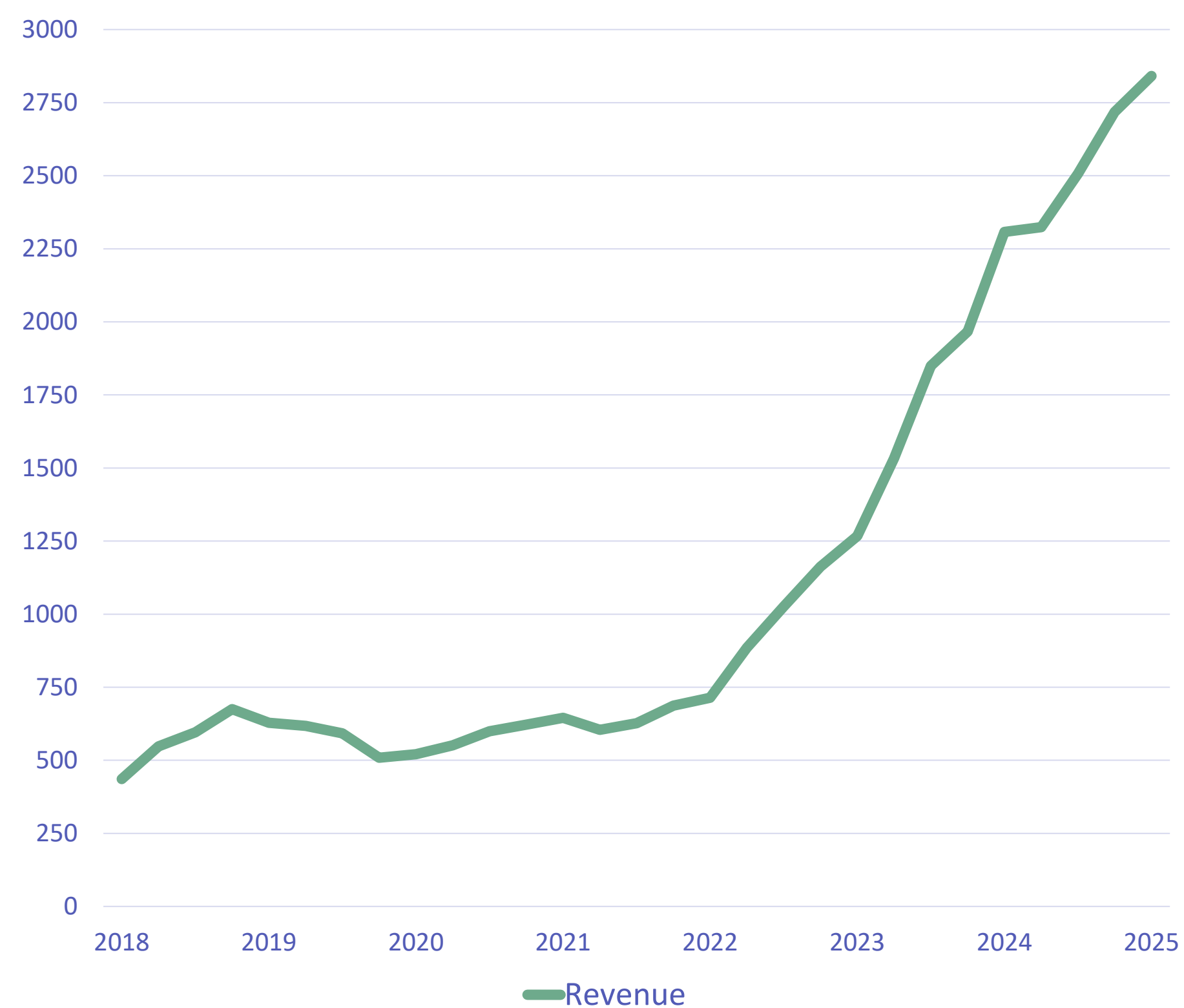
Cash and cash equivalents
NOK 327 million (NOK 201 million)



Cash positive position; net interest-bearing debt, excl IFRS 16
leases negative NOK 117 million (negative NOK 107 million)

Revenue and EBIT growing to record levels

Rolling 12-month Revenue (MNOK)



Rolling 12-month EBIT and Pre-tax profit (MNOK)



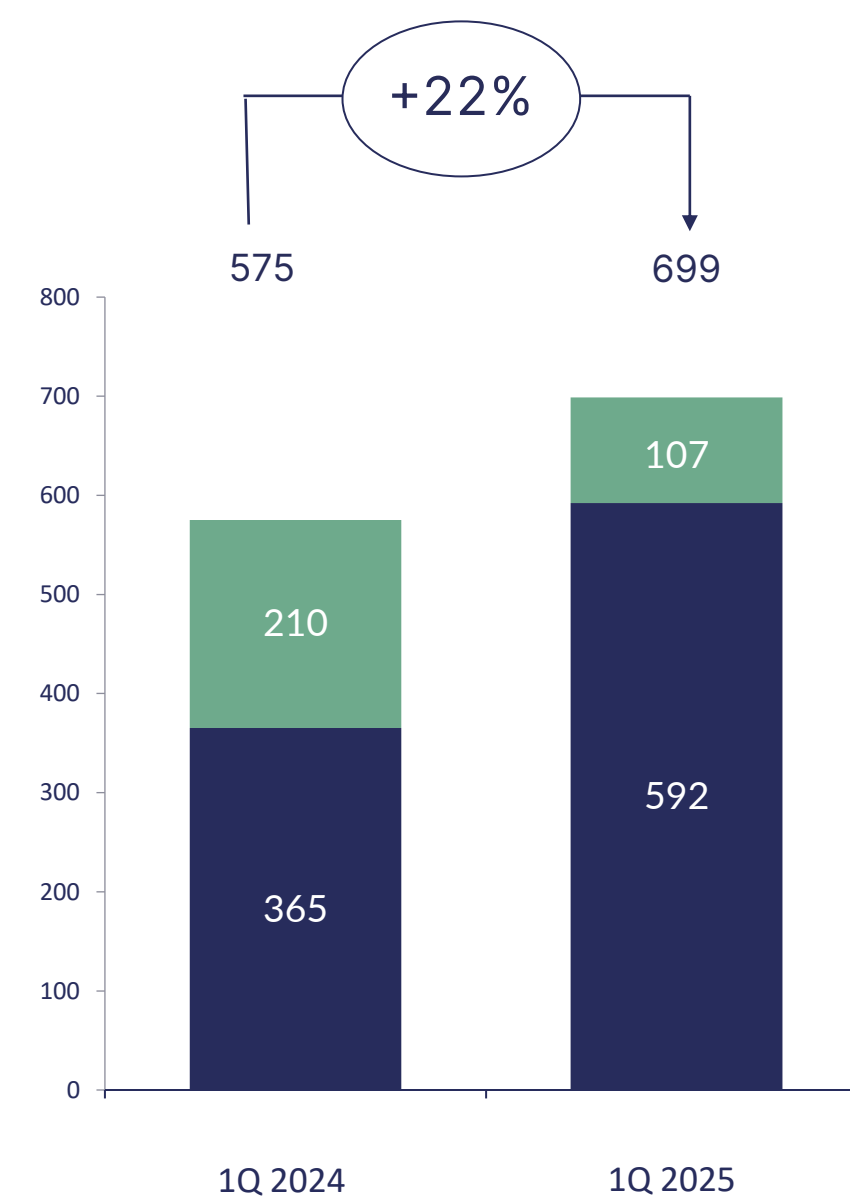
*Excluding a 29,8 MNOK one-off effect from sale of one ROV in 2Q-2023.

1Q 2025 Key developments

Revenue mix by sector



Revenue mix by segment



Revenue mix by geography



Oil and gas
Renewables and others

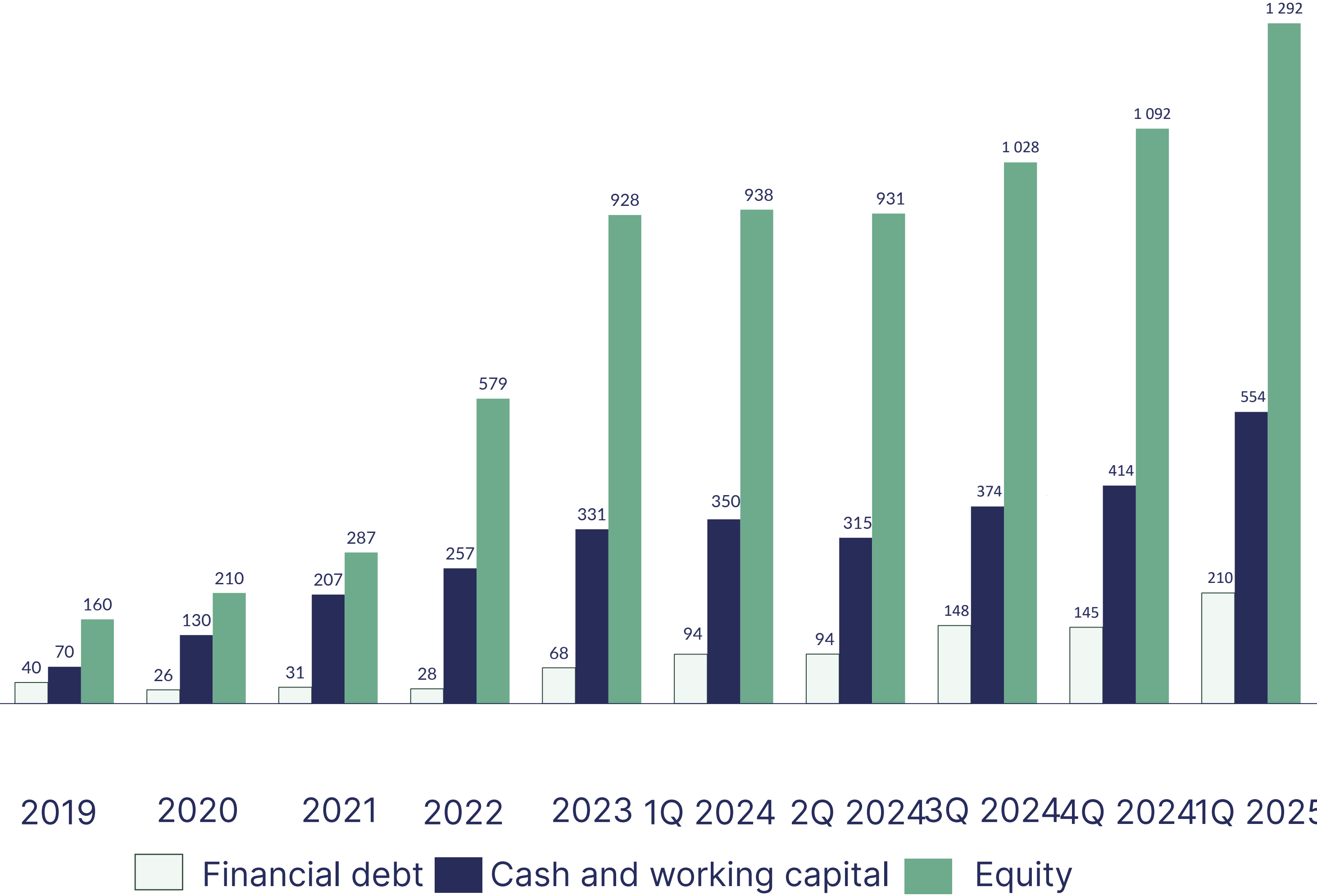
Data
Solutions

Norway
Europe
Americas
Other

- 22 percent revenue increase for the quarter driven by
 - Increased number of project days
 - Higher pricing
 - Integrated, full service scope
- Solid growth in oil & gas sector and solutions.

Positioned for growth

Solid financial position (MNOK)



- Strong liquidity and equity positions
- Capital increase from Warrants being exercised into new shares.
- Well-positioned for further investments in Reach Remote and technology updates

Sustainability in REACH

Environment

Increase proportion of fleet classified as unmanned/modern

Achieved

Ensure operational maturity of remote services

Achieved

Zero major spills of hazardous materials to the sea

Achieved

Work more systematically with nature-related risks and impacts

Ongoing

Social

Lost time incidents (LTI) at 0 (INCA benchmark)

Achieved

Zero work-related injuries (IMCA benchmark)

Achieved

Maintain personnel turnover below industry average

Achieved

Establish Reach Academy

Ongoing

Internal procurement audit compliant with RS Transparency Act procedure

Achieved

Governance

Strong corruption and bribery resilience

Achieved

Enhance cybersecurity resilience

Achieved

Begin the process for ISO27001 certification

Ongoing

Summary

Positioned for continued growth

ATTRACTIVE MARKET OUTLOOK

Well-positioned in a dynamic market, navigating uncertainty with adaptability. Growing demand across industries.

POSITIONED FOR GROWTH

Expanded service offerings, long-term vessel capacity, and a global footprint. Focus on scaling remote operations, fleet upgrades, and tapping into emerging subsea sectors.

STRONG MARGINS

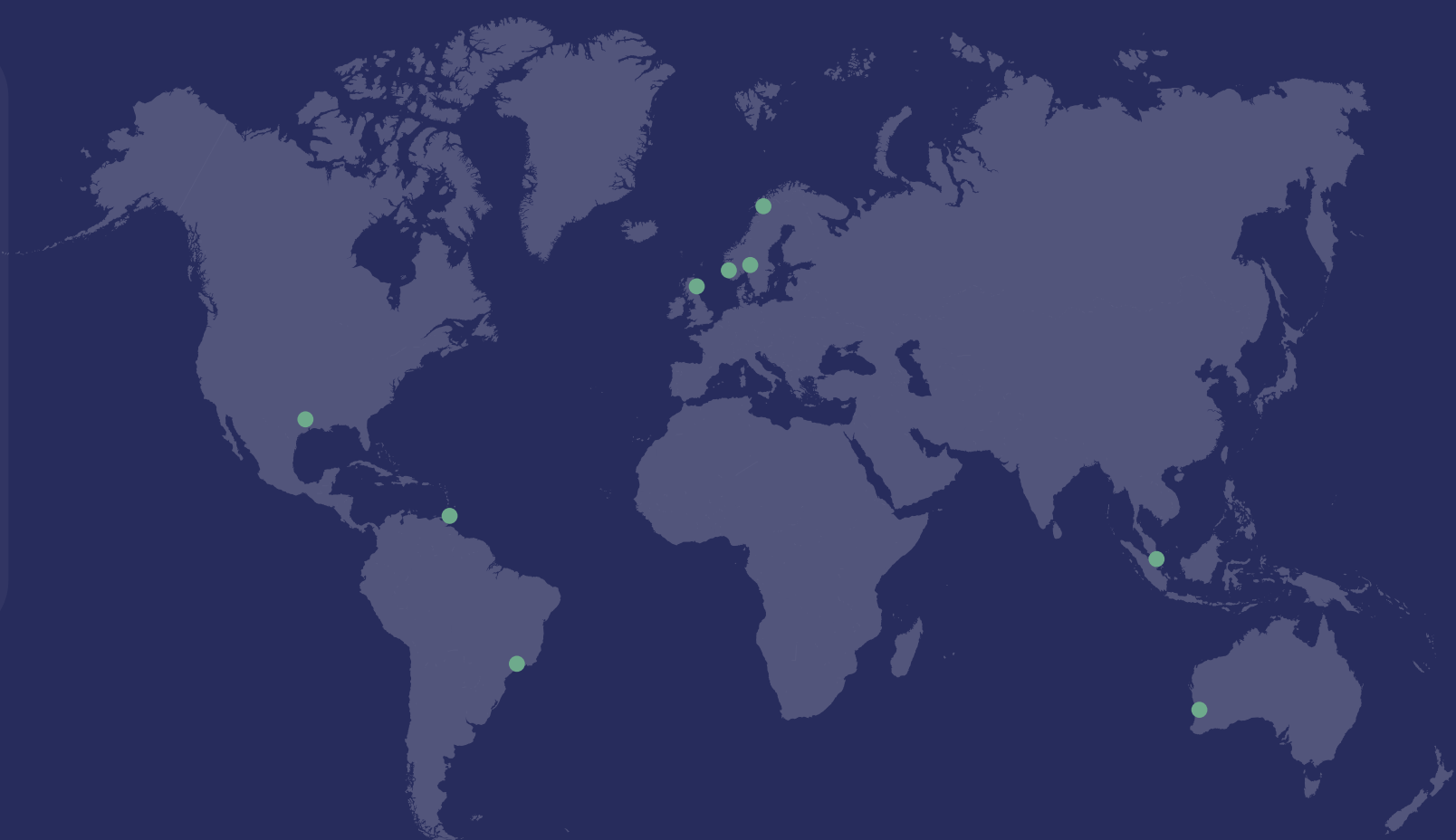
Strong execution, proven track record in subsea solutions, data gathering, inspection, and monitoring. Secured vessel capacity at attractive terms and bolstered project execution capabilities.

TECHNOLOGY LEADER

Global leader in marine robotization with remote subsea solutions driving efficiency and commercial traction. Advancing remote capabilities through Reach Remote USVs.

ATTRACTIVE FINANCIALS

Strong cash flow, solid balance sheet, and shareholder-friendly strategy. Positioned for sustainable growth with increasing demand for remote, sustainable solutions.



Global reach: US, Trinidad & Tobago, Brazil, United Kingdom, Norway, Sweden, Singapore, Australia.

Sustainable access to ocean space

Q&A