



# Circular RNA expression systems for enhanced gene and cell therapies

R&D and corporate update webcast  
28 May 2025

# Important notice and disclaimer

This report contains certain forward-looking statements based on uncertainty, since they relate to events and depend on circumstances that will occur in the future and which, by their nature, will have an impact on the results of operations and the financial condition of Circio Holding ASA and the Circio Group. Such forward-looking statements reflect the current views of Circio and are based on the information currently available to the company. Circio cannot give any assurance as to the correctness of such statements.

There are a number of factors that could cause actual results and developments to differ materially from those expressed or implied in these forward-looking statements. These factors include, among other things, risks or uncertainties associated with the success of future clinical trials; risks relating to personal injury or death in connection with clinical trials or following commercialization of the company's products, and liability in connection therewith; risks relating to the company's freedom to operate (competitors patents) in respect of the products it develops; risks of non-approval of patents not yet granted and the company's ability to adequately protect its intellectual property and know-how; risks relating to obtaining regulatory approval and other regulatory risks relating to the development and future commercialization of the company's products; risks that research and development will not yield new products that achieve commercial success; risks relating to the company's ability to successfully commercialize and gain market acceptance for Circio's products; risks relating to the future development of the pricing environment and/or regulations for pharmaceutical products; risks relating to the company's ability to secure additional financing in the future, which may not be available on favorable terms or at all; risks relating to currency fluctuations; risks associated with technological development, growth management, general economic and business conditions; risks relating to the company's ability to retain key personnel; and risks relating to the impact of competition.



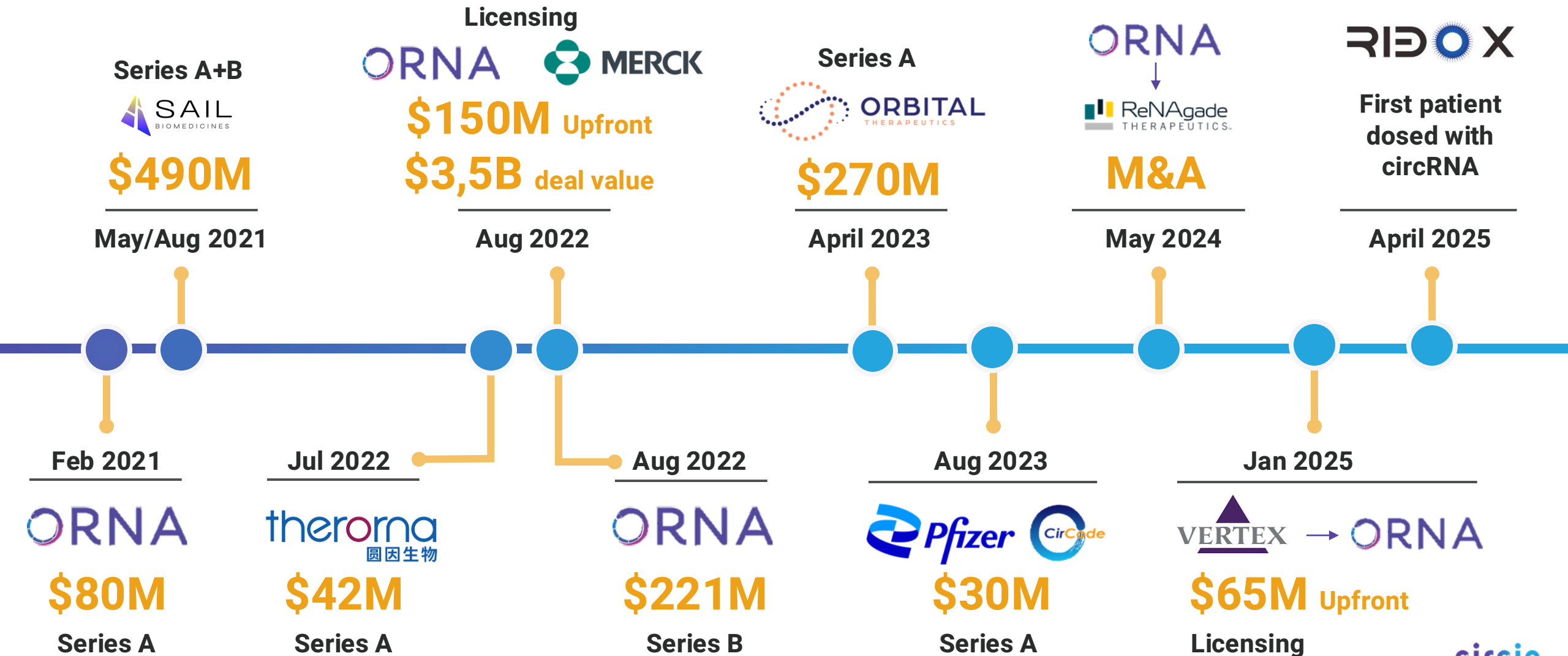
# 1

---

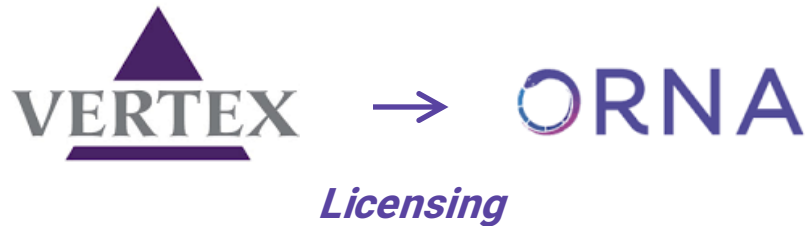
## Market update

- 2. circVec R&D update
- 3. Corporate update

# Continued high deal activity in circular RNA space



# Two recent circRNA and gene therapy deals highlight substantial commercial opportunity in Circio areas



---

**\$65m up-front**  
+ up to \$635m in milestones

---

**LNP-circRNA for *in vivo* gene editing in blood diseases**

- circRNA (oRNA) manufacturing and LNP delivery platform
- Develop two novel therapeutic candidates for sickle cell disease and beta thalassemia



---

**\$1.1b**  
in up-front + milestones

---

**AAV gene therapy for muscular dystrophies**

- AAV capsid engineering technology platform
- Three preclinical neuromuscular therapeutic candidates for DM1, DMD and FSHD

# Circio's circVec platform is technologically differentiated, opportunity in next generation gene and cell therapies

Lead program,  
in house focus

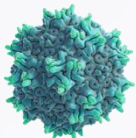
Gene  
therapy



Muscle and cardiac genetic disease

Tissue-specific AAV format

>150,000 patients in target diseases,  
with no approved therapies



Next Gen AAV

Next step /  
partnership

Cell  
therapy



Auto-immune disease, oncology

LNP: DNA format, redosable

Very large patient population, only  
autologous options available today



In vivo CAR



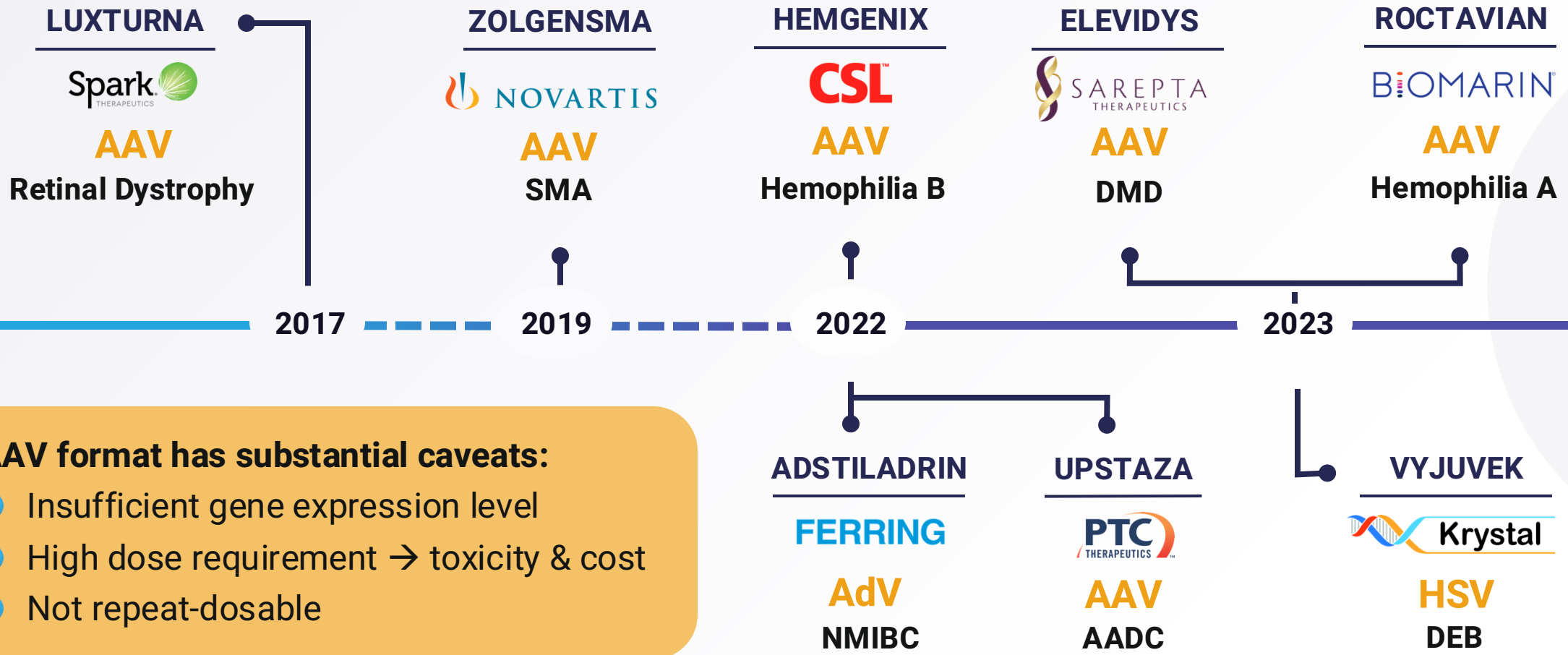
# 2.1

---

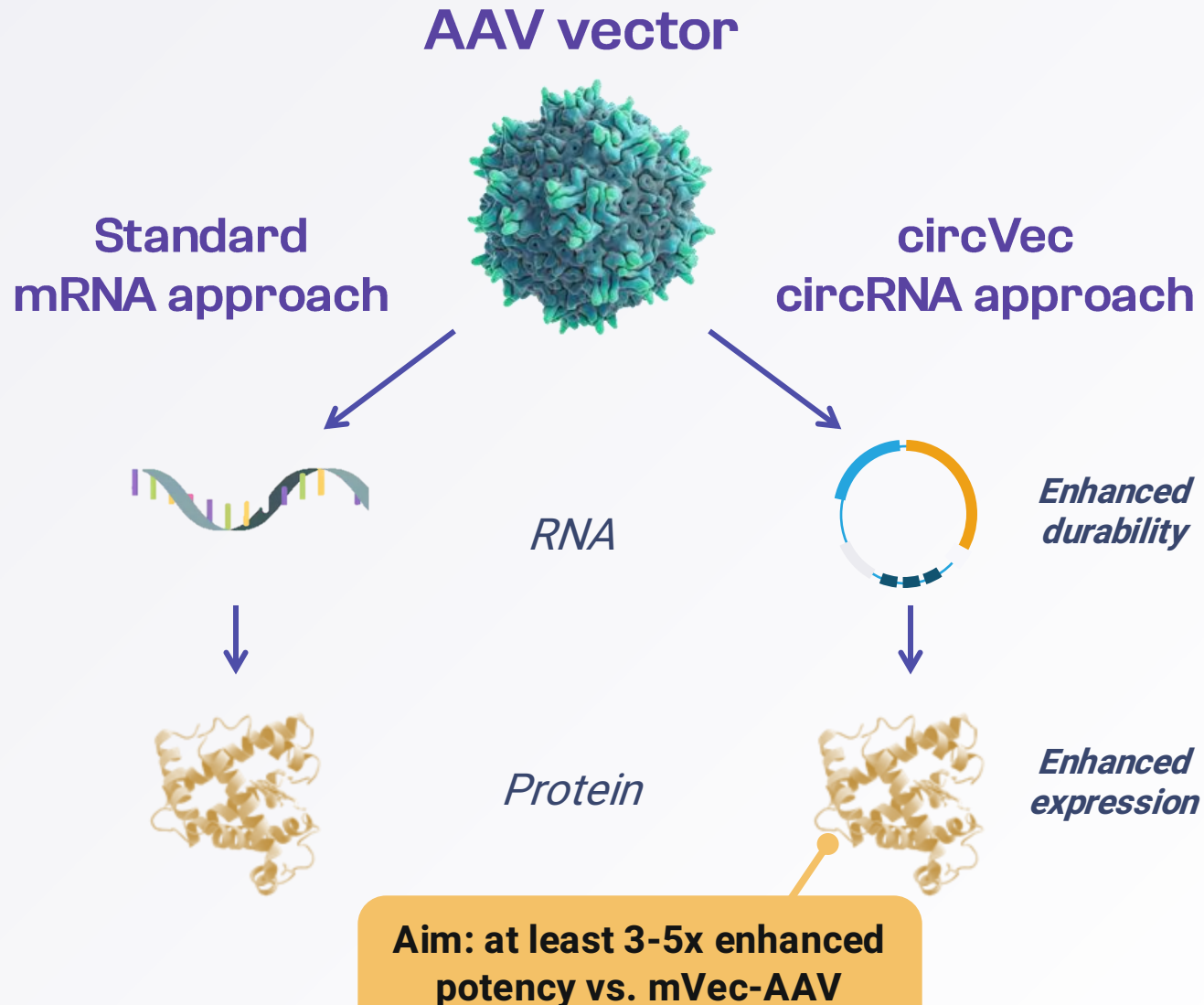
## R&D: circVec AAV

### 3. Corporate update

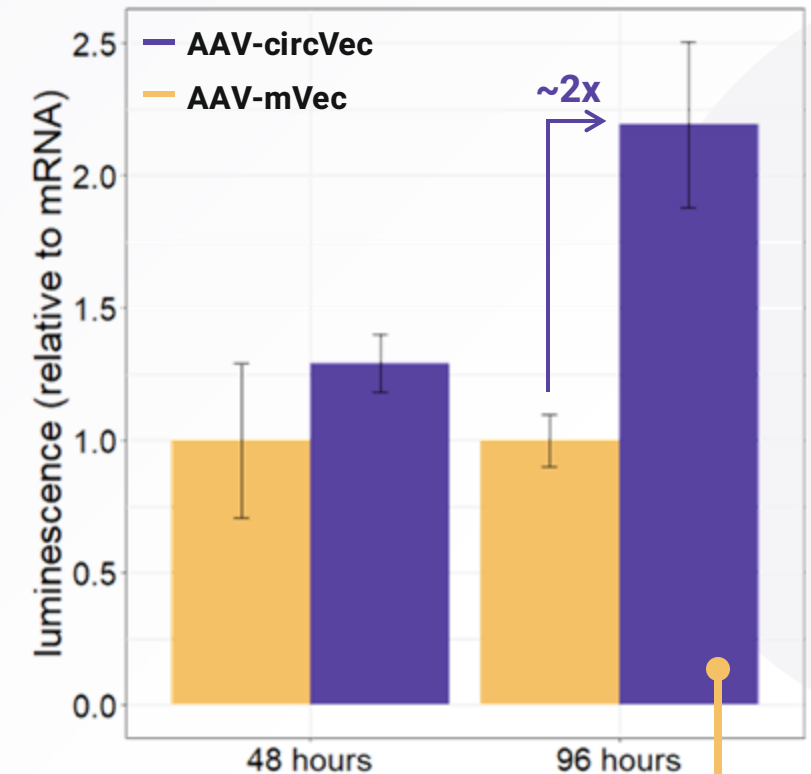
# AAV virus is the main gene therapy format today, circVec addresses major caveats



# circVec for gene therapy – enhancing AAV vectors



## AAV protein expression, *in vitro* f-Luc

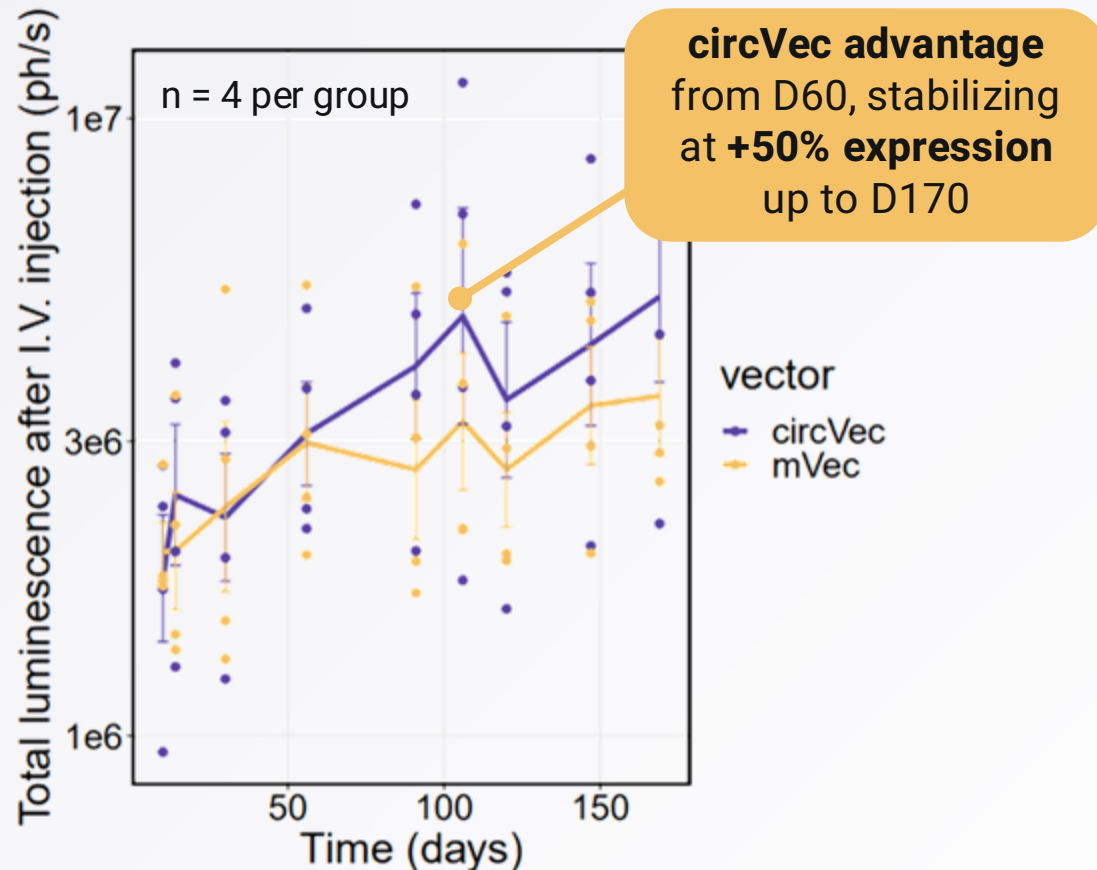


**circVec-AAV feasibility validated**, testing and optimization of constructs ongoing

# Multiple circVec-AAV designs have been tested in various tissues and delivery routes

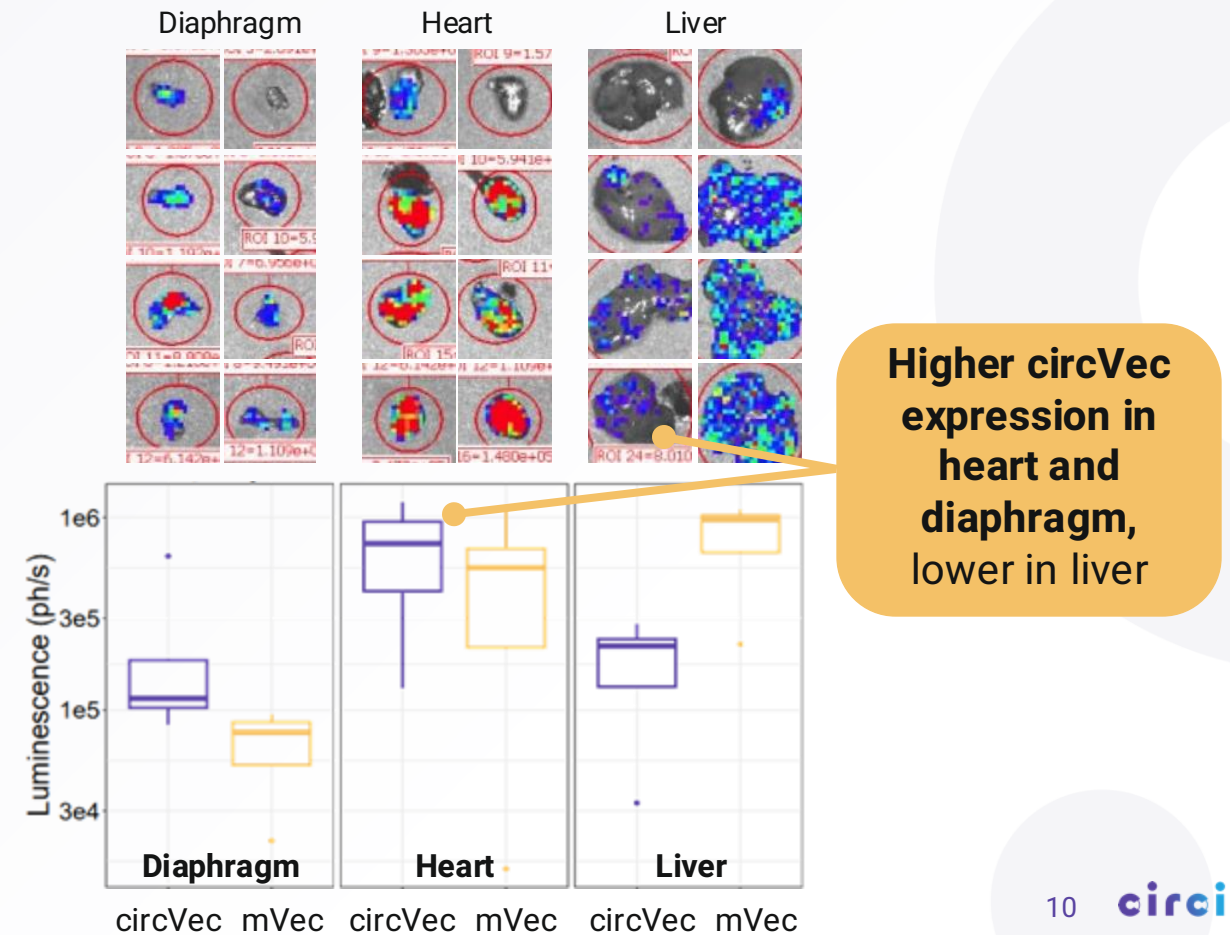
## AAV-circVec, muscle specific

Quantification of signal (luminescence)



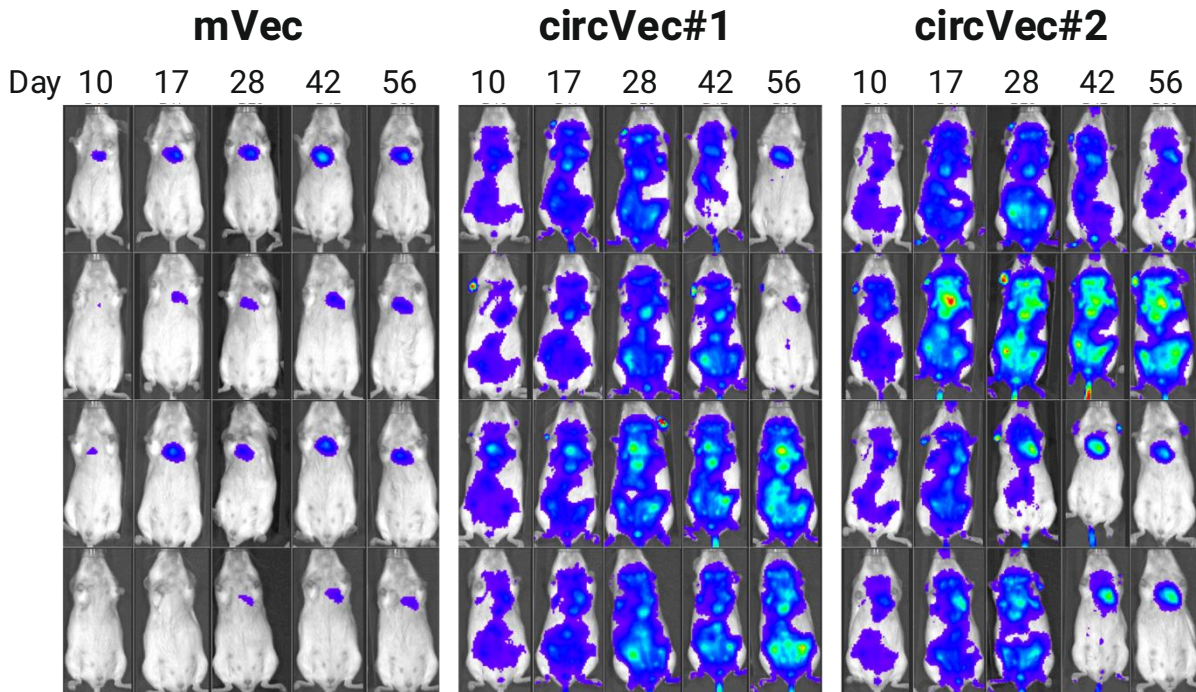
## Tissue-specific signal from AAV-circVec

Post mortem ex vivo analysis (luminescence)

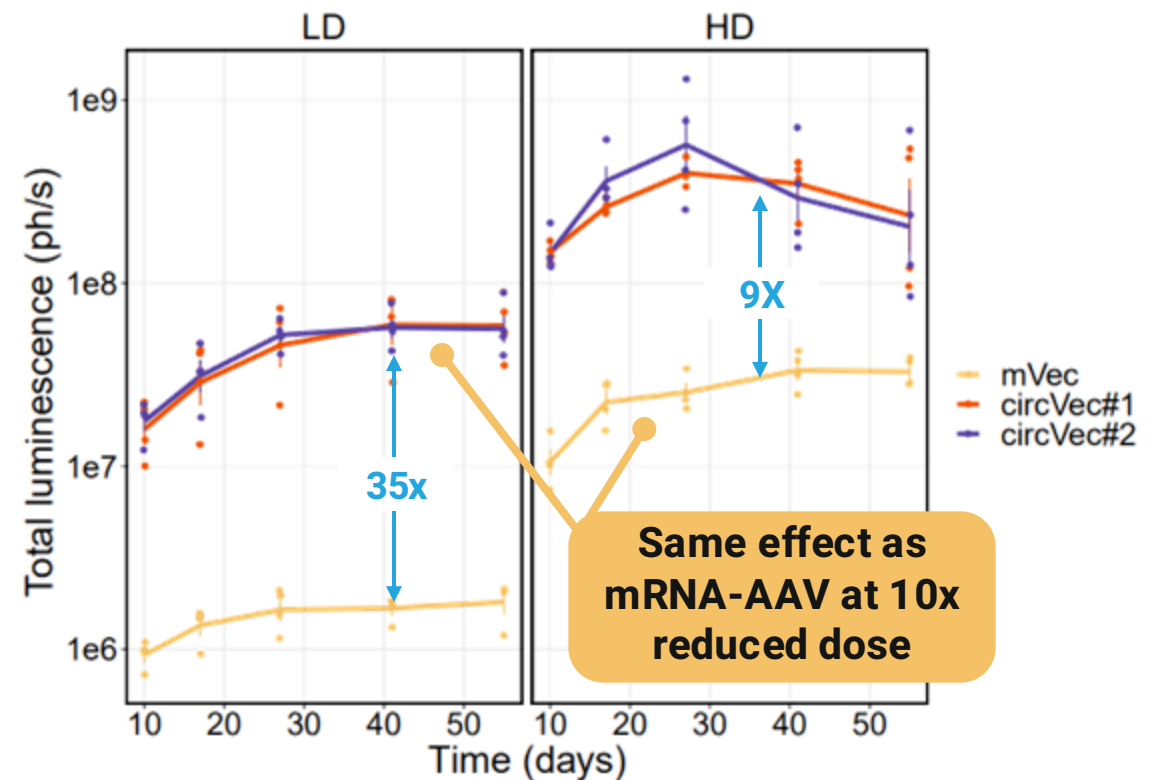


# Early data shows 10-fold increased potency for heart-specific circVec-AAV

**AAV circVec, heart specific** – two AAV designs  
Quantification of signal (luminescence), high dose

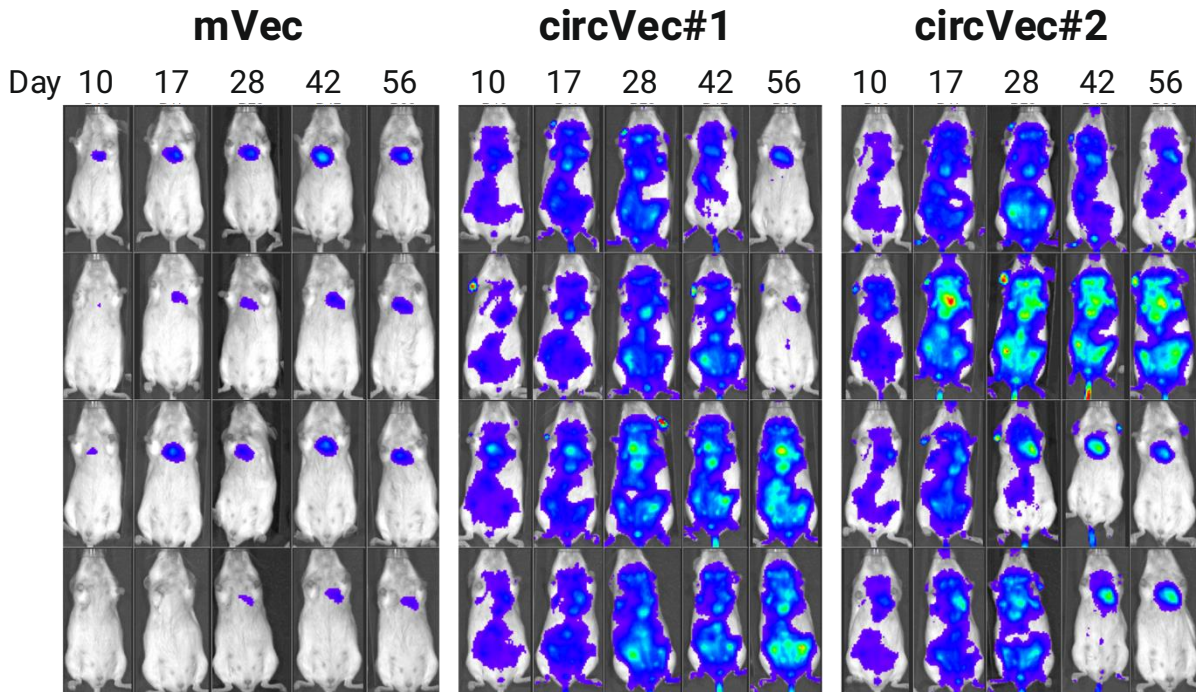


**AAV-circVec, heart specific** – two AAV designs  
Quantification of signal, high/low dose comparison

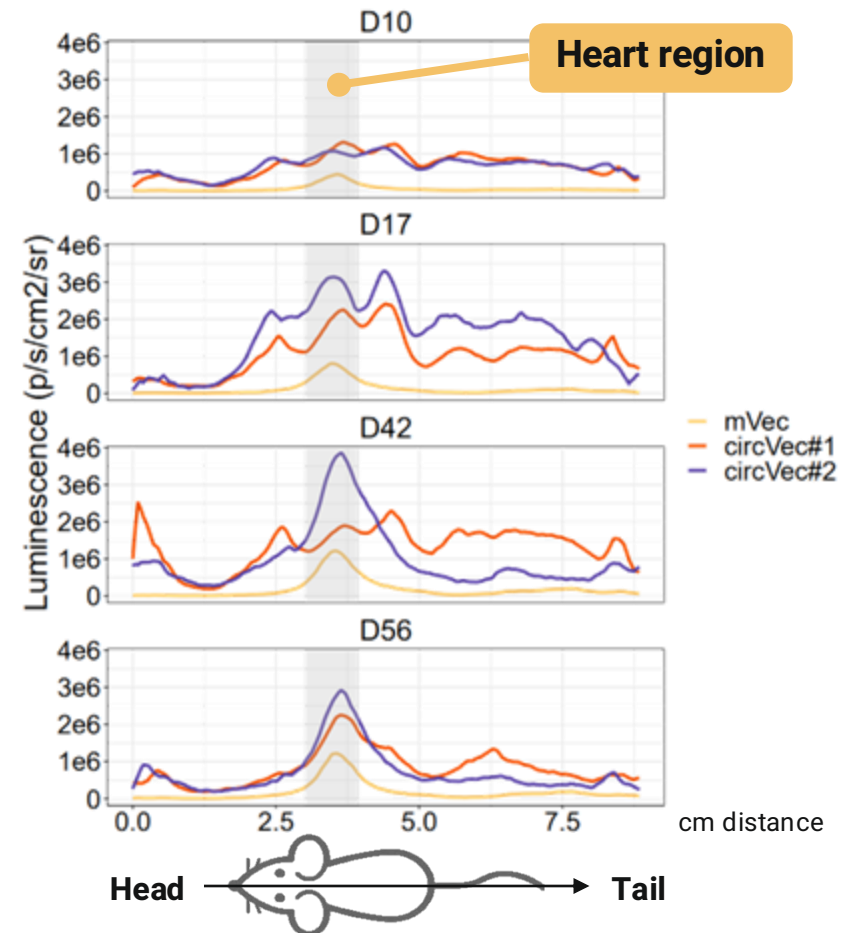


# Early data shows 10-fold increased potency for circVec-AAV: peak signal from heart region

**AAV circVec, heart specific** – two AAV designs  
Quantification of signal (luminescence), high dose

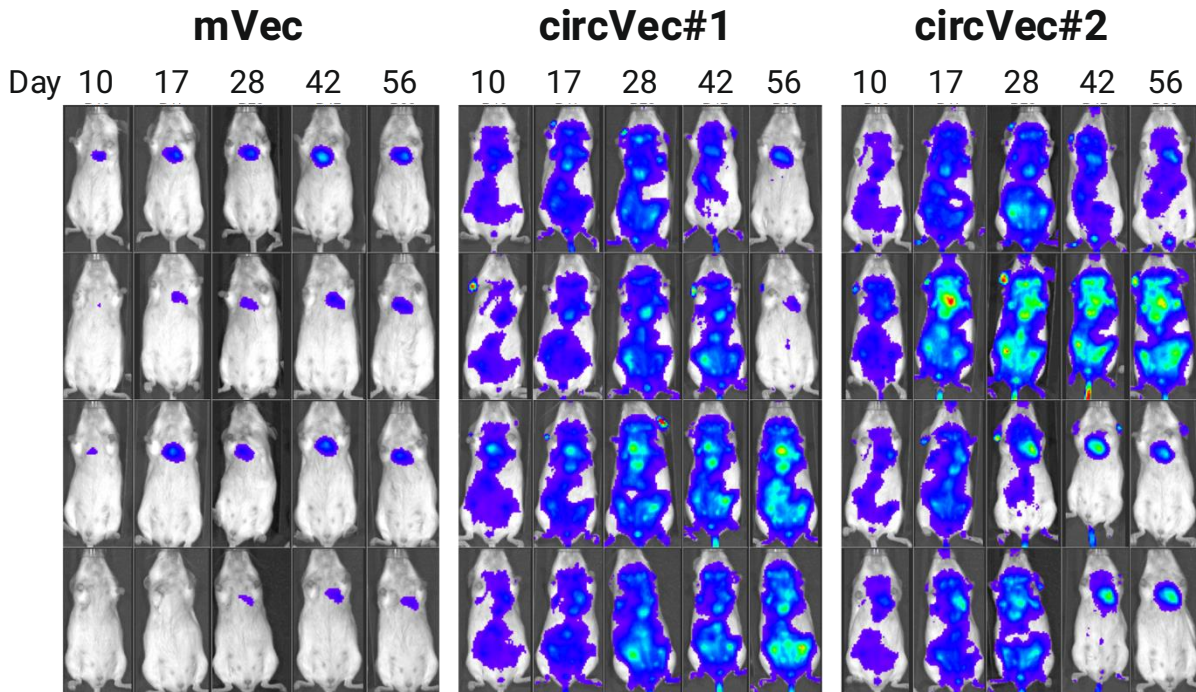


**AAV circVec, heart specific**  
Vertical signal profile from head to tail

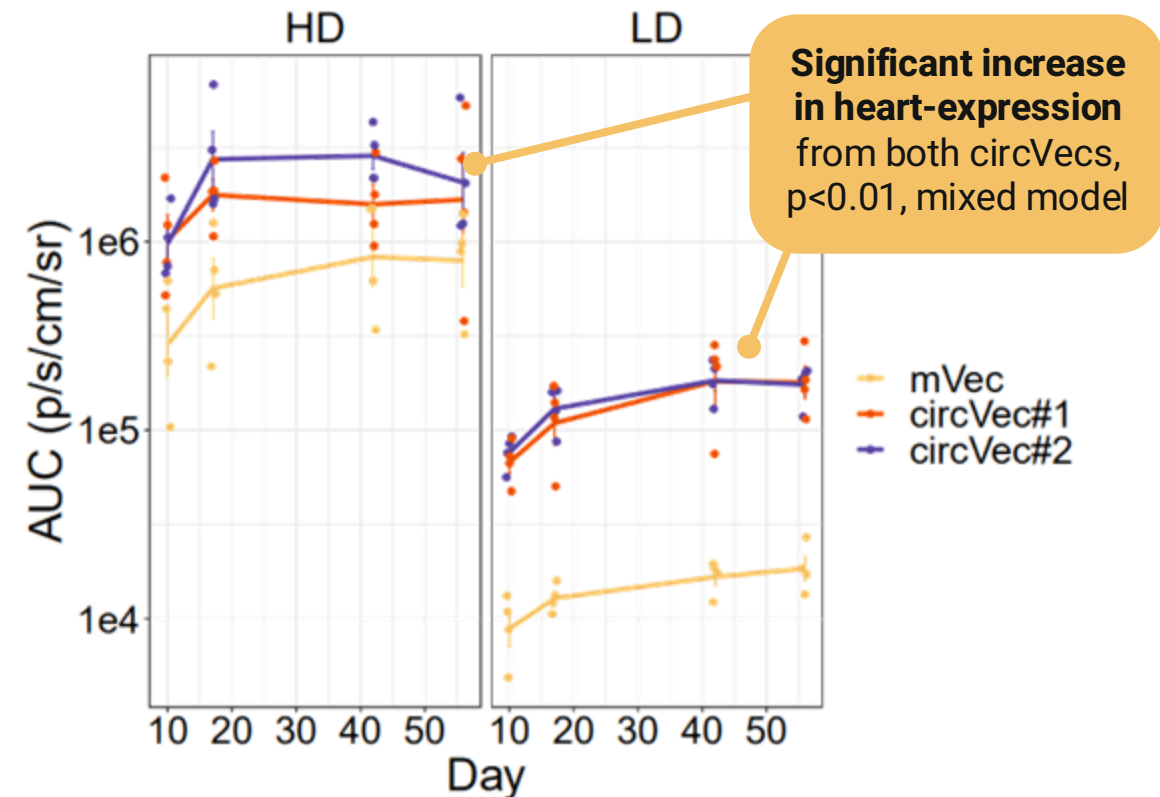


# Early data shows 10-fold increased potency for circVec-AAV: significant signal increase in heart vs. mVec

**AAV circVec, heart specific** – two AAV designs  
Quantification of signal (luminescence), high dose



**AAV circVec, heart specific**  
Total signal (luminescence), heart region



# Summary and next steps: circVec AAV

## Current status

- circVec validated in AAV format, multiple designs tested
- Identified tissue-specific circVec AAV expression profile
- 10-fold increased potency vs. mRNA for heart-specific AAV

## Next steps

- Further exploration and enhancement of tissue-specific circVec performance using AAV vectors
- Development and testing of AAV-circVec for treatment of muscular dystrophies and cardiomyopathies in relevant mouse disease models

## Business Development

- Establish research collaborations with AAV specialist companies in tissue / target specific setting
- External testing and validation of circVec-AAV advantage



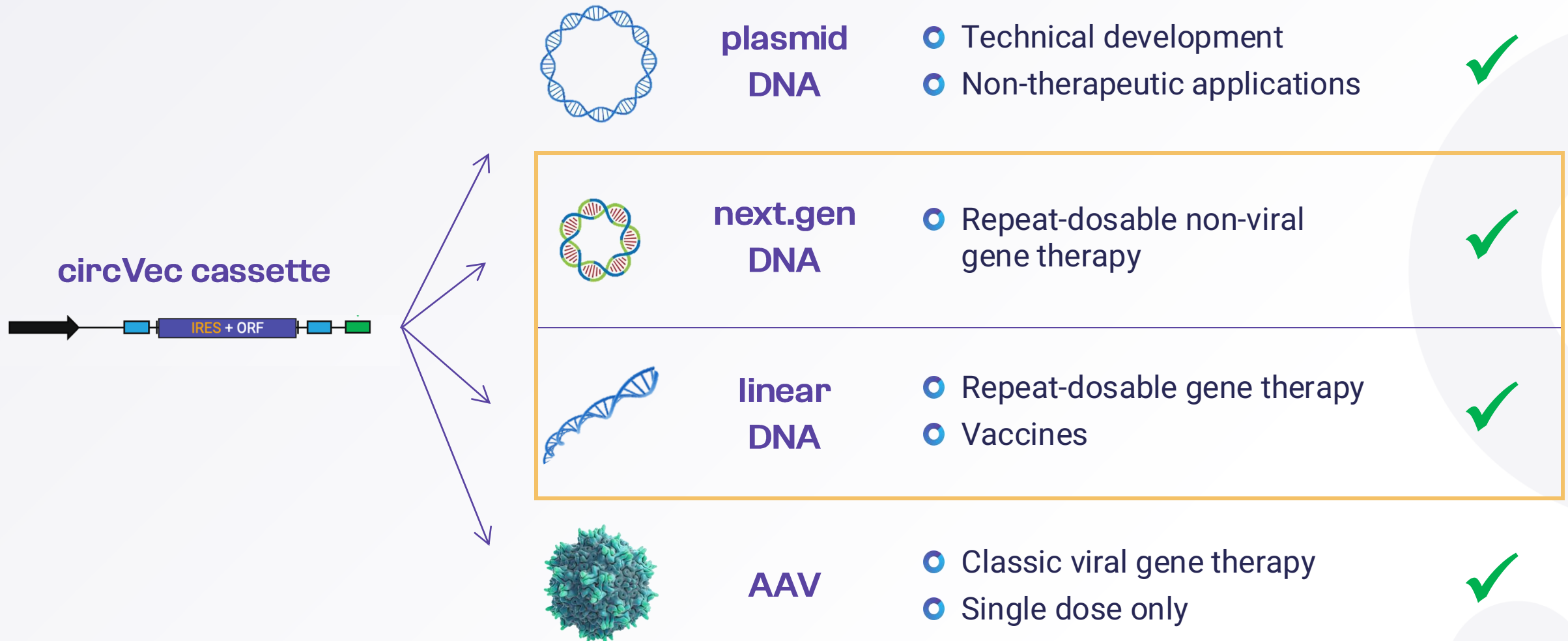
# 2.2

---

## R&D: circVec DNA

### 3. Corporate update

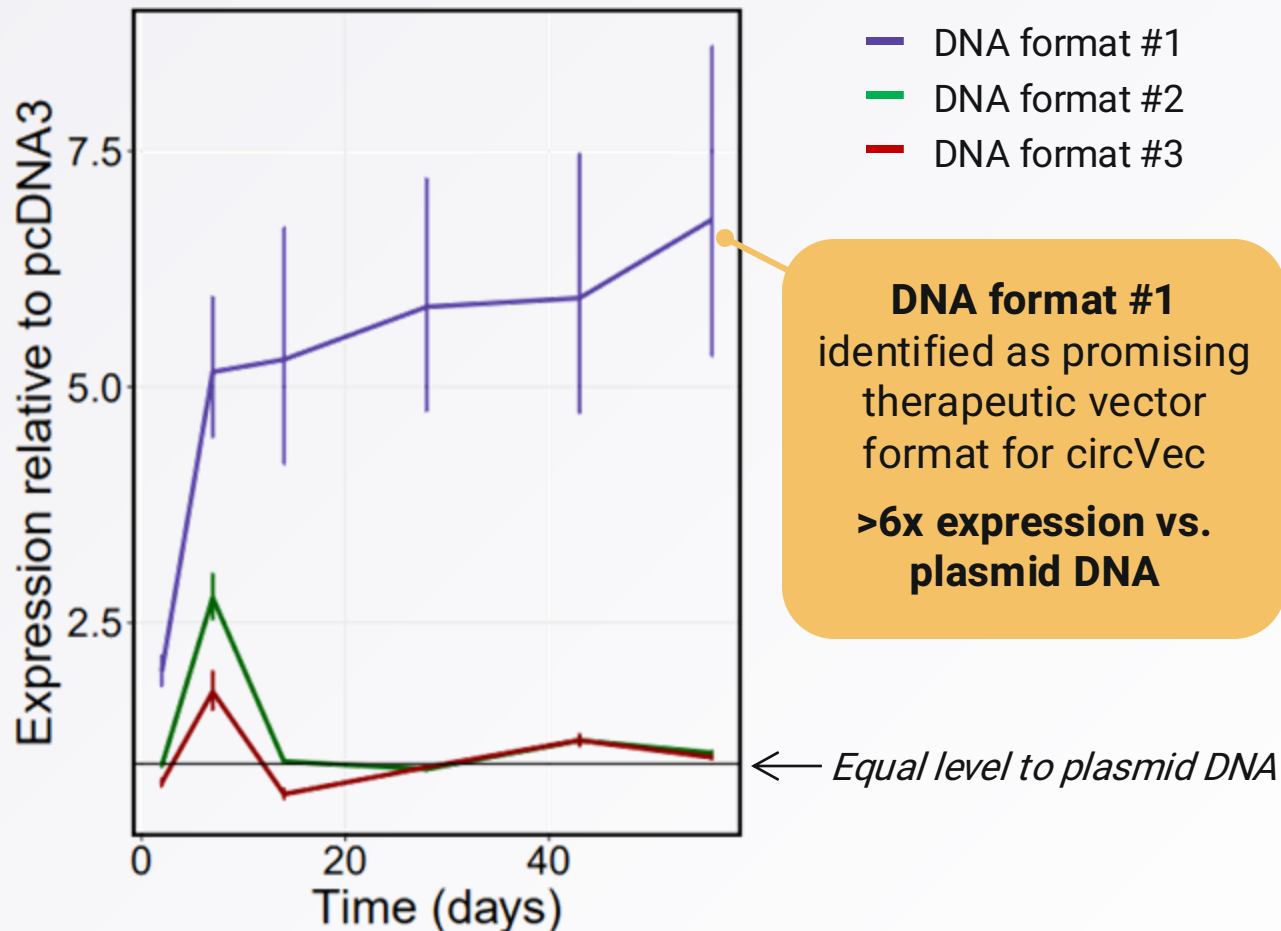
# Testing and validation of circVec in therapeutic vectors



# Optimal format for therapeutic DNA vectors identified for continued development

## DNA vector expression relative to plasmid DNA

Quantification of in vivo signal, time course

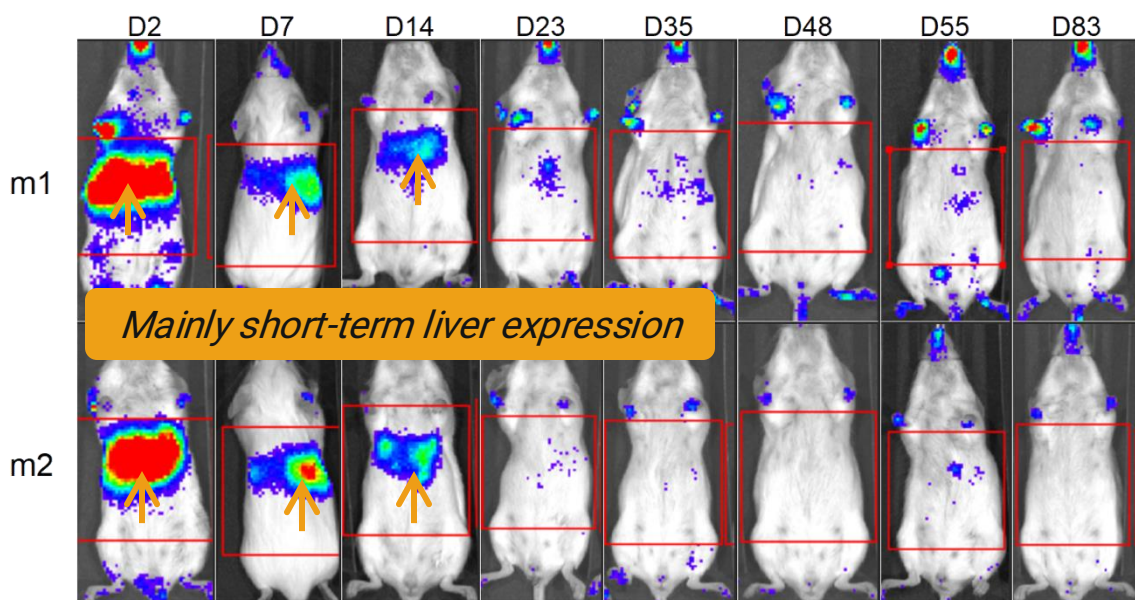


## DNA format gene & cell therapy

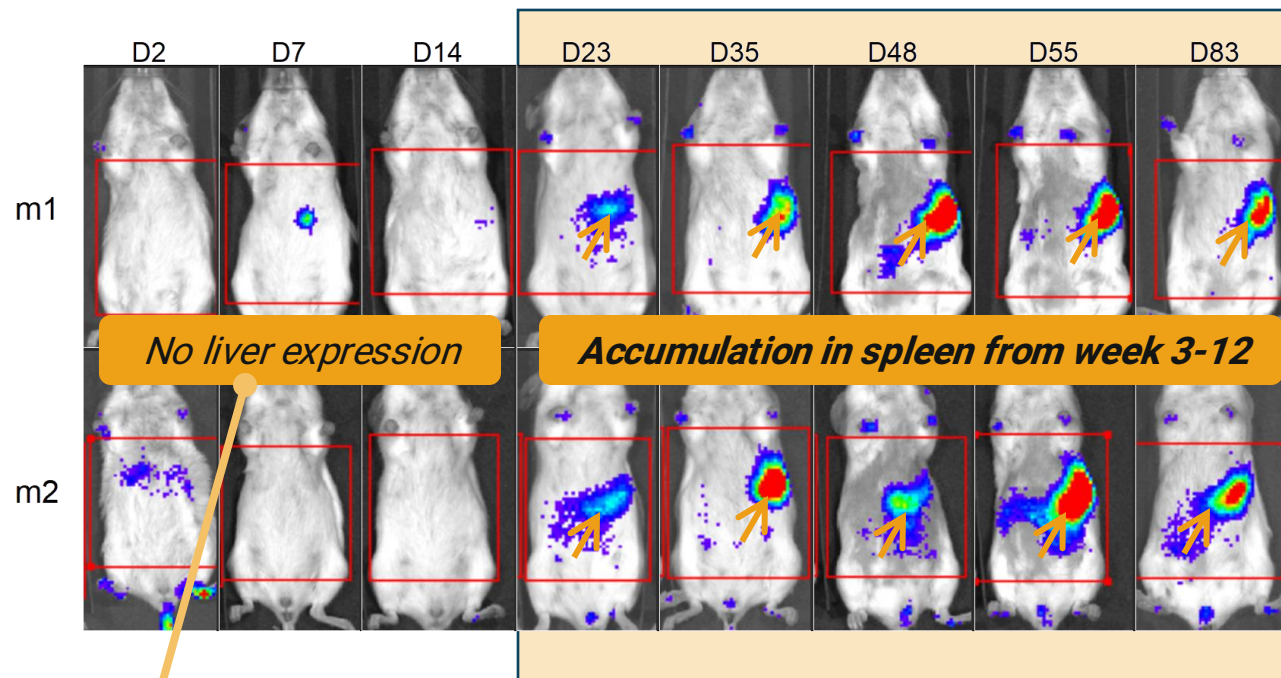
- *Reduced cost vs. current approaches*
  - *Repeat-dosable*
  - *Larger payload capacity than AAV*
  - *Longer expression than RNA*
- 
- **Considered the future format for gene and cell therapy**
  - **Substantial efforts ongoing to establish enhanced vectors and delivery systems**
  - **Technologies to target and extend expression are highly sought after**

# LNP-circVec expressing selectively in spleen, unique opportunity for in vivo cell therapy

**LNP-mVec (mRNA)**, luminescence  
Systemic I.V. delivery, single dose on Day 0



**LNP-circVec (circRNA)**, luminescence  
Systemic I.V. delivery, single dose on Day 0



**circVec de-targets  
liver expression**

# Summary and next steps: circVec DNA

## Current status

- Novel therapeutically relevant DNA format identified
- circVec LNP-delivery to spleen confirmed

## Next steps

- Analysis of circVec spleen delivery at cellular level
- Testing new DNA format in advanced and targeted LNP formulations and non-LNP delivery systems
- Establish platform for durable circVec in vivo CAR approach using circVec DNA + spleen delivery system

## Business Development

- Several ongoing collaborations with innovative DNA delivery companies: Certest, Entos, 4BB and others
- Seeking collaboration partners for in vivo cell therapy

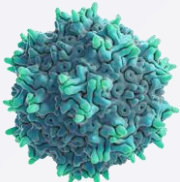




3

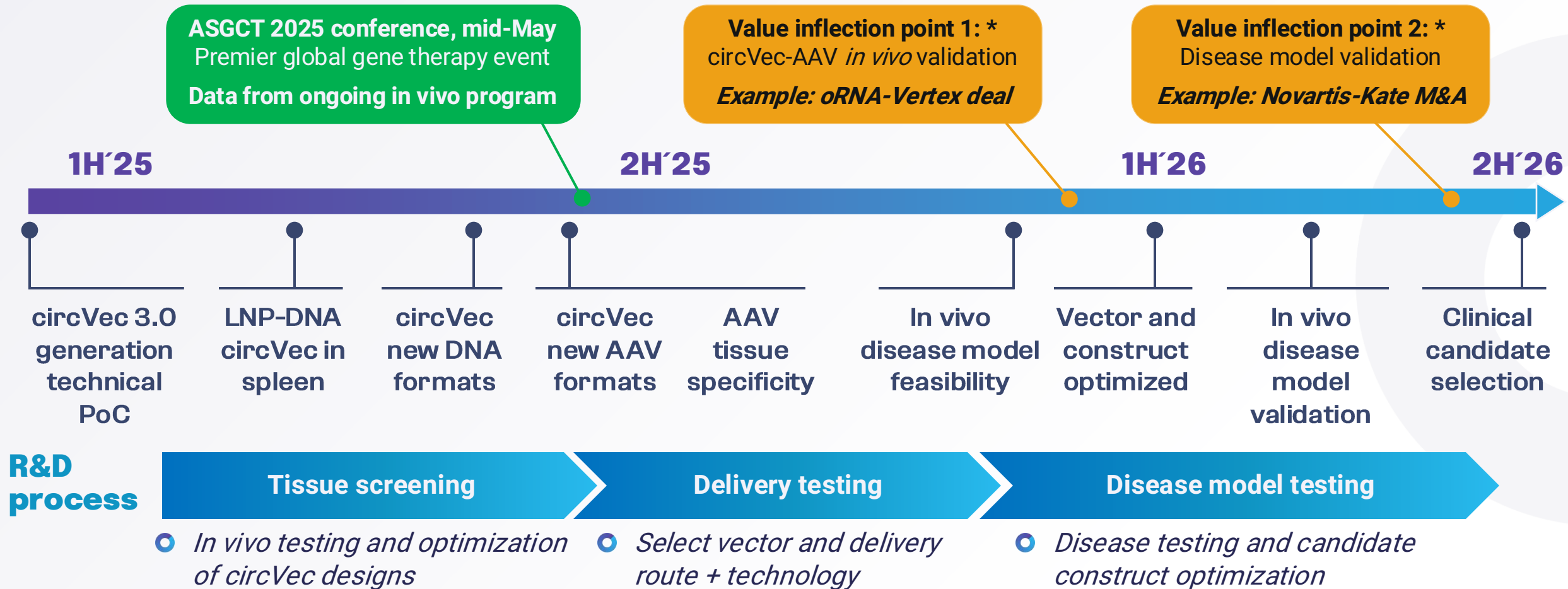
---

## Corporate update

# circVec summary – next milestones and BD activities

		Next milestone	BD activities
	<b>AAV gene therapy</b>	<ul style="list-style-type: none"><li>○ Validate heart data</li><li>○ Test additional tissues</li><li>○ Testing in disease models</li></ul>	<ul style="list-style-type: none"><li>○ Establish collaborations with AAV companies</li><li>○ External circVec AAV testing</li></ul>
	<b>DNA cell therapy</b>	<ul style="list-style-type: none"><li>○ Replicate findings w/new format</li><li>○ circVec CAR expression</li><li>○ Ex vivo T cell experiments</li></ul>	<ul style="list-style-type: none"><li>○ Establish collaborations with in vivo CAR companies</li><li>○ External circVec DNA testing</li></ul>
	<b>DNA delivery</b>	<ul style="list-style-type: none"><li>○ Test additional LNP formulations</li><li>○ Test other delivery systems</li><li>○ Validate w/new DNA format</li></ul>	<ul style="list-style-type: none"><li>○ Several ongoing collaborations</li><li>○ Certest, Entos, 4BB + others, data during 2H'2025</li></ul>

# Upcoming milestones and timelines: rich pipeline of R&D milestones with multiple shots on goal



\* Expected data package necessary to drive interest to initiate partnering discussions and negotiations

**Data & Timeline:** current best estimates - experiments have uncertain outcomes and may need to be repeated, impacting plans and timelines

# AGM notice – main items



## Reverse split & capital reduction

- The Board selected to withdraw the proposals after careful consideration of the current situation
- Evaluating alternatives to manage OSE share price rule



## Share issue mandate

- Proposed 40% level enables more flexibility for fundraising in tough market conditions
- Higher likelihood to attract new and international investors



## RSU and option mandate

- RSU/option program important compensation component
- Aligns shareholder and employee long-term goals
- Reduces cash expenditure for the company

**circio**

**Q & A Session**

