



Interim Report Q4/2021

Prepared by

Clean Industry Solutions Holding Europe AB

www.cleanindustrysolutions.com



©Destina / AdobeStock

Table of Contents

1	Summary of the Q4 Report	4
2	Note from the CEO	5
3	Industrial Solar Strengthens Expertise in Hybrid Solutions for Heat, Cold and Electricity Generation	6
4	Main Activities in Q4	7
5	Outlook, Risk and Uncertainties	9
6	Q4 Financial Review (Income/Balance/Cash-Flow)	10
7	News after the Reporting Period	14
8	Updated List of Largest Shareholders	15
9	Updated Reporting Dates 2022	15
10	Statement from the Board and Management	16
11	Statement from the Auditor	17
12	Contact	19

Statement by the Board of Directors

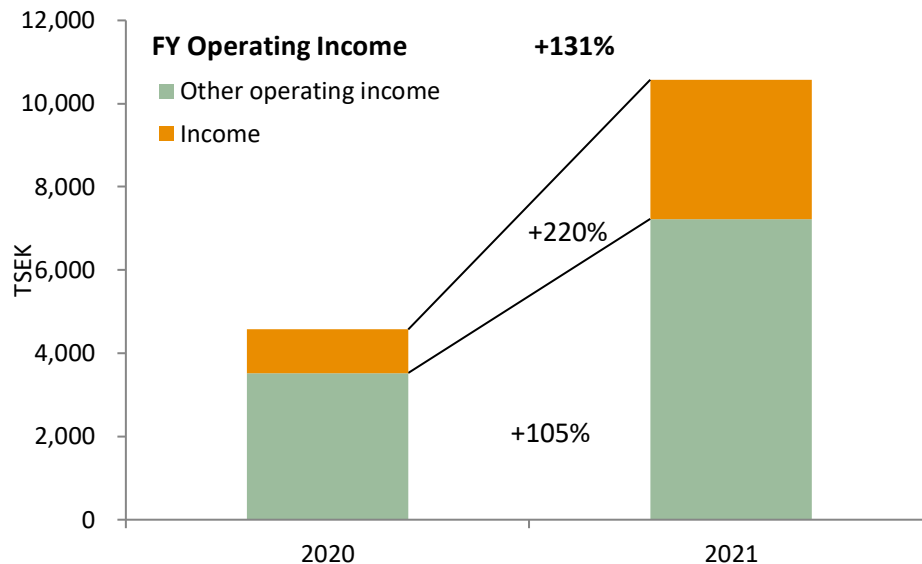
The Board of Directors provides their assurance, that the interim report provides a fair and true overview of the company's operation, financial position and results.

Stockholm on February 25, 2022, Board of Directors

Finn Johnsson	Chairman of the Board
Christian Zahler	Board member and CEO
Markus Augustsson	Board member
Daniel Pfeifle	Board member
Tobias Schwind	Board member
Olle Olsson	Board member

1 Summary of the Q4 Report

**4th Quarter: Q4 from 01.10.2021 to 31.12.2021 (01.10.2020 to 31.12.2020),
FY 2021 from 01.01.2021 to 31.12.2021 (01.01.2020 to 31.12.2020)**



CISH AB Group	2021	2020	2021	2020	Diff. in %
RESULTS IN BRIEF in TSEK	Q4	Q4	FY	FY	FY
Sales	1,006	1,244	2,180	2,018	+8.0
Increase in finished goods, inventories and wip	-347	-1,289	1,163	-1,289	-
Other own work capitalized	0	317	0	317	-100.0
Income	658	272	3,344	1,046	+219.7
Other operating income	2,292	1,744	7,220	3,527	+104.7
Operating Income	2,951	2,016	10,564	4,573	+131.0
Cost of Sales	-309	-787	-1,565	-1,516	+3.2
Personnel Costs	-4,994	-4,253	-15,547	-11,778	+32.0
Other external expenses *	-1,290	-1,354	-6,589	-3,853	+71.0
Other operating expenses	-25	-74	-75	-80	-6.5
Depreciation	-207	-236	-848	-730	+16.2
Operating Costs	-6,825	-6,704	-24,624	-17,957	+37.1
Operating result (EBIT)	-3,874	-4,688	-14,060	-13,384	-5.1
Elimination of extraordinary Costs **	0	0	1,752	0	-
Operating Costs after eliminations	-6,825	-6,704	-22,872	-17,957	+27.4
Operating result (EBIT) after eliminations	-3,874	-4,688	-12,308	-13,384	+8.0
Financial result	-56	-84	-84	-139	+39.3
Profit (+) / loss (-) after financial items	-3,930	-4,772	-14,144	-13,523	-4.6
Taxes	0	0	-1	0	-
Profit (+) / loss (-) after taxes	-3,930	-4,772	-14,145	-13,523	-4.6
Profit (+) / loss (-) after taxes & eliminations	-3,930	-4,772	-12,393	-13,523	+8.4

* Includes one time expenses for switch to Nasdaq First North

** One time expenses for switch to Nasdaq First North

Note: Quarterly and YTD income statement figures are calculated using different EUR to SEK exchange rates, which causes inconsistencies between the sum of the quarterly and the YTD numbers.

Results in Brief

CISH AB Group	2021	2020	2021	2020	Diff. in %
RESULTS IN BRIEF in TSEK	Q4	Q4	FY	FY	FY
Operating Income	2,951	2,016	10,564	4,573	+131.0
Operating Costs	-6,825	-6,704	-24,624	-17,957	+37.1
Operating Costs after eliminations *	-6,825	-6,704	-22,872	-17,957	+27.4
Operating result (EBIT)	-3,874	-4,688	-14,060	-13,384	-5.1
Operating result (EBIT) after eliminations *	-3,874	-4,688	-12,308	-13,384	+8.0
Profit (+) / loss (-) after taxes	-3,930	-4,772	-14,145	-13,523	-4.6
Profit (+) / loss (-) after taxes & eliminations *	-3,930	-4,772	-12,393	-13,523	+8.4

2 Note from the CEO

“Life can only be understood backwards; but it must be lived forwards.” – this famous quote by the Danish philosopher Søren Kierkegaard gets a special meaning in times of a pandemic.

Already in the year 2020, we experienced the effects of the Covid-19 pandemic and developed a strategy to adapt to the new situation and to overcome problems like travel restrictions by addressing the local market with a broader service and technology portfolio: photovoltaic systems and heat pumps complement our product range, and in the second half of 2021, the positive effects of the adaption became noticeable.

The most important event for us in the last quarter of 2021 surely was the directed share issue to Assindia AB for an amount of SEK 10 million. Keith Olsson, the chairman of Assindia AB and already shareholder in CISH, not only values CISH’s products but also sees great potential for a business cooperation. Assindia, through its subsidiaries Tectus Development AB and Al Muwathaba PSEC, among others, is active in real estate development in Jordan. The solutions offered by the CISH companies provide independent energy supply and minimization of water consumption for various construction sites in the region and allow the establishment of businesses and housing in areas where energy and water supply infrastructure is lacking.

The dynamic development of the markets addressed by our two subsidiaries along with the increasing traction of our sales and marketing activities and the new cooperation with Al Muwataba in Jordan give hope that our growth rate will increase even faster than in 2021 when our total operating income grew by 131%. Therefore, we are optimistic about the future. And this optimism inspires us to do more and more: more for our customers, more for our shareholders, and more for the environment. Together, we can move forward and make this quote by Kierkegaard our own motto about the future that "it must be lived forwards"!



Christian Zahler


CEO Clean Industry Solutions Holding Europe AB



3 Industrial Solar Strengthens Expertise in Hybrid Solutions for Heat, Cold and Electricity Generation

One major reason why CO₂ emitting technologies are still widely spread: The design of fossil fuel-based energy systems is comparably simple. High temperatures and a reliable 24/7 supply are no challenge. CO₂ neutral technologies have additional restrictions such as weather dependency in energy production on a daily and seasonal basis, narrow temperature limits and space requirements. For a reliable, efficient, and economical system design the “one fits all” concept is not applicable.

High renewable shares require customized solutions based on a smart selection and dimensioning of CO₂ neutral technologies.



Industrial Solar has extensive know-how of the individual characteristics of renewable energy systems and adequate simulation tools. Our expertise in a large portfolio of technologies such as concentrating and non-concentrating solar thermal, photovoltaics, heat pumps, power-2-heat, compression and absorption chillers, heat-, cold-, and battery storages, in combination with the know-how to combine various technologies in an optimum way are the required ingredients for the design of renewable energy systems with the target to maximize efficiency, renewable share, and economic feasibility.

4 Main Activities in Q4

Fresnel Solar Steam Generator from Industrial Solar highlighted at COP26



Industrial Solar GmbH had its flagship solution, the Fresnel Solar Steam Generator, highlighted in 1000+ Solutions Guide prepared by the Solar Impulse Foundation for the COP26 held in Scotland from 31 October to 12 November 2021.

Industrial Solar's Fresnel Steam Generator obtained its label as efficient solution by the Solar Impulse Foundation back in 2019 after a rigorous evaluation process that analyzed the market potential, technical capabilities, and economic fit for a sustainable future.

Now, the solution was highlighted with a clear message for governments and decision makers: "Countries need to set targets for renewable heat, accelerate capacity building for solution providers and off-takers, support project development and, most importantly, accelerate the uptake of suitable financing schemes which consider the investment constraints by industrial end-users".

Amendment of SHIP2FAIR Grant Agreement



Due to unforeseen parameters regarding a demonstration site assigned to Industrial Solar, amendments will be made in relation to the grant agreement for the Horizon 2020 project SHIP2FAIR. As the site in Italy was not suitable for a demonstration project, Industrial Solar and the consortium suggested to include a new partner for a demo system into the consortium, which was rejected by the European commission. As the project is already delayed due to the Covid-19 crisis, the general assembly of the project decided today not to propose a further alternative site for a demonstration system. The cancellation of a second demonstration site with Industrial Solar technology could affect the budget allocated to Industrial Solar until mid-2023 by up to 500 k€.

Luleå University of Technology, Sweden, orders MDLab research unit from SolarSpring GmbH



The Luleå University of Technology, Sweden, requested a SolarSpring MDLab research unit that can function in both a Direct Contact Membrane Distillation (DCMD) and a Vacuum Membrane Distillation (VMD) configuration including a cooling trap for distillate condensation. In addition, a specific membrane cell was constructed by SolarSpring that can incorporate the novel membrane samples manufactured by the University's research team. The purchase order was placed for a value of 54 k€.

SolarSpring contracted for MD lab system used in cutting edge offshore hydrogen generation project

The Karlsruhe Institute of Technology (KIT) placed an order with SolarSpring for the refurbishment and upgrade of a membrane distillation (MD) lab system with a contract value of 24,655 €. The system is to be used for experimental studies on the generation of ultrapure water from seawater within the project H2Mare funded by the German Ministry of Education and Research (BMBF).

Industrial Solar Awarded Grant for R&D Project to Push Market Introduction of Solar Steam Generation

The project consortium of the R&D project JOSSI – comprising Industrial Solar, the German Aerospace Center (DLR), Helmholtz Center Dresden-Rossendorf and their Jordanian partners the University of Jordan, the Middle East University, the National University College of Technology, Amman Chamber of Industry and Najjar & Rawas Company – received the approval of their application. Start date of the 3-year project funded by the German Federal Ministry of Education and Research was 15 December 2021, and Industrial Solar is granted 237 k€ with a funding rate of 50%.

Clean Industry Solutions raised SEK 10 million in a directed share issue to Assindia AB

The board of Clean Industry Solutions Holding Europe AB has, based on the authorisation granted by the Annual General Meeting on June 23, 2021, decided on a directed share issue of 3,125,000 shares to Assindia AB (“Assindia”) at a price of SEK 3.20 per share, which corresponds to a discount of approximately 2.14 percent compared with the closing price for the Class B common share on Nasdaq First North Growth Market on December 15, 2021. The proceeds from the share issue will support the company's strategic development objectives.

5 Outlook, Risk and Uncertainties

Projects

Industrial Solar: For Industrial Solar, the two Horizon 2020 projects Ship2Fair and Friendship and the four nationally funded projects SunBeltChiller, GIZ Contracting, Modulus, Artificial Intelligence for CST and JOSSI with a total funding volume of up to 2.74 m€ are a strong support in the coming years.

SolarSpring: SolarSpring has currently four ongoing nationally funded R&D projects, namely HaSiMem, BrineMine and SERPIC with a total funding volume of about 570 k€.

Due to the increasing pressure on water intensive industries to find new technical solutions suitable for improving the environmental sustainability and cost efficiency of their processes, the outlook for wastewater treatment systems remains positive. Short term delays in decision making must be expected but might be compensated by a V-shaped dynamic once governmental support programmes are activated.

Risk and Uncertainties

The major risk and uncertainties still derive from the direct (international travel for sales and project implementation) and indirect (investment constraints of clients) consequences of the COVID-19 pandemic.

The markets of our companies, Industrial Solar and SolarSpring, are still small but witness high growth. In such situations there is the risk of effects from new technical developments or shifted market focus due to changing policies.

6 Q4 Financial Review (Income/Balance/Cash-Flow)

Comments to the Financials:

The numbers are consolidated from Clean Industry Solutions Holding Europe AB/Sweden and from Industrial Solar GmbH and SolarSpring GmbH, both located in Freiburg/Germany and each a 100% subsidiary. The numbers have been reviewed by the company's auditor Finnhammars, Sweden.

The financial results are according to the company's plan. CISH is a strategic investment holding in the field of innovative sustainable technologies to make industrial companies cleaner. The currently two subsidiaries are Spin-Offs in the environment from Europe's largest applied research organization Fraunhofer Society. Both companies are currently in the development stage and thus have cost for technology- and market- as well as project development.

The income figure show that the demand for our products is rising sharply. On a YTD base, there was an increase of +220%.

Other operating income has increased by +105% compared to last year. The biggest part of it are subsidies that help us to develop the technologies further and cover the according costs. This increase also shows the risen interest in our technologies.

The total of both numbers leads to a growth of +131% in total operating income for the full financial year.

The increase in personnel costs is mainly due to Industrial Solar, that has employed more people compared to last year to meet commitments from several funded R&D projects. SolarSpring was able to reduce its personnel costs in 2021 by introducing short-time work.

The increase of the other expenses in FY 2021 is due to the costs for the change from Spotlight to Nasdaq First North on the one hand and due to higher costs for rent, advertising and consulting at SolarSpring on the other.

If the effect of the one-time costs of 1.8 mSEK incurred due to the list change from Spotlight to NFN is removed, the cost increase would be only +27% instead of +37% and EBIT would be above the previous year by +8% instead of -5%.

At the subsidiaries, the loans from the holding company were converted into equity to cover the losses there. At the holding the loan was converted into shareholders contributions and written off. Accordingly, the financial result of CISH is clearly negative and subsequently the earnings after taxes too. The group result is not affected by this transaction.

Group EBIT and also earnings after taxes remain negative, as the revenues generated are not yet sufficient to cover the costs incurred. However, both companies are within the plan and can proof an increasing revenue and thus market performance.

Consolidated Income Statement

CISH AB Group	2021	2020	2021	2020	Diff. in
INCOME STATEMENT in TSEK	Q4	Q4	FY	FY	%
Sales	1,006	1,244	2,180	2,018	+8.0
Increase in finished goods, inventories and wip	-347	-1,289	1,163	-1,289	-
Other own work capitalized	0	317	0	317	-100.0
Income	658	272	3,344	1,046	+219.7
Other operating income	2,292	1,744	7,220	3,527	+104.7
Operating Income	2,951	2,016	10,564	4,573	+131.0
Cost of Sales	-309	-787	-1,565	-1,516	+3.2
Personnel Costs	-4,994	-4,253	-15,547	-11,778	+32.0
Other external expenses *	-1,290	-1,354	-6,589	-3,853	+71.0
Other operating expenses	-25	-74	-75	-80	-6.5
Depreciation	-207	-236	-848	-730	+16.2
Operating Costs	-6,825	-6,704	-24,624	-17,957	+37.1
Operating result (EBIT)	-3,874	-4,688	-14,060	-13,384	-5.1
Elimination of extraordinary Costs **	0	0	1,752	0	-
Operating Costs after eliminations	-6,825	-6,704	-22,872	-17,957	+27.4
Operating result (EBIT) after eliminations	-3,874	-4,688	-12,308	-13,384	+8.0
Financial result	-56	-84	-84	-139	+39.3
Profit (+) / loss (-) after financial items	-3,930	-4,772	-14,144	-13,523	-4.6
Taxes	0	0	-1	0	-
Profit (+) / loss (-) after taxes	-3,930	-4,772	-14,145	-13,523	-4.6
Profit (+) / loss (-) after taxes & eliminations	-3,930	-4,772	-12,393	-13,523	+8.4

* Includes one time expenses for switch to Nasdaq First North

** One time expenses for switch to Nasdaq First North

Note: Quarterly and YTD income statement figures are calculated using different EUR to SEK exchange rates, which causes inconsistencies between the sum of the quarterly and the YTD numbers.

Consolidated Balance Sheet

CISH AB Group in TSEK	31.12.	31.12.		31.12.	31.12.
ASSETS	2021	2020	EQUITY AND LIABILITIES	2021	2020
Purchased concessions etc.	227	232	Share capital	1,199	1,199
Goodwill	1,025	1,341	Total restricted equity	1,199	1,199
Intangible fixed assets	1,252	1,573	Share premium account	53,322	43,321
Tangible fixed assets	2,480	2,418	Loss carried forward	-24,927	-11,369
Total fixed assets	3,732	3,991	Profit (+) / loss (-) for the period	-14,145	-13,523
Inventories	1,990	477	Translation Difference	-112	-34
Trade receivables	1,712	909	Total non-restricted equity	14,138	18,395
Accrued non-invoiced revenue	1,297	1,297	Total equity	15,337	19,594
Other short-term receivables	1,512	487	Liabilities to banks	85	584
Deferred income	2,669	3,800	Trade liabilities	1,117	676
Current receivables	7,190	6,493	Payments received	2,511	770
Cash & Bank	14,383	20,352	Other current liabilities	1,948	3,108
Total current assets	23,562	27,322	Accrued expenses & deferred income	6,296	6,581
TOTAL ASSETS	27,294	31,313	Total liabilities	11,957	11,719
			TOTAL EQUITY AND LIABILITIES	27,294	31,313

Consolidated Cash-Flow-Statement

CISH AB Group in TSEK	after	2021	2020
CASH FLOW	elimination	FY	12 YTD
Operating activities			
Profit/loss after financial items	-12,393	-14,145	-13,523
Adjustments for items not included in cash flow	736	736	366
Cash flow from operating activities before changes in working capital	-11,657	-13,409	-13,157
Cash flow from changes in working capital			
Change in inventories	-1,513	-1,513	-184
Change in operating receivables	-697	-697	826
Change in operating liabilities	238	238	3,857
Cash flow from changes in working capital	-1,972	-1,972	4,499
Cash flow from operating activities	-13,629	-15,380	-8,658
Investing activities			
Investments in tangible fixed assets	-589	-589	-458
Acquisition of financial assets	0	0	-2,721
Disposal of intangible assets	0	0	0
Cash flow from investing activities	-589	-589	-3,179
Financing activities			
New share issue in progress	0	10,000	24,681
Issue expenses	0	0	-1,608
Cash flow from financing activities	0	10,000	23,073
Cash flow for the year	-14,217	-5,969	11,236
Cash and cash equivalents begin of period		20,352	9,116
Cash and equivalents end of period		14,383	20,352

Parent Company Income Statement

CISHE AB in TSEK	2021	2020	2021	2020
INCOME STATEMENT	Q4	Q4	FY	FY
Other operating income	417	3	1,047	3
Operating Income	417	3	1,047	3
Personnel Costs	-954	-338	-1,686	-417
Other external expenses	-801	-698	-4,186	-1,614
Other operating expenses	-25	-74	-75	-80
Depreciation	0	0	0	0
Operating Costs	-1,779	-1,110	-5,947	-2,111
Operating result (EBIT)	-1,362	-1,107	-4,900	-2,108
Financial result	-11,923	-47	-11,927	-84
Profit (+) / loss (-) after financial items	-13,285	-1,154	-16,827	-2,192
Taxes	0	0	0	0
Profit (+) / loss (-) after taxes	-13,285	-1,154	-16,827	-2,192

Parent Company Balance Sheet

CISHE AB in TSEK	31.12. 2021	31.12. 2020	EQUITY AND LIABILITIES	31.12. 2021	31.12. 2020
ASSETS					
Financial assets	20,888	20,888	Share capital	1,199	1,199
Total fixed assets	20,888	20,888	Total restricted equity	1,199	1,199
Receivables from affiliated companies	0	1,011	Share premium account	53,322	43,322
Other short-term receivables	2	80	Loss carried forward	-3,465	-1,273
Trade receivables	919	0	Profit (+) / loss (-) for the period	-16,827	-2,192
Deferred income	2,499	3,675	Total non-restricted equity	33,030	39,857
Total current receivables	3,419	3,755	Total equity	34,229	41,056
Cash & Bank	13,238	18,195	Trade liabilities	421	62
Total current assets	16,657	22,962	Other current liabilities	1,943	1,954
			Accrued expenses & deferred income	952	778
			Total liabilities	3,316	2,794
TOTAL ASSETS	37,545	43,850	TOTAL EQUITY AND LIABILITIES	37,545	43,850

Parent Company Cash-Flow Statement

CISHE AB in TSEK	2021 FY	2020 FY
CASH FLOW		
Operating activities		
Profit/loss after financial items	-16,827	-1,154
Cash flow from operating activities before changes in working capital	-16,827	-1,154
Cash flow from changes in working capital		
Change in operating receivables	1,347	5
Change in operating liabilities	523	61
Cash flow from changes in working capital	1,869	66
Chash flow from operating activities	-14,958	-1,088
Investing activities		
Acquisition of financial assets	0	-509
Cash flow from investing activities	0	-509
Financing activities		
New share issue	10,000	0
New share issue in progress	0	0
Issue expenses	0	0
Cash flow from financing activities	10,000	0
Cash flow for the year	-4,958	-1,597
Cash and cash equivalents begin of period	18,195	19,792
Cash and equivalents end of period	13,238	18,195

7 News after the Reporting Period

Directed share issue registered with Bolagsverket

Clean Industry Solutions Holding Europe AB's ("CISH") recent directed share issue has been registered with Bolagsverket. The directed share issue increases the number of outstanding shares and votes by 3,125,000 shares to 15,313,792 shares. The share capital increases by SEK 307,514.92 to SEK 1,506,950.18, corresponding to a dilution for existing shareholders of approximately 20.4% of the number of shares and votes in the Company.

SolarSpring Ships First Solar Powered Drinking Water System to Burkina Faso

SolarSpring's ECO 3000 drinking water system ordered by investor and operator Eau Propre d'Afrique SARL and financially supported by the climate protection organization atmosfair GmbH was shipped to Burkina Faso on 21 January and awaits installation on arrival.

SolarSpring GmbH had received the order for the water purification system in the amount of 48,200 € from Eau Propre d'Afrique SARL in August 2021.

Clean Industry Solutions Holding Europe AB appoints Lago Kapital as liquidity provider

Clean Industry Solutions Holding Europe AB has entered into a Liquidity Providing Agreement with Lago Kapital Ltd. Liquidity providing with the company share will commence on 2/2/2022.

According to the agreement Lago Kapital will quote bids and offers within the framework of Nasdaq First North rules for liquidity providing. The intention is to promote liquidity in the share.

CEO of CISH AB to present at Aktiespararna's Sustainable Investments Day on Monday, 07 February 2022

Christian Zahler, CEO of Clean Industry Solutions Holding Europe AB, attended the Sustainable Investments Day (Hållbara investeringar dag) hosted by Aktiespararna to inform shareholders. The event highlighted how investments can help companies like Clean Industry Solutions make the world a better place. Christian Zahler informed about the company's latest developments and how investments can change the industry and support clean energy solutions.

Industrial Solar GmbH signs engineering contract with KEBE S.A.

On 14 February, Industrial Solar GmbH received an engineering order to provide a detailed design for a Fresnel collector installation at KEBE S.A. factory, a leading roof tile and clay brick manufacturer located in Kilkis, Greece. The contract volume amounts to 22,000 €.

In a joint effort with KEBE S.A., Industrial Solar is provided the opportunity to investigate the potential market for solar process heat systems in the Greek market – specifically in the roof tile and clay brick manufacturing facilities. Throughout the study, Industrial Solar is going to provide KEBE S.A. with a techno-economic feasibility along with an administrative overview on implementing its solar process heat solutions.

8 Updated List of Largest Shareholders

Name	Number of Shares	Voting Rights
Assindia AB	3,125,000	20.41%
Joakim Byström	1,144,479	7.47%
Christian Zahler	1,120,373	7.32%
Fastighets AB Ponord	1,003,639	6.55%
Tobias Schwind	954,143	6.23%
Other shareholders	7,966,158	52.02%
Total Number of Shares	15,313,792	100%

9 Updated Reporting Dates 2022

Annual Report 2021	29 Apr 2022
Annual Shareholder Meeting	25 May 2022
1. Quarterly Report	27 May 2022
2. Quarterly Report	26 Aug 2022
3. Quarterly Report	25 Nov 2022
4. Quarterly Report	24 Feb 2023

10 Statement from the Board and Management

The Board of Directors and the Executive Board have today considered and approved the Quarterly Report of Clean Industry Solutions Holding Europe AB for the period from 01.10.2021-31.12.2021. The quarterly report is presented in accordance with the Swedish K3 accounting standards. In our opinion, the financial statements give a true and fair view of the entity's financial position and of the results of its operations and cash flows at 31.12.2021.

We believe that the management commentary contains a fair review of the affairs and conditions referred to therein.

Stockholm, February 25, 2022



Finn Johnsson
Chairman




Christian Zahler
CEO and Board Member




Tobias Schwind
Board Member




Markus Augustsson
Board Member




Daniel Pfeifle
Board Member




Olle Olsson
Board Member




Jochen Lachnit
CFO



11 Statement from the Auditor



Translation from the Swedish original

Review report

To the Board of Directors of Clean Industry Solutions Holding AB (publ)
Corp.id. 559110-3972

Introduction

We have reviewed the attached financial information (interim report) of Clean Industry Solutions Holding AB (publ) as of December 31, 2021, and the twelve-month period that ended as of this date. The Board of Directors and the Managing Director are responsible for the preparation and presentation of this financial information (interim report) in accordance with the Annual Accounts Act. Our responsibility is to express a conclusion on this financial information (interim report) based on our review.

Scope of review


We conducted our review in accordance with the International Standard on Review Engagements ISRE 2410 *Review of Interim Financial Information performed by the Independent Auditor of the Entity*. A review consists of making inquiries, primarily of persons responsible for financial and accounting matters, performing analytical review and taking other review measures. A review has a different focus and a much smaller scope compared with the focus and scope of an audit in accordance with ISA and good auditing practice in general. The review measures taken during a review do not enable us to obtain such assurance that we become aware of all the important circumstances that could have been identified if an audit had been performed. The stated conclusion based on a review therefore does not have the certainty that a stated conclusion based on an audit has.

Conclusion

Based on our review, nothing has come to our attention that give us reason to believe that the attached financial information (interim report) has not, in all material respects, been prepared in accordance with the Annual Accounts Act.

Stockholm 2022-02-24

Finnhammars Revisionsbyrå AB



Jonas Forsberg
Auktoriserad revisor

Granskningsrapport

Till styrelsen för Clean Industry Solutions Holding AB (publ)
Org.nr. 559110-3972

Inledning

Vi har utfört en översiktlig granskning av bifogade delårsrapport för Clean Industry Solutions Holding AB (publ) per den 2021-12-31 år och den tolv månadersperiod som slutade per detta datum. Det är styrelsen och verkställande direktören som har ansvaret för att upprätta och presentera denna delårsrapport i enlighet med årsredovisningslagen. Vårt ansvar är att uttala en slutsats om denna delårsrapport grundad på vår översiktliga granskning.

Den översiktliga granskningens inriktning och omfattning


Vi har utfört vår översiktliga granskning i enlighet med Standard för översiktlig granskning International Standard on Review Engagements ISRE 2410 *Översiktlig granskning av finansiell delårsinformation utförd av företagets valda revisor*. En översiktlig granskning består av att göra förfrågningar, i första hand till personer som är ansvariga för finansiella frågor och redovisningsfrågor, att utföra analytisk granskning och att vidta andra översiktliga granskningsåtgärder. En översiktlig granskning har en annan inriktning och en betydligt mindre omfattning jämfört med den inriktning och omfattning som en revision enligt ISA och god revisions sed i övrigt har. De granskningsåtgärder som vidtas vid en översiktlig granskning gör det inte möjligt för oss att skaffa oss en sådan säkerhet att vi blir medveten om alla viktiga omständigheter som skulle kunna ha blivit identifierade om en revision utförts. Den uttalade slutsatsen grundad på en översiktlig granskning har därför inte den säkerhet som en uttalad slutsats grundad på en revision har.

Slutsats

Grundat på vår översiktliga granskning har det inte kommit fram några omständigheter som ger oss anledning att anse att den bifogade delårsrapporten inte, i allt väsentligt, är upprättad i enlighet med årsredovisningslagen.

Stockholm 2022-02-24

Finnhammars Revisionsbyrå AB



Jonas Forsberg
Auktoriserad revisor

12 Contact

**Clean Industry Solutions Holding Europe AB, c/o Win-Win Ekonomi AB,
Palmfeltsvägen 21, 121 62 Johanneshov, Sweden**
T 0611-810610, Org.nr: 559110-3972
info@cleanindustrialsolutions.com, www.cleanindustrialsolutions.com

Certified Adviser

Amudova AB, Nybrogatan 6, Box 5855, SE-102 40 Stockholm
T 08-545 017 58, E-mail: info@amudova.se

