

# Impact Coatings AB (publ)

## Interim Report July-September 2023

SEK 000	2023 Q3	2022 Q3	2023 Jan-Sep	2022 Jan-Sep	2022 Jan-Dec
Net sales	14 798	4 207	59 933	13 945	32 022
Net sales, excluding metals for electrolysis <sup>1)</sup>	10 819	4 207	50 763	13 945	30 672
Total revenue	17 628	13 863	57 972	34 261	57 047
Operating profit	-13 777	-11 593	-32 628	-34 616	-47 003
Operating profit after financial items	-13 776	-11 592	-32 624 <sup>2)</sup>	-34 620	-47 002
Cash flow	-15 263	-23 086	77 617	-46 890	-68 259
Net cash, end of period	139 083	82 919	139 083	82 919	61 438
Liquidity ratio	169%	282%	169%	282%	205%
Order backlog coating systems at period end <sup>3)</sup>	36 478	32 964	36 478	32 964	21 132
Order backlog Coating Services, excl. metals for electrolysis <sup>1) 3)</sup>	750		750		
Order backlog Coating Services, incl. metals for electrolysis <sup>1) 3)</sup>	750		750		

### Significant events<sup>4)</sup> during the third quarter 2023

No significant events have occurred during the period.

#### Other events during the quarter

- Launch of premium FC coating for heavy duty transport applications at hydrogen trade shows in Germany and South Korea, and at the inauguration in China
- Inauguration of Coating Service Center China
- Capital Markets Update in Stockholm and via webcast

### Significant events<sup>4)</sup> after the period

No significant events have occurred after the period.

#### Other events after the period

- Jonas Nilsson assumes role of CEO

1) Metals for electrolysis are invoiced in a cost-neutral manner and do not affect operating profit.

2) Includes a provision for severance pay for the departing CEO of SEK 2,960 thousand.

3) Currency exchange rate at period end.

4) Significant events refer to events that comprise insider information and shall be made public via press release.

## CEO's Commentary

### Continued growth, first impressions as new CEO

---

I am honored and excited to have been appointed CEO of Impact Coatings, a role that I assumed on October 1. This interim report summarizes the company's performance for the period July 1-September 30, thus prior to my arrival. However, I will provide my first impressions of the business as CEO and reflect on the strategic priorities I see ahead.



*Jonas Nilson, CEO*

#### **Third quarter net sales growth and commercial progress in line with our strategy**

The third quarter of 2023 demonstrated continued growth in net sales and execution on the strategic plan communicated in conjunction with the March 2023 rights issue. Net sales amounted to SEK 10,819 thousand (4,207) during Q3 2023 and SEK 50,763 thousand (13,945) for the year to-date period, excluding metals for electrolysis. On a rolling 12-month basis, net sales at the end of Q3 2023 amounted to SEK 68,081 thousand, excluding metals for electrolysis.

Coating Services sales were roughly flat compared to Q2 2023, with robust sales activity compensating for the seasonally slower summer holiday period during the third quarter. Electrolysis coatings for green hydrogen remained the main sales driver. No coating systems were delivered during the third quarter, in line with previous communications.

At the end of the third quarter, the order backlog for coating systems was SEK 36,478 thousand while the order backlog for Coating Services was SEK 750 thousand, which is a snapshot at the end of the period. Although there was no order backlog for electrolysis at period end, a part of customer pre-payments for raw materials are intended for future Coating Services for electrolysis. We cannot, however, guarantee the timing or volume of future Coating Services orders. Electrolyzer stack manufacturing is in a ramp-up phase and coating orders vary in timing and size. We expect the activity level in Coating Services to remain high during Q4 2023 and into 2024.

In conjunction with hydrogen trade shows in Germany and South Korea, and at the official inauguration of our Coating Service Center in China, we launched a new premium coating for fuel cell plates in heavy duty applications during September. In parallel with our focus on electrolysis, the premium FC coating is an important step in strengthening our offering in the fuel cell segment. Heavy duty applications are driving the demand for long lifetime fuel cells, which require more durable bipolar plates. Today, China is the main market for fuel cells globally. Our Shanghai facility is therefore offering the premium FC coating initially while we provide samples and qualify the coating with customers in other regions.

#### **Coating Services – our growth engine**

At the end of September, Regional President Yaowen Wang hosted the inauguration of the Coating Service Center in Shanghai together with customers, local officials and team members, and visitors from our Swedish headquarters. The facility in Shanghai is the cornerstone of expanding our Coating Services offering and will help meet the growing demand for fuel cells in the Chinese market.

The Shanghai facility launched operations during late spring 2023 and activity has been high throughout the third quarter. Production volumes have increased while we have in parallel performed customer qualifications of the new premium FC coating for heavy duty applications. The premium coating strengthens our offering for the growing fuel cell vehicle industry in the region. The sales pipeline in China is strong and growing, comprising regional stack producers as well as global automotive and industrial OEM's.

The advanced, efficient facility in Shanghai will serve as a template for the planned North American Coating Service Center. The Shanghai facility also offers lessons and best practices for the new headquarters in Linköping to be opened during 2024. Having Coating Service Centers in three distinct global regions will over time yield meaningful synergies in terms of sales and service levels to global customers, cost and quality management, and production processes.

The Coating Service Center in North America will bring us closer to current and potential customers, accelerate delivery times, and increase market awareness. The facility will be located in Upstate New York. Proximity to customers, inbound/outbound logistics, and access to

employees with coating and vacuum equipment experience are key considerations in our facility search. With Regional President Robert Mamazza leading the efforts, we aim to have the facility operational during the first half of 2024.

At our Capital Markets Update held on September 18, Yaowen Wang and Robert Mamazza described the company's market assessments and commercial progress in China and North America, respectively. China is a commercially active market for fuel cells – still in its early stages but with a viable industry ecosystem and functioning supply chains. North America is emerging quickly, with electrolysis (more so than fuel cells) driving demand initially. We expect strong commercial and regulatory drivers in the hydrogen segment to stimulate activity in these regions during the coming years. Impact Coatings is well-positioned to capitalize on the resulting growth in the market's pursuit of robust coatings.

### **First impressions and a look ahead**

After just three weeks as Impact Coatings CEO, I am deeply impressed with the expertise and drive of our team members; with the rigorous demands and technological leadership of our customers; and with the size of the commercial opportunities before us.

Looking ahead, I see several areas where I hope to make a lasting difference together with my new colleagues.

We can do more for our customers after they have purchased and installed INLINECOATER™ systems, driving increased after-market sales. This is an area that has received increased attention in recent years, but looking at the average revenue generated per system over its useful life, there is more we can do. As with all our activities, we will start by listening to our customers and adapt our offering to help them do more for longer with our market-leading PVD coating systems.

To facilitate sales growth and increase margins, I look forward to working with the team to reduce machine delivery lead times, so that we produce coating systems according to qualified market forecasts more so than reacting to incoming orders. We will work closely with our suppliers and other partners to accelerate production while reducing our bill of materials and labor costs.

In the organization, we have world-class coating experts that help our customers develop tailored coating solutions that solve emergent problems in, for example, water electrolysis or waveguide antenna production. We can work more closely with these customers at an early stage in their product development, then stay with them through commercial growth and long-term support to deliver value during an entire product life cycle. By working closely with our customers, we can help them translate their business and technical requirements into coating solutions that help create competitive advantages in the marketplace. We can also extend our technical expertise into a larger qualified sales team that drives more revenue, with deep technical expertise relevant for our most promising application areas.

These are only a few early thoughts after a busy but energizing first three weeks at the helm. In the next several weeks, I will continue my one-on-one conversations with the team and will be meeting customers visiting Linköping while also traveling abroad to see customers and prospects.

I look forward to further elaborate on the company, our progress, and priorities in the coming quarters. Once again, I am very happy to be here and thankful to be entrusted to lead the company in the next step of its journey.

*Jonas Nilsson, CEO*

## Financial Result

### THIRD QUARTER 2023

Net sales for the third quarter amounted to SEK 14,798 thousand (4,207), including Coating Services revenue of SEK 12,355 thousand (1,919) and aftermarket sales of SEK 2,443 thousand (2,288). No coating system delivery occurred during the period, nor in the comparable period.

Revenue for Coating Services during the third quarter includes SEK 3,979 thousand (0) from metals for electrolysis coatings. These metals are invoiced in a cost-neutral manner for Impact Coatings in agreement with relevant customers and are reported as revenue and raw material cost and do not affect operating profit.

Of the aftermarket sales SEK 683 thousand (0), and for Coating Services SEK 1,003 thousand (0), are from the subsidiary in China.

Total revenue amounted to SEK 17,628 thousand (13,863). The difference between net sales and total revenue is mainly from capitalized work for own account in the amount of SEK 1,003 thousand (2,992) and the change of work in progress in the amount of SEK -1,323 thousand (6,615).

Operating expenses amounted to SEK -28,375 thousand (-26,557), reflecting higher personnel costs and other external costs – mainly for our new Coating Service Center in China – in line with the growth strategy. In addition, SEK -2,953 thousand for the cost of metals for electrolysis is included – these are cost-neutral for the company as described above.

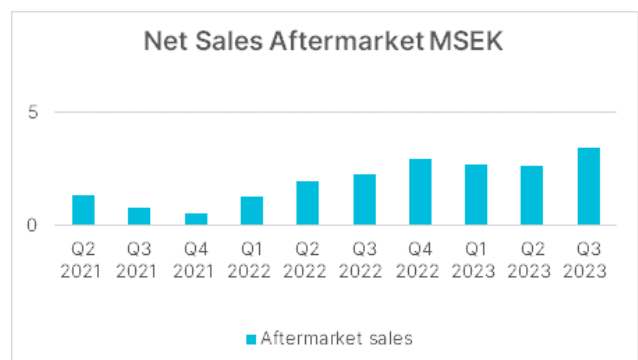
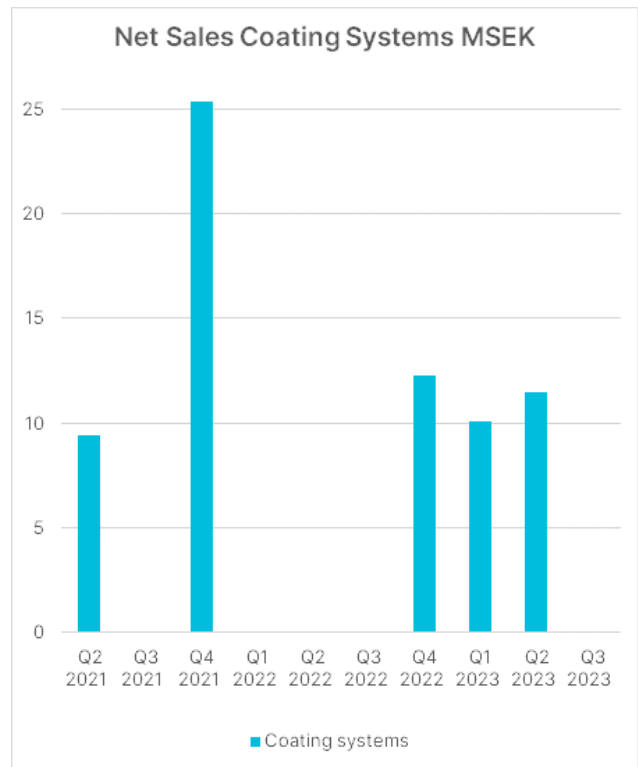
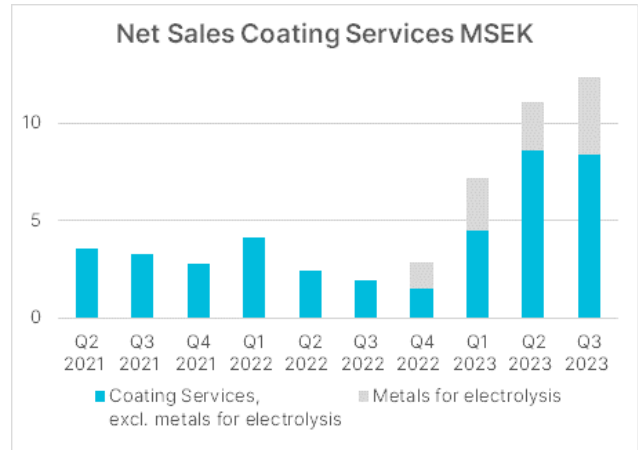
Currency translation loss amounted to SEK -3,029 thousand (1,101), a result of changed exchange rates of SEK against EUR and USD, as well as CNY against EUR and USD. The financial net was SEK 1 thousand (1).

Operating profit after financial items was SEK -13,776 thousand (-11,592).

### JANUARY-SEPTEMBER 2023

Net sales for the period amounted to SEK 59,933 thousand (13,945), including Coating Services revenue of SEK 30,642 thousand (8,343) and aftermarket sales of SEK 7,794 thousand (5,601). Revenues from system deliveries amounted to SEK 21,497 thousand (0).

Revenue from Coating Services during the period includes SEK 9,170 thousand (0) for metals for electrolysis coatings. These metals are invoiced cost-neutrally for Impact Coatings in agreement with relevant



customers and are reported as revenue and raw material cost and do not affect operating profit.

The subsidiary in China generated SEK 3,169 thousand (0) of aftermarket sales and SEK 1,074 thousand (0) in Coating Services revenue.

Total revenue amounted to SEK 57,972 thousand (34,261). The difference between net sales and total revenue is mainly explained by capitalized work for own account in the amount of SEK 7,824 thousand (17,652) and by changes in work in progress, which amounted to SEK -10,124 thousand (2,067).

During the period, we recognized capitalized costs for our own account for the new production facility in China in the amount of SEK 7,759 thousand.

Operating costs amounted to SEK -91,127 thousand (-71,887), reflecting higher personnel costs and other external costs – mainly for our new Coating Service Center in China – in line with our growth strategy. In addition, the cost of metals for electrolysis is included in the amount of SEK -9.170 thousand - these are cost-neutral for the company as described above. Operating costs include a provision for severance pay for the departing CEO of SEK 2,960 thousand.

Currency gains amounted to SEK 553 thousand (3,010), a result of changed exchange rates SEK against EUR and USD, as well as CNY against EUR and USD, during the period. The financial net was SEK 4 thousand (-4).

Operating profit after financial items was SEK -32,624 thousand (-34,620). Adjusted for the severance pay to the CEO, operating profit amounted to SEK -29,664 thousand.

## FINANCIAL POSITION AND LIQUIDITY

Cash and liquid assets at period end amounted to SEK 139,083 thousand (82,919). The liquidity ratio amounted to 169% (282%). The company has no interest-bearing debt.

Cash flow from operations for the year-to-date period amounted to SEK -36,544 thousand (-24,796). The growth in Coating Services has led to an increase in accounts receivable and deposits with customs for customers outside Europe. The increase in raw materials

is largely financed by advances from Coating Services customers, reported as customer pre-payments.

Cash flow from investments amounted to SEK -15,653 thousand (-22,095), which mainly refers to investments to complete our new Coating Service Center in China.

Cash flow from financing activities amounted to SEK 129,814 thousand (0). Total cash flow for the period was SEK 77,617 thousand (-46,890).

The company estimates that it has the liquidity needed for at least the next 12 months.

## ORDER BACKLOG FOR COATING SYSTEMS AND COATING SERVICES

The order backlog for coating systems was at the end of the period EUR 3,080 thousand (3,019), corresponding to SEK 36,478 thousand (32,964) based on the period-end exchange rate.

The order backlog for Coating Services was at the end of the period SEK 750 thousand, based on the period-end exchange rate. There were no orders for electrolysis in the order backlog at period end, which means there is no difference between the presented order backlog with and without metals for electrolysis.

The order backlog for aftermarket services is not reported.

## TRANSACTIONS WITH RELATED PARTIES

Of the parent company's total purchases and sales, SEK 0 thousand (0) of the purchases and SEK 15,171 thousand (0) of the sales refer to the subsidiary in China for the period January to September 2023. There are no financial receivables or liabilities between the parent company and the subsidiary. Transactions with related parties are priced according to market terms.

During the period, a write-down of shares in the subsidiary was made corresponding to the running costs in China. The write-down is matched by contributions from the parent company to cover these costs.

## Events During the Third Quarter

---


The official inauguration of the company's Coating Service Center in Shanghai, China, took place on September 26, with invited guests in the form of customers, local representatives, participants from the Swedish parent company, and the 15-member team of the Chinese subsidiary. Coating Services production in Shanghai started during the second quarter, as described in a press release dated June 21, 2023.

Impact Coatings exhibited and presented at two hydrogen trade shows in September: at hy-fcell in Germany and at H2 Meet in South Korea.

In connection with the inauguration in China and the hydrogen trade shows, the company launched the next generation premium FC coating for heavy-duty fuel cell vehicles. The new premium FC coating offers enhanced properties and protection for anode and cathode metal plates in LT-PEM fuel cells. In recent years, heavy-duty applications have driven the demand for longer-life fuel cells and with fuel cell plates that can withstand higher electrical voltage without degradation of the protective surface coating. To meet market demands, Impact

Coatings has developed and introduced the company's new premium FC coating as part of its fuel cell coating portfolio. The coating is now offered as a coating service, in order to best support customers' needs in the verification phase. Initially, this is done via the company's Coating Service Center in China, where the largest market in fuel cells is currently located.

On September 18, the company hosted a Capital Markets Update, presented live in Stockholm and via webcast. The update followed the completion of a rights issue in March 2023, and provided insights into the potential the company has identified within the green hydrogen market, which is entering a ramp-up phase and is expected to grow sharply during the coming decade. During the event, Torbjörn Sandberg Kanon (departing CEO), together with Yaowen Wang (Regional President China), Robert Mamazza (Regional President North America), and Jonas Nilsson (incoming CEO), explained the company's strategic priorities and growth ambitions related to hydrogen solutions. The event can be viewed in its entirety on the company's website.



*The new premium FC coating for heavy-duty fuel cell vehicles was launched at trade shows in September*

## Events After Period End

---

On October 1, Jonas Nilsson assumed the role of CEO of Impact Coatings, in accordance with the press release from the company on June 16, 2023. Jonas has a relevant background in the technology and engineering industry, with experience that includes previous CEO positions and board assignments in growing technology

companies, and has been active in the semiconductor, automotive and coatings industries. He comes most recently from LiU Invest, where he was Investment Manager. As of September 30, 2023, Jonas owned 250,000 Impact Coatings shares privately and via a privately held company.

## Other Information

---

### AUDIT AND ACCOUNTING POLICIES

The report has been prepared in accordance with the Annual Accounts Act and with the application of the Swedish Accounting Standards Board's general advice BFNAR 2012: 1 Annual Report and consolidated accounts (K3).

This interim report has not been subject to auditor review.

#### Principles for consolidated accounting

Due to the fact that a subsidiary was formed during the second quarter of 2022, consolidated accounts are now reported.

Companies where the company holds a majority of votes at the general meeting are consolidated in the consolidated accounts. The subsidiaries are included in the consolidated accounts from and including the day when the controlling influence is transferred to the group.

The group's financial statements are prepared according to the acquisition method. The time of acquisition is the time when the controlling influence is obtained. Identifiable assets and liabilities are initially valued at fair value at the time of acquisition.

Intermediate operations between group companies are eliminated in their entirety.

Subsidiaries in other countries prepare their accounts in foreign currency. During the consolidation, the items in these companies' balance sheets and profit and loss statements are recalculated to the balance sheet rate and the spot rate for the day and the business event took place, respectively. The exchange rate differences that arise are reported in accumulated exchange rate differences in the group's equity.

In addition to the above, the accounting principles are unchanged from previous periods.

### UPCOMING FINANCIAL EVENTS

Year-end report for 2023

February 16, 2024

### FOR MORE INFORMATION CONTACT:

Jonas Nilsson, CEO  
Tel: +46 70 731 09 04

Bengt Vernerson, Interim CFO  
Tel: +46 70 365 00 45

E-mail: [investors@impactcoatings.com](mailto:investors@impactcoatings.com)

This and other Interim reports and Annual reports are available on the company's website at [www.impactcoatings.com/finansiella-rapporter-arkiv/](http://www.impactcoatings.com/finansiella-rapporter-arkiv/).

## Consolidated Income Statement - Impact Coatings Group

<i>(All amounts in SEK 000)</i>	Jul-Sep 2023	Jul-Sep 2022	Jul-Sep 2023	Jul-Sep 2022	Jan-Dec 2022
Net sales	14 798	4 207	59 933	13 945	32 022
Capitalized work for own account	1 003	2 992	7 824	17 652	20 635
Change of work in progress	1 323	6 615	-10 124	2 067	3 751
Other operating income	504	49	339	597	639
<b>Total revenue</b>	<b>17 628</b>	<b>13 863</b>	<b>57 972</b>	<b>34 261</b>	<b>57 047</b>
Raw materials	-8 131	-9 845	-27 095	-21 064	-37 075
Gross margin %	54%	29%	53%	39%	35%
Other external costs	-6 112	-5 285	-18 082	-15 077	-21 183
Personnel costs	-12 998	-10 679	-42 833	-33 570	-46 205
Write off and depreciation of tangible and intangible assets	-1 135	-748	-3 116	-2 176	-2 849
Profit / Loss on Exchange rate	-3 029	1 101	553	3 010	3 263
Other operating expenses	0	0	-25	0	0
<b>Operating profit</b>	<b>-13 777</b>	<b>-11 593</b>	<b>-32 628</b>	<b>-34 616</b>	<b>-47 003</b>
Interest income and similar items	1	1	4	0	1
Interest expenses and similar items	0	0	0	-4	0
Operating profit after financial items	-13 776	-11 592	-32 624	-34 620	-47 002
Tax expenses on profit in the period	0	0	0	0	0
<b>Net result for the period</b>	<b>-13 776</b>	<b>-11 592</b>	<b>-32 624</b>	<b>-34 620</b>	<b>-47 002</b>
Earnings per share (kr)	-0.16	-0.20	-0.43	-0.61	-0.83
Average shares outstanding during the period	87 486 713	56 609 051	75 950 004 <sup>1)</sup>	56 609 051	56 609 051
Shares outstanding at period end	87 486 713	56 609 051	87 486 713	56 609 051	56 609 051

<sup>1)</sup> Share issuance of 30,877,662 shares, subscribed March 23, 2023, and registered April 12, 2023.



## Consolidated Balance Sheet - Impact Coatings Group

<i>(All amounts in SEK 000)</i>	2023-09-30	2022-09-30	2022-12-31
<b>Assets</b>			
<b>Long term assets</b>			
Capitalized development expenditures	353	439	417
Machines and technical equipment	41 496	7 235	27 064
Assets under construction	4 609	23 133	6 440
<b>Total fixed assets</b>	<b>46 459</b>	<b>30 808</b>	<b>33 921</b>
<b>Short term assets</b>			
Raw materials	94 448	19 659	28 285
Work in progress	2 622	11 045	12 728
Other short term receivables	25 759	17 599	16 025
Cash and liquid assets			
Unrestricted cash	139 083	80 223	58 689
Restricted cash	0	2 696	2 748
<b>Total short term assets</b>	<b>261 912</b>	<b>131 222</b>	<b>118 476</b>
<b>Total assets</b>	<b>308 371</b>	<b>162 030</b>	<b>152 397</b>
<b>Shareholder equity and liabilities</b>			
Shareholder equity	211 086	126 361	113 867
Pre-payment from customers			
Paid	74 045	17 675	20 068
Short-term liabilities	23 240	17 994	18 463
<b>Total shareholder equity and liabilities</b>	<b>308 371</b>	<b>162 030</b>	<b>152 397</b>

## Consolidated Changes in Shareholder Equity - Impact Coatings Group

<i>(All amounts in SEK 000)</i>	2023-09-30	2022-09-30	2022-12-31
Opening balance	113 867	160 639	160 639
Share issuance / warrants (after emission costs)	129 814	0	0
Period result	-32 624	-34 620	-47 002
Translation Difference	29	342	230
<b>Closing Balance</b>	<b>211 086</b>	<b>126 361</b>	<b>113 867</b>

## Consolidated Statement of Cash Flows - Impact Coatings Group

<i>(All amounts in SEK 000)</i>	Jul-Sep 2023	Jul-Sep 2022	Jan-Sep 2023	Jan-Sep 2022	Jan-Dec 2022
Operating profit after depreciation	-13 777	-11 593	-32 628	-34 616	-47 003
Financial items (net)	1	1	4	-4	1
Adjustments for non cash items	1 135	748	3 116	2 063	2 882
<b>Cash flow from operations before change in working capital</b>	<b>-12 641</b>	<b>-10 844</b>	<b>-29 508</b>	<b>-32 557</b>	<b>-44 119</b>
Change in working capital	4 062	-4 878	-7 036	7 761	1 741
<b>Cash flow from operations</b>	<b>-8 579</b>	<b>-15 722</b>	<b>-36 544</b>	<b>-24 796</b>	<b>-42 378</b>
Cash flow from investments	-6 684	-7 364	-15 653	-22 095	-25 881
Rights issue	0	0	148 213	0	0
Rights issue costs paid	0	0	-18 398	0	0
Cash flow from financing activities	0	0	129 814	0	0
<b>Cash flow for the period</b>	<b>-15 263</b>	<b>-23 086</b>	<b>77 617</b>	<b>-46 890</b>	<b>-68 259</b>
Liquid assets, opening balance	154 318	106 011	61 437	129 467	129 467
Exchange Rate Difference in Liquid Assets	29	-7	29	342	230
<b>Liquid assets ending balance</b>	<b>139 083</b>	<b>82 919</b>	<b>139 083</b>	<b>82 919</b>	<b>61 438</b>
<b>Liquidity ratio, %</b>	<b>169</b>	<b>282</b>	<b>169</b>	<b>282</b>	<b>205</b>

## Consolidated Income Statement - Parent Company

<i>(All amounts in SEK 000)</i>	Jul-Sep 2023	Jul-Sep 2022	Jan-Sep 2023	Jan-Sep 2022	Jan-Dec 2022
Net sales	16 199	4 207	70 883	13 945	31 867
Capitalized work for own account	0	2 992	65	17 652	20 635
Change of work in progress	1 323	6 615	-10 124	2 067	3 751
Other operating income	570	49	234	597	639
<b>Total revenue</b>	<b>18 093</b>	<b>13 863</b>	<b>61 058</b>	<b>34 261</b>	<b>56 892</b>
Raw materials	-8 586	-9 845	-27 855	-21 064	-37 075
Gross margin %	0.53	0.29	0.54	0.39	0.35
Other external costs	-4 944	-5 333	-14 696	-15 368	-20 028
Personnel costs	-11 263	-10 631	-37 800	-33 314	-42 755
Write off and depreciation of tangible and intangible assets	-1 118	-748	-3 075	-2 176	-2 828
Profit / Loss on Exchange rate	-3 117	1 101	544	3 010	3 130
Other operating expenses	0	0	-25	0	0
<b>Operating profit</b>	<b>-10 935</b>	<b>-11 593</b>	<b>-21 849</b>	<b>-34 616</b>	<b>-42 664</b>
Impairment of shares in group companies	-1 400	0	-4 705	0	-4 345
Interest income and similar items	0	0	0	0	0
Interest expenses and similar items	0	1	0	-4	-2
Operating profit after financial items	-12 335	-11 592	-26 554	-34 620	-47 011
Tax expenses on profit in the period	0	0	0	0	0
<b>Net income for the period</b>	<b>-12 335</b>	<b>-11 592</b>	<b>-26 554</b>	<b>-34 620</b>	<b>-47 011</b>

## Consolidated Balance Sheet - Parent Company

<i>(All amounts in SEK 000)</i>	2023-09-30	2022-09-30	2022-12-31
<b>Assets</b>			
<b>Long term assets</b>			
Capitalized development expenditures	353	439	417
Machines and technical equipment	25 755	7 235	26 938
Assets under construction	0	23 133	1 729
<b>Financial assets</b>			
Shares in subsidiary	21 913	0	12 586
<b>Total long term assets</b>	<b>48 021</b>	<b>30 808</b>	<b>41 670</b>
<b>Short term assets</b>			
Raw materials	90 229	19 659	28 175
Work in progress	2 622	11 045	12 728
Other short term receivables	38 744	17 599	10 758
Cash and liquid assets			
Unrestricted cash	135 367	80 223	55 250
Restricted cash	0	2 696	2 748
<b>Total short term assets</b>	<b>314 982</b>	<b>131 222</b>	<b>109 659</b>
<b>Total assets</b>	<b>363 003</b>	<b>162 030</b>	<b>151 329</b>
<b>Shareholder equity and liabilities</b>			
Shareholder equity	216 888	126 361	113 627
Pre-payment from customers			
Paid	74 112	17 675	20 072
Short term liabilities	23 982	17 994	17 630
<b>Total shareholder equity and liabilities</b>	<b>314 982</b>	<b>162 030</b>	<b>151 329</b>

## Summary of Financial Development

The financial development of Impact Coatings AB (publ) for the full years 2019-2022 and the group's consolidated financial development for the period January-September 2023 are summarized below.

All figures related to the operating years 2019-2022 are based on material from previously published annual reports.

<i>(All amounts in SEK 000)</i>		<b>2023</b>	<b>2022</b>	<b>2021</b>	<b>2020</b>	<b>2019</b>
		<b>Jan-Sep</b>	<b>Jan-Dec</b>	<b>Jan-Dec</b>	<b>Jan-Dec</b>	<b>Jan-Dec</b>
Net sales		59 933	32 022	57 198	39 515	49 084
Revenue		57 971	57 047	54 549	54 355	39 366
Operating profit		-32 619	-47 003	-32 083	-22 970	-26 368
Result after financial items (net)		-32 624	-47 002	-32 092	-22 975	-26 387
Operating margin	%	Neg	Neg	Neg	Neg	Neg
Intangible assets		353	417	1 373	2 195	3 440
Tangible assets		46 105	33 504	9 516	8 779	17 034
Financial assets		0	0	0	0	100
Inventory		97 070	41 014	18 512	27 363	12 372
Pre payment from customers		74 045	20 068	0	5 621	2 350
Short term assets		25 759	15 753	14 580	7 785	2 483
Cash and liquid assets		139 083	61 437	129 467	49 632	78 785
Shareholder equity		211 086	113 867	160 638	79 030	102 006
Long term liabilities		0	0	0	0	0
Short term liabilities		23 240	18 191	12 810	11 102	9 858
Total assets		308 371	152 125	173 449	95 754	114 213
Return on assets	%	Neg	Neg	Neg	Neg	Neg
Return on equity		Neg	Neg	Neg	Neg	Neg
Equity/asset ratio		68.5%	74.9%	1	82.5%	89.3%
Debt ratio	times	0	0	0	0	0
Interest coverage ratio		Neg	Neg	Neg	Neg	Neg
Liquidity ratio	%	169	202	1 124	343	666
Employees		55	45	37	30	32
Investments						
Intangible assets		0	0	424 <sup>1)</sup>	0	0
Tangible assets		15 653	25 881	1 676	-101	172
Financial assets		0	0	0	0	0
Earnings per share	SEK	-0.43	-0.83	-1	-0.44	-0.61
Average shares outstanding during the period		75 950 004 <sup>2)</sup>	56609051	55 809 051 <sup>3)</sup>	51 809 051	43 008 425 <sup>4)</sup>
Shares outstanding at period end		87 486 713	56609051	56 609 051	51 809 051	51 809 051

<sup>1)</sup> Investment of SEK 424 thousand represents a re-classification from development expenses to intangible assets.

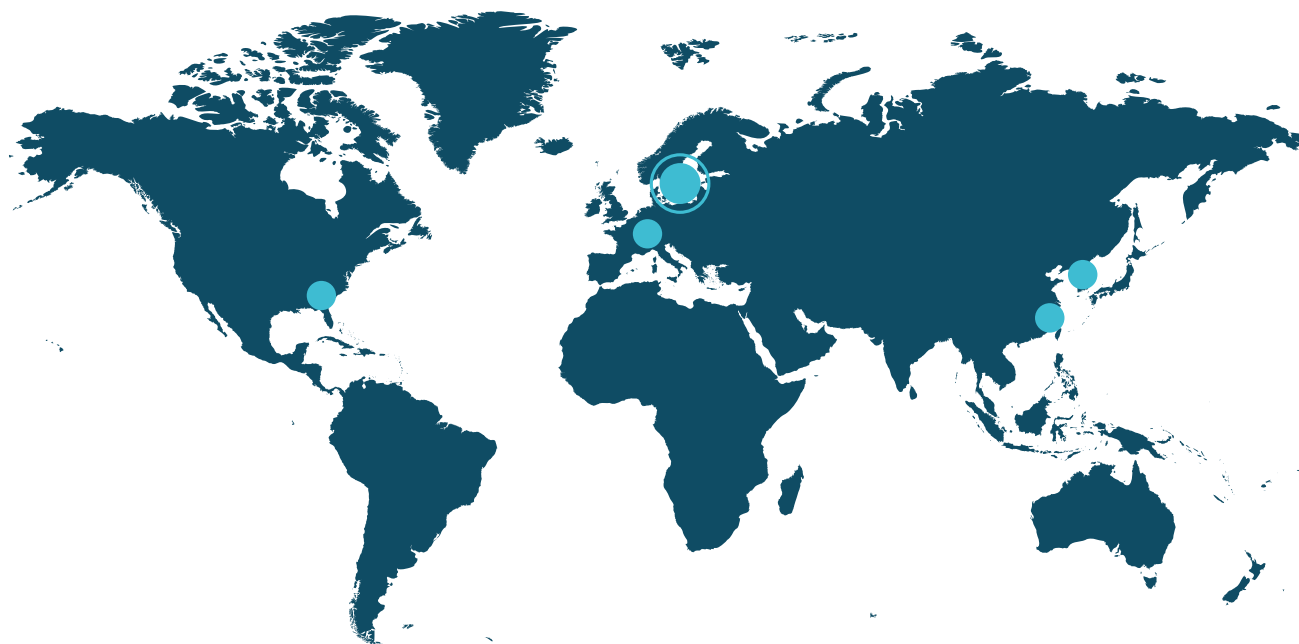
<sup>2)</sup> Share issuance of 30,877,662 shares, subscribed March 23, 2023, and registered April 12, 2023.

<sup>3)</sup> Share issuance of 4,800,000 shares, subscribed February 24, 2021, and registered February 26, 2021.

<sup>4)</sup> Share issuance of 9,257,143 shares, subscribed October 29, 2019, and registered December 13, 2019.

## Definition of terms:

Operating margin	Operating profit after financial items divided by revenue
Shareholder equity	Sum total of shareholder equity, restricted reserves and non-restricted equity
Return on assets	Operating profit before interest divided by average capital employed
Return on equity	Net income after tax divided by average shareholder equity
Equity / assets ratio	Shareholder equity divided by balance sheet total
Debt ratio	Interest bearing debts divided by shareholder equity
Interest coverage ratio	Operating profit before interest expenses divided by interest expenses
Earnings per share	Net income after tax divided by average number of shares
Liquidity ratio	Cash and short-term assets excl. inventory divided by short term liabilities



Impact Coatings offers customer-focused coating services, clean coating technologies, and flexible coating systems with focus on hydrogen solutions, autonomous safety functions, and tailored coating solutions for high-end applications.

The company utilizes vacuum deposition methods – sustainable processes to apply thin layers of metal or ceramic coatings that improve performance and durability. Impact Coatings markets coating equipment under the trademark INLINECOATER™ and coating materials under the trademark MAXPHASE™. The company's service models and systems are flexible and scalable to fit the fast-paced markets the company operates within.

The Impact Coatings share is listed on Nasdaq First North Growth Market (Nasdaq Nordic). The company's Certified Adviser is Redeye AB.

**IMPACT COATINGS AB**

Westmansgatan 29G

SE-582 16 Linköping, Sweden

E-mail: [info@impactcoatings.com](mailto:info@impactcoatings.com)

[www.impactcoatings.com](http://www.impactcoatings.com)

[www.linkedin.com/company/impact-coatings](http://www.linkedin.com/company/impact-coatings)

