

A 3D molecular model of a cell, likely a T cell, rendered in blue. The cell has a complex, textured surface with many small protrusions. Several orange, Y-shaped structures are attached to the surface, representing receptors or signaling molecules. The background is a blurred, light blue-green color.

**F A R O N**

Leading the way in  
**breakthrough**  
**immunotherapies**

**Annual Report 2021**

## Faron Pharmaceuticals in brief

Faron (AIM: FARN, First North: FARON) is a clinical stage biopharmaceutical company focused on building the future of immunotherapy by harnessing the power of the immune system to tackle cancer and inflammation. The Company currently has a pipeline based on the receptors involved in regulation of immune response in oncology, organ damage and bone marrow regeneration. Bexmarilimab, a novel anti-Clever-1 humanised antibody, is its investigative precision immunotherapy with the potential to provide permanent immune stimulation for difficult-to-treat cancers through targeting myeloid function. Currently in phase I/II clinical development as a potential single-agent therapy for patients with untreatable solid tumours, the Company is also progressing plans to investigate bexmarilimab's potential in additional clinical settings, including in combination with anti-PD-1 therapy

in selected advanced solid tumors and in combination with standard of care in hematological malignancies. Traumakine is an investigational intravenous (IV) interferon beta-1a therapy for the treatment of acute respiratory distress syndrome (ARDS) and other ischemic or hyperinflammatory conditions. Traumakine is currently being evaluated in the Phase II/III HIBISCUS trial as a potential treatment for hospitalized COVID-19 patients. The 59th Medical Wing of the US Air Force and the US Department of Defense are also evaluating Traumakine for the prevention of multiple organ dysfunction syndrome (MODS) after ischemia reperfusion injury caused by a major trauma. Faron is headquartered in Turku, Finland with offices in Zürich, Switzerland and Boston, MA in the United States.



“Despite the ongoing global pandemic, 2021 was another historic year for Faron. We accelerated our ambitious bexmarilimab development program and progressed plans to study this novel precision immunotherapy in multiple settings across both solid tumors and hematologic malignancies. We couldn't have done this without the continued support of our shareholders and the incredible team at Faron, who I'd like to especially thank for their dedication to our mission, resiliency and ability to navigate these unprecedented times.”

**Dr. Markku Jalkanen**

*Chief Executive Officer*

*For further information on the Company's progress, development programmes and pipeline, please visit Faron's website [www.faron.com](http://www.faron.com).*

# Contents

## FARON PHARMACEUTICALS

Our Pipeline	4
Highlights 2021	8

## STRATEGIC REPORT

Chairman's Statement	12
Chief Executive Officer's Review	14
Financial Review	18
Risks and Uncertainties	21

## CORPORATE GOVERNANCE

Chairman's Introduction to Governance	24
Compliance with the Principles of the QCA Code	25
Board of Directors	26
Remuneration Report	32
Corporate Governance Statement	40
Directors' Report	44

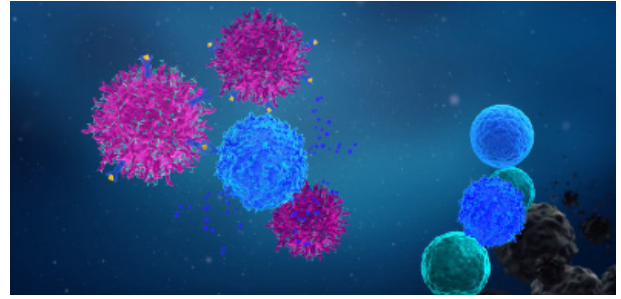
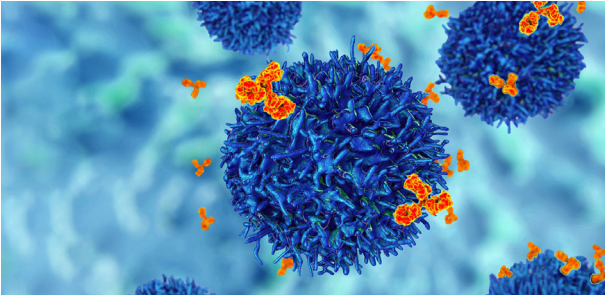
## FINANCIAL REPORT

Statement of Comprehensive Income	46
Balance Sheet	47
Parent Company Statement of Changes in Equity	48
Group Statement of Changes in Equity	49
Statement of Cash Flows	50
Notes to the Financial Statements	51
Results and Dividends	72
Auditor's Report	73

# Our Pipeline

Building the future of immunotherapy

PROGRAMS (TARGET)	INDICATIONS	PRECLINICAL	PHASE I	PHASE II	PHASE III
<b>IMMUNO-ONCOLOGY</b> <b>Bexmarilimab</b> <i>(anti-Cleaver-1 mAb)</i>	Solid tumors (MATINS)	▶			
	NSCLC (MATINS-05 LUNG)	▶			
	Hematological Malignancies (MATINAML)	▶			
<b>ORGAN PROTECTION</b> <b>Traumakine</b> <i>(intravenous IFN beta-1a)</i>	COVID-19 (HIBISCUS)	▶			
	ARDS & COVID-19 (REMAP-CAP)	▶			
<b>REGENERATIVE MEDICINE</b> <b>Haematokine</b> AOC3 inhibitor	Hematological Malignancies	▶			
	Bone Marrow Failure	▶			



# Bexmarilimab (formerly 'Clevegen') – the future of immunotherapy

## THE TARGET AND PROGRAMME

Bexmarilimab is Faron's wholly-owned, investigative precision immunotherapy with the potential to provide permanent immune stimulation for difficult-to-treat cancers through targeting myeloid cell function. A novel anti-Cleaver-1 humanised antibody, bexmarilimab targets Clever-1 positive (Common Lymphatic Endothelial and Vascular Endothelial Receptor 1) tumour associated macrophages (TAMs) in the tumour microenvironment, converting these highly immunosuppressive M2 macrophages to immune stimulating M1 macrophages.

Bexmarilimab has been shown to successfully block or silence Clever-1, activating antigen presentation and promoting interferon gamma secretion by leukocytes. Additional pre-clinical studies have proven that Clever-1, encoded by the Stabilin-1 or STAB-1 gene, is a major source of T cell exhaustion and involved in cancer growth and spread. Observations from clinical studies to date indicate that Clever-1 has the capacity to control T cell activation directly, suggesting that the inactivation of Clever-1 as an immune suppressive molecule could be more important than previously thought.

As an immuno-oncology therapy, bexmarilimab has potential as a single-agent therapy or in combination with other standard treatments including immune checkpoint molecules. Beyond immuno-oncology, it offers potential in infectious diseases, vaccine development and more.

## CLINICAL DEVELOPMENT

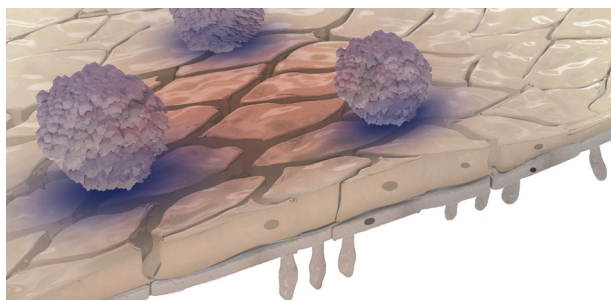
Bexmarilimab is currently in phase I/II clinical development as a potential therapy for patients with untreatable solid tumours. The MATINS study is a first-in-human, open label phase I/II clinical trial investigating the tolerability, safety and efficacy of bexmarilimab in ten different hard-to-treat metastatic or inoperable solid tumour cohorts. The most

significant disease control rate (partial response + stable disease rate) was observed in cutaneous melanoma (30%), gastric cancer (30%), cholangiocarcinoma (30%), hepatocellular carcinoma (40%) and breast cancer (40%) patients. To date, the investigational therapy has been shown to be safe and well-tolerated.

Beyond the MATINS trial, Faron is progressing plans to study bexmarilimab in combination with other checkpoint inhibitors and as a treatment for hematological malignancies. Biomarker analysis will also continue to better understand which patients are likely to respond and what happens in the tumour microenvironment when patients are treated with bexmarilimab.



*This project has received funding from the European Union's Horizon 2020 research and innovation programme under grant agreement No 960914.*



# Traumakine –enhancing the endothelial barrier

## THE TARGET AND PROGRAMME

Traumakine® is Faron's investigational intravenous (IV) interferon beta-1a therapy for the treatment of acute respiratory distress Syndrome (ARDS) and other ischemic or hyperinflammatory conditions.

ARDS is a severe, orphan lung disease characterised by widespread inflammation in the lungs and a sudden failure of the respiratory system. The integrity of vasculature and capillaries, which maintain the supply of oxygen in various organs, is sustained by endothelial cells covering the inner surfaces of blood vessels and forming a barrier between circulation and tissues. The breakdown of this endothelial barrier results in leakage of blood content to tissues. When this happens in the lungs of ARDS patients, the lungs fill with protein rich fluid and blood cells, resulting in respiratory failure.

The body's own, natural production of interferon beta 1a, a key interferon signaling protein produced in response to infection, is one of the major innate immunity defences against virus invasion and a vital response to inflammation, especially in severe respiratory viral infections.

Faron is investigating the potential of Traumakine treatment to further strengthen this natural defence. In addition to a profound antiviral effect, Traumakine upregulates the cell surface protein Cluster of Differentiation 73 (CD73), an enzyme that suppresses pro-inflammatory responses in endothelial cells. Using an IV administration of interferon beta-1a provides optimal exposure to the lung vasculature, increasing protection against serious lung complications and helping to prevent vascular leakage by enhancing endothelial barrier function.

## CLINICAL DEVELOPMENT

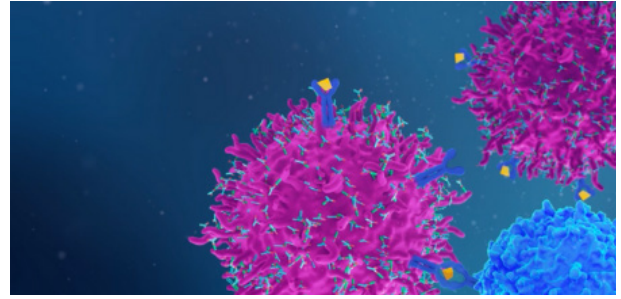
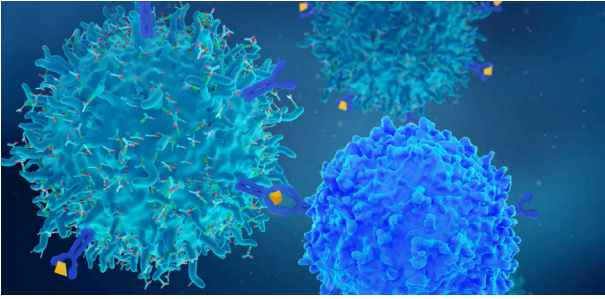
Building on robust pre-clinical research, Faron has conducted multiple clinical studies using Traumakine for the treatment of ARDS and other conditions. Phase I/

II proof of concept studies investigating the potential of Traumakine for the treatment of ARDS reported promising results with a significant drop in mortality among patients treated with Traumakine and efficacy improvements consistent with a reduction in vascular leakage.

The Phase II/III HIBISCUS trial investigating Traumakine in the treatment of hospitalized COVID-19 patients commenced in 2021. In the trial, Traumakine is used prior to the current practice of corticosteroid treatment to prevent acute respiratory distress syndrome (ARDS), to improve clinical condition and reduce patient death. This trial was supported the US Department of Defense through funding from the Coronavirus Aid, Relief, and Economic Security Act.

As part of a working relationship established with Faron, the 59th Medical Wing of the US Air Force and the U.S. Department of Defense are also evaluating Traumakine's role in preventing multiple organ dysfunction syndrome (MODS) after ischemia-reperfusion injury caused by a major trauma.

IFN beta-1a has previously demonstrated a compelling argument as the body's first line of defence against viral infection. Inducing CD73 expression on vascular endothelium can protect vital organs against ischemia and inflammation, offering a new approach to the treatment of several life threatening diseases and conditions.



# Haematokine – haematopoietic stem cell expansion

## THE TARGET AND PROGRAMME

Hematopoietic Stem Cell Transplantation (HSCT) is standard of care for many diseases of the blood. However, transplant failure, a result of poor expansion rates from the transplanted cells, is a complication arising from transplantations that occurs in over 25% of patients and can be lethal.

The AOC3 enzymatic domain, a semicarbazide sensitive amine oxidase, is known to produce hydrogen peroxide (H<sub>2</sub>O<sub>2</sub>), a potent inflammatory mediator. AOC3 in vivo, ex vivo and in vitro studies have revealed that an AOC3 enzymatic end product H<sub>2</sub>O<sub>2</sub> controls expansion of hematopoietic stem cells.

Haematokine® regulates AOC3 activity in order to expand hematopoietic stem cells, which can be used in regenerative medicines and in hematological malignancies where expansion rates in transplanted cells are low. This programme, currently in pre-clinical development, has the potential to benefit all indications where an expansion of haematopoietic stem cells is needed.

## CLINICAL DEVELOPMENT

Hematokine is currently undergoing IND-enabling studies.

# Highlights

## Operational (including post period):

**BEXMARILIMAB** - Faron's wholly-owned, novel precision cancer immunotherapy candidate, in Phase I/II development for difficult-to-treat cancers.

- Compelling antitumor activity in multiple advanced solid tumor types was reported from patients enrolled in the completed Part I and ongoing Part II of the MATINS study, investigating bexmarilimab as a potential monotherapy in patients with solid tumors who have exhausted all treatment options. The strongest results were observed in cutaneous melanoma, gastric cancer, cholangiocarcinoma, hepatocellular carcinoma and breast cancer with a 30.0% – 40.0% clinical benefit rate (CBR) across these tumor types.
- Landmark analysis estimates 70% nine-month overall survival rate for MATINS patients who benefited from treatment with bexmarilimab and 26% for patients who did not benefit from treatment. Median overall survival has not yet been reached in the clinical benefit patient group.
- Biomarker analysis shows patients with low interferon gamma (IFN $\gamma$ ) and tumor necrosis factor alpha (TNF $\alpha$ ) levels experienced significantly higher clinical benefit following treatment with bexmarilimab, which is opposite to what is usually seen with checkpoint inhibitors and other T cell activating agents, meaning bexmarilimab has the potential to bring the promise of immunotherapy to a much broader patient population compared to the relatively small percentage of cancer patients benefiting from checkpoint inhibitor therapies today.
- A more than 100% increase in IFN $\gamma$  levels was seen after the first cycle of bexmarilimab treatment among patients who experienced clinical benefit. In certain patients, bexmarilimab is able to turn cold tumors into hot tumors and may serve as a catalyst for the immune system allowing initially checkpoint inhibitor resistant patients to become responsive to PD-1 blockade.
- Further clinical trials are planned to start in 2022 to investigate bexmarilimab's potential in additional clinical settings, including in combination with anti-PD-1 therapy in selected advanced solid tumors and in combination with standard of care in hematological malignancies.
- A key patent with claims protecting the composition of matter of bexmarilimab was granted by the United States Patent and Trademark Office and equivalent Japanese patent office. This patent family covers bexmarilimab's binding sequences and Clever-1's corresponding epitope – specific elements of the antibody-antigen binding site – with an expected expiry date, not including any potential extensions, of 2037. The European Patent Office also issued an allowance letter, which means that more than 80% of pharmaceutical markets are now covered with this patent family.
- A new role for soluble Clever-1 was identified, related to its capacity to control T cell activation. The scientific findings, from tests on MATINS patients' plasma, suggest that their high levels of free, soluble Clever-1 can act as a direct inhibitor of T cell activation, providing a greater immunosuppressive effect than previously expected and indicating broader applicability for bexmarilimab. A new patent application has been filed seeking protection for these inventions and related applications.



**TRAUMAKINE®** - Faron's investigational intravenous (IV) interferon beta-1a therapy, in development for the treatment of acute respiratory distress syndrome (ARDS) and other ischemic or hyperinflammatory conditions.

- Dosing commenced in the Phase II/III HIBISCUS trial investigating Traumakine in the treatment of hospitalized COVID-19 patients compared to corticosteroid treatment with dexamethasone. The US Department of Defense (DoD) selected the HIBISCUS trial to receive \$6.1 million of funding from the Coronavirus Aid, Relief, and Economic Security (CARES) Act.
- Building on Faron's already strong IP portfolio for Traumakine, Faron signed a sub-license agreement covering a relevant manufacturing patent in the US. Faron also applied for patent protection relating to Traumakine's induction of CD73 for organ protection, through the sequential use of IV interferon beta-1a followed by corticosteroids for the treatment of systemic inflammation.
- *Scientific Reports* published data from INFORAAA Study Showing Traumakine induced up-regulation of CD73 was associated with 100% survival in surgically operated ruptured abdominal aorta aneurysm (RAAA) patients. These patients are at high risk of ischemia-reperfusion injury, with expected mortality between 30-40%.
- Partnership established with the 59th Medical Wing of the U.S. Air Force and U.S. Army and U.S. Army Institute of Surgical Research to explore the use of Traumakine for organ protection in combat wounds leading to multi-organ failure from ischemia and reperfusion.
- New manufacturing process is progressing as planned in collaboration with AGC Biologics.

**HAEMATOKINE** – An AOC3 (amine oxidase copper containing 3) protein inhibitor targeting Vascular Adhesion Protein-1 (VAP-1) in development for use in regenerative medicine and to treat hematological malignancies.

- Faron acquired rights for this potential use of AOC3 inhibitors and will be responsible for the future development of Haematokine and for the management, prosecution, maintenance and filing of patent applications.
- The multidisciplinary journal *Cellular and Molecular Life Sciences* published research showing the inhibition of VAP-1 potentially supports the expansion of human hematopoietic stem cells (HSC), which are essential to the formation of new cells within blood. This approach has the potential to benefit a variety of conditions where an expansion of HSC is needed. This includes bone marrow transplantation, where approximately 25% of transplants fail due to poor expansion of transplanted cells.

#### CORPORATE HIGHLIGHTS

- Balance sheet was strengthened by raising EUR 25.6 million gross through private placements of new ordinary shares. This includes two placements, which encompassed existing and new investors, including the European Innovation Council Fund, a breakthrough initiative from the European Commission. In February 2022, Faron also announced a debt funding agreement with IPF Partners for up to EUR 30 million. EUR 10 million was accessed upon signing of the agreement with an additional EUR 20 million available in the future through additional tranches of EUR 5 million and EUR 15 million, subject to certain conditions being met.

- Anne Whitaker joined the Faron Board of Directors, bringing more than 25 years of experience in the life science industry, including senior leadership roles with large pharmaceutical, biotech and specialty pharma companies. Anne is the current Chairman of the Board for Aerami Therapeutics Holdings, Inc. Anne previously served as Chief Executive Officer of Novoclem Therapeutics, Inc., Executive Vice President at Bausch Health, President and Chief Executive Officer of Synta Pharmaceuticals and as President, North America Pharmaceuticals at Sanofi.
- Marie-Louise Fjällskog, M.D., Ph.D., joined Faron's Global Management Team as Chief Medical Officer, bringing with her over 30 years of experience in clinical oncology, translational research, and drug development. Dr. Fjällskog joined Faron from Sensei Biotherapeutics (SNSE), a Nasdaq listed immuno-oncology company. As Chief Medical Officer at Sensei, she was responsible for leading clinical and development strategy and operations. Previously, she served as Vice President, Clinical Development at Merus (MRUS) and Infinity Pharmaceuticals (INFI) where she led development of multiple small molecule and immuno-oncology clinical programs. She was also formerly Global Clinical Program Leader at the Novartis Institute for Biomedical Research.
- Faron hosted a virtual R&D Day in February 2022 presenting the Company's plans to accelerate the development of bexmarilimab. The event was hosted by Dr. Markku Jalkanen, Chief Executive Officer, and members of the Global Management Team including Dr. Marie-Louise Fjällskog, Chief Medical Officer and Dr. Juho Jalkanen, Chief Operating Officer. External perspectives were provided by Dr. Tyler Curiel, Professor of Medicine and Microbiology, Immunology & Molecular Genetics at The University of Texas Health Science Center at San Antonio, United States and Dr. Maija Hollmén, Adjunct Professor of Tumour Immunology, Group Leader and Academy Research Fellow at the MediCity Research Laboratory, Institute of Biomedicine, University of Turku, Finland.

## IMPACT OF COVID-19

- Despite the ongoing global pandemic, the Company was able to continue operations with limited disruptions. This included the successful planning and execution of its clinical trials, which proceeded as planned.
- Additionally, Faron closely followed and strictly

complied with the regulations and recommendations of the Finnish National Institute for Health and Welfare (THL) and other relevant local and international authorities to ensure the safety of its employees, study subjects and partners.

## FINANCIAL

- On December 31, 2021, the Company held cash balances of EUR 6.9 million (2020: EUR 4.1 million).
- Loss for the period for the financial year ended December 31, 2021 was EUR 21.2 million (2020: EUR 16.9 million).
- Net assets on December 31, 2021 were EUR 2.9 million (2020: EUR -1.8 million).
- In February 2021, the Company successfully raised a total of EUR 15.0 million gross (EUR 14.4 million net) from new and existing shareholders, through issuance of a total of 3,521,127 new ordinary shares. In September 2021, the Company successfully raised a total of EUR 10.6 million gross (EUR 10.1 million net) from new and existing shareholders, through issuance of a total of 2,763,158 new ordinary shares. Proceeds from both raises will be used to accelerate and expand the clinical development of the Company's main drug candidates and to strengthen the Company's balance sheet.
- Post period, in February 2022, Faron secured a debt funding agreement with IPF Partners for up to EUR 30 million. EUR 10 million was accessed upon signing of the agreement with an additional EUR 20 million available in the future through additional tranches of EUR 5 million and EUR 15 million, subject to certain conditions being met.

## CONSOLIDATED KEY FIGURES, IFRS

€'000	Unaudited 7-12/2021 6 months	Unaudited 7-12/2020 6 months	1-12/2021 12 months	1-12/2020 12 months
Revenue	0	0	0	0
Other operating income	4,927	1,379	6,137	2,122
Research and Development expenses	(8,361)	(8,345)	(17,369)	(13,879)
General and Administrative expenses	(7,250)	(2,543)	(9,876)	(4,897)
Loss for the period	(10,649)	(9,603)	(21,209)	(16,946)
Loss per share EUR	(0.21)	(0.22)	(0.42)	(0.37)
Number of shares at end of period	53,232,032	46,896,747	53,232,032	46,896,747
Average number of shares	51,836,953	44,606,204	50,723,964	45,712,111

€'000	Unaudited 30 Jun 2021	Unaudited 30 Jun 2020	31 Dec 2021	31 Dec 2020
Cash and cash equivalents	6,967	11,627	6,853	4,108
Equity	2,813	7,313	2,919	(1,849)
Balance sheet total	11,865	14,343	13,182	8,367

# Chairman's Statement

During 2021, Faron has continued to make significant progress across the business. It has maintained its focus on pipeline delivery, including the initiation of clinical trials and generation of further clinical data. The Company has developed the management team with new hires and raised funds during the period, all of which has been achieved against the continued challenges of COVID-19.

A key priority for Faron has been to continue to advance its wholly-owned novel precision cancer immunotherapy candidate, bexmarilimab, through the Phase I/II MATINS clinical trial. Over the course of the year the Company has generated and presented further clinical data showing that heavily pre-treated, late-stage cancer patients who receive clinical benefit from bexmarilimab can achieve long term survival. Through the multiple cohorts tested to date, bexmarilimab has generated compelling efficacy data and has continually been shown to be safe and well-tolerated. Faron is continuing to analyze biomarker data from the trial to better understand which patients are most likely to respond.

The Company will continue to accelerate bexmarilimab through clinical development and is planning to study bexmarilimab in combination with other checkpoint inhibitors and as a treatment for hematological malignancies, in addition to the ongoing MATINS trial. The evolving data generated to date suggest bexmarilimab is an active drug with a novel mechanism of action which, I believe, has the potential to play a significant role in the future treatment of cancer patients.

2021 saw the COVID-19 pandemic continue to evolve. With the global call for research to identify potential therapies being widely answered by life science companies, including Faron, there has been unprecedented innovation in this space. Despite this, there is still a need for new

therapeutic options to treat the serious complications of COVID-19, including acute respiratory distress syndrome (ARDS). As such, Faron was pleased to initiate the Phase II/III HIBISCUS trial, investigating Traumakine, Faron's investigational intravenous (IV) interferon (IFN) beta-1a therapy, in hospitalized COVID-19 patients.

Faron has generated a wealth of data on the potential of Traumakine during its clinical development and we were pleased to publish data from the completed Phase II INFORAAA trial showing the up-regulation of CD73 in surgically operated ruptured abdominal aorta aneurysm (RAAA) patients. The results show the role of CD73 in organ protection and its ability to benefit patients undergoing major surgery, and we remain confident that Traumakine has potential beyond ARDS, across multiple indications, where there continues to be significant unmet medical need.

Despite the difficult funding environment due to COVID-19, Faron has successfully secured further investment over the period to progress its pipeline. This is testament not only to the potential of our product candidates but also to the expertise and credibility of the management team. The Board meets regularly to discuss the Company's performance, review the clinical programs, discuss ongoing business strategy and assess the Company's financial situation in order to continue to progress the pipeline and deliver value for shareholders.

On behalf of the Board, I would like to take this opportunity to thank all the staff at Faron, without whom we would not have achieved so much this year; my colleagues on the Board for their commitment to the Company; our partner organisations and steering committee members for their support and expertise; Faron's investors for showing continued confidence in

the Company and, importantly, the health professionals and patients across our trial network. I would also like to extend a warm welcome to Dr. Marie-Louise Fjällskog, our new Chief Medical Officer. Her knowledge and network will be invaluable to Faron as we continue to accelerate bexmarilimab through clinical development whilst progressing our other product candidates.

Finally, I would also like to thank the management team, particularly Dr. Markku Jalkanen, Chief Executive Officer, Toni Hänninen, Chief Financial Officer, and Dr. Juho Jalkanen, Chief Operating Officer, who also acted as interim Chief Medical Officer in 2021, for their leadership. Under their expert guidance, we are looking forward to another year of continued progress during 2022.



**Dr Frank Armstrong**

*Chairman*

24 March 2022

# Chief Executive Officer's Review

Despite the ongoing challenges presented by a global pandemic, 2021 was another year of significant progress for our Company. Each of our pipeline assets moved forward and our quest to harness the power of the immune system to tackle cancer and inflammation is closer to being realized. We believe strongly that all three of our programs, Bexmarilimab, Traumakine and Haematokine, have the potential to fundamentally change treatment paradigms and meaningfully improve patient outcomes.

Since Faron was founded, our focus has been to challenge the status quo and accelerate innovation. Incremental progress is not good enough. We exist to address areas of significant unmet need; areas where there are no currently approved treatment options, or, in the case of cancer, where far too many patients are not benefiting from recent advances.

Bexmarilimab has the potential to bring the promise of immunotherapy to many more patients and in 2021 we significantly advanced its development. Our Phase I/II MATINS (Macrophage Antibody To INhibit immune Suppression) study investigating the safety and efficacy of bexmarilimab showed that patients across five different

tumor types experienced disease control rates between 30% and 40%. The data also showed that heavily pre-treated, late-stage cancer patients who receive clinical benefit from bexmarilimab can achieve long term survival. These results are important, and the global community took notice when we presented the data at international cancer meetings including ESMO, ESMO-IO and ASCO.

We also learned a great deal in 2021 about which cancer patients are most likely to benefit from treatment with bexmarilimab and what happens in the tumor microenvironment when patients respond to treatment. Biomarkers, which are proteins or other substances that are made at higher amounts by cancer cells than normal cells, are a critical missing link in attempting to identify appropriate candidates for immunotherapy and tailoring immunotherapy treatment regimens. The biomarker analysis we conducted showed clearly that patients with low baseline levels of serum interferon gamma (IFN $\gamma$ ) and tumor necrosis factor alpha (TNF $\alpha$ ) were more likely to experience clinical benefit following treatment with bexmarilimab. Patients with low levels of pro-inflammatory cytokines experiencing higher clinical benefit is opposite

to what is usually seen with currently approved checkpoint inhibitors and other T-cell activating agents.

Our analysis also showed that among patients who experienced clinical benefit, IFN $\gamma$  levels increased over 100% after the first cycle of bexmarilimab treatment. Interferon gamma is a marker for inflammation which suggests bexmarilimab may amplify an immune response and serve as a catalyst for the immune system allowing initially checkpoint inhibitor resistant patients to become responsive to PD-1 blockade.

This enhanced understanding of who is most likely to respond to treatment with bexmarilimab and what happens in the tumor microenvironment allowed us to refocus and accelerate our development plan in 2021. In addition to the ongoing MATINS trial, we progressed plans to study bexmarilimab in combination with other checkpoint inhibitors and as a treatment for hematological malignancies. We are undertaking an ambitious strategy but given the data we have seen to date and our evolving understanding of which biomarkers will predict response to treatment, we believe bexmarilimab has the potential to broadly impact cancer care.

We have also been successful in obtaining long term patent protection for bexmarilimab. During 2021 the United States Patent and Trademark Office and equivalent Japanese patent office approved protection, at least through 2037, for our humanized anti-Cleaver-1 antibody (bexmarilimab) sequence and the counter binding site of this antibody on Cleaver-1. Faron has also received an allowance letter from the European Patent Office, which now means that more than 80% of pharmaceutical markets are covered with this patent family.

Leading our bexmarilimab development efforts moving forward will be Dr. Marie-Louise Fjällskog, who joined Faron in January 2022 as our new Chief Medical Officer. We were thrilled to add someone of Marie-Louise's caliber to our team. She has over 30 years of experience in clinical oncology, translational research, and drug development and has held senior R&D roles at several clinical stage biotech companies. She was also formerly Global Clinical Program Leader at the Novartis Institute for Biomedical Research where she led global development of oncology treatments targeting CDK4/6, BCL-2, PD-1, CSF-1 and CD73.

In addition to bexmarilimab, 2021 proved to be an important year for Traumakine as well. Traumakine is our investigational intravenous interferon beta-1a therapy, which we are developing for the treatment of acute respiratory distress syndrome (ARDS) and other ischemic or hyperinflammatory conditions. Traumakine works by up-regulating CD73, a critical enzyme which yields anti-inflammatory adenosine and can prevent fluid from building up in and around organs.

In August, dosing commenced in the Phase II/III HIBISCUS trial investigating Traumakine in the treatment of hospitalized COVID-19 patients. While hospitalizations and severity of disease have decreased since the initiation of this study, we continue to believe that Traumakine has the potential to become a powerful treatment option for patients who are at risk of developing ARDS as a consequence of a viral infection, such as COVID-19. This trial is supported the US Department of Defense through funding from the Coronavirus Aid, Relief, and Economic Security Act.

Additionally, research highlighting results from our Phase II INFORAAA clinical trial, which examined the effect of Traumakine on mortality of surgically operated ruptured abdominal aorta aneurysm (RAAA) patients, was published in the multidisciplinary journal *Scientific Reports*. Analysis showed that up-regulation of CD73 following treatment with Traumakine was associated with 100% survival compared to the expected mortality rate for operated RAAA patients, which is between 30-40%. Ischemia-reperfusion injury, tissue damage caused when blood supply returns to tissue after a period of oxygen depletion, is the main cause of death for operated RAAA patients. We believe Traumakine has the potential to prevent acute organ injury following major surgery and polytrauma by reducing inflammation and preventing vascular leakage. This could represent a significant advancement in patient care given there are currently no drugs approved for this condition.

Similar to the patent advancements we made with bexmarilimab, our intellectual property (IP) portfolio for Traumakine was also strengthened in 2021 by signing a sub-license agreement covering a relevant manufacturing patent in the US. In addition, we applied for patent protection relating to Traumakine's induction of CD73 for organ protection, through the sequential use of IV interferon beta-1a followed by corticosteroids for the treatment of systemic inflammation. Adding these patent protections to our already strong IP portfolio will ensure

we are able to move each of the potential indications forward with the ultimate goal of making this innovative drug available to patients in the coming years.

The third program in our pipeline is Haematokine, an investigational Vascular Adhesion Protein 1 (VAP-1) inhibitor. Haematokine blocks VAP-1 enzymatic activity, which supports the expansion of human hematopoietic stem cells. This has the potential to benefit a variety of conditions where an expansion of hematopoietic stem cells is needed. Most notably, this includes bone marrow transplantation, where approximately 25% of transplants fail due to poor expansion of transplanted cells.

In November, the multidisciplinary journal *Cellular and Molecular Life Sciences* published research that aligns with our pre-clinical findings. Pre-clinical studies are continuing, and we believe Haematokine could have broad applicability, not just in hematological malignancies, but across the field of regenerative medicine.

Our focus for 2022 will be to accelerate bexmarilimab's clinical development, which in addition to the ongoing MATINS trial will include the initiation of trials investigating bexmarilimab in a first line setting in combination with other checkpoint inhibitors and as a treatment for hematological malignancies. We have a responsibility to the millions of cancer patients across the globe currently not benefiting from existing treatment options to move this novel asset forward as quickly as possible. We will move with urgency because patients can't wait.

I would like to thank our shareholders for their continued support of our Company and the management team. I would also like to express my profound gratitude to every Faronial, which is what we call our team members. They come to work each day committed to disrupting the current treatment landscape and fundamentally improving patient outcomes.

As critical as 2021 was, there is no doubt that 2022 will be the most important year in the history of our Company. There is also no doubt that with the team we have in place and with your continued support, we are positioned to exceed even our most ambitious goals.





**Dr Markku Jalkanen**  
*Chief Executive Officer*

24 March 2022

# Financial Review

Despite challenging market conditions, we were able to conduct two successful fundraising rounds in 2021. Combined, they raised EUR 25.6 million gross and both rounds included new investors. Both also included investments by the European Investment Council (EIC) Fund, which is focused on investing in companies across Europe developing breakthrough and disruptive technologies. We were proud to become the first publicly listed company to receive an investment from the EIC Fund.

As a result of these fundraising efforts, the Company's net cash flow in 2021 showed EUR 2.9 million positive. We were able to accomplish this while also increasing R&D and G&A expenditures.

Post period, in February 2022, Faron secured a debt funding agreement with IPF Partners, one of the leading alternative financing providers focused on the healthcare sector, for up to EUR 30 million. EUR 10 million was accessed upon signing of the agreement with an additional EUR 20 million available in the future, subject to certain conditions being met. This non-dilutive funding agreement strengthened our financial position and gives us the flexibility to access supplemental and inexpensive capital as we continue to accelerate the development of our pipeline assets.

## REVENUE AND OTHER OPERATING INCOME

The Company's revenue was EUR 0.0 million for the year ended 31 December 2021 (2020: EUR nil).

The Company recorded EUR 6.1 million (2020: EUR 2.1 million) of other operating income. This consisted of mainly of the result of the arbitration ruling in favor of Faron in its case against Rentschler Biopharma SE (EUR 3.8 million) and the rest consists of government grant and loan.

## RESEARCH AND DEVELOPMENT COSTS

R&D costs increased by EUR 3.5 million from EUR 13.9 million in 2020 to EUR 17.4 million in 2021. The costs of outsourced clinical trial services were decreased by EUR 0.9 million from EUR 4.4 to EUR 3.5 million. The cost of employee benefits was increased by EUR 0.4 million from EUR 2.9 to EUR 3.3 million, mainly driven by additional headcount.

## GENERAL AND ADMINISTRATION COSTS

Administrative expenses increased by EUR 5.0 million from EUR 4.9 million in 2020 to EUR 9.9 million in 2021. The increase was mainly due to the EUR 3.1 million increase in other G&A costs, mainly driven by legal expenses, which were offset by other income. Further, employee benefits increased by EUR 1.0 million mainly driven by additional headcount.

## TAXATION

The Company's tax credit for the fiscal year 2021 can be recorded only after the Finnish tax authorities have approved the tax report and confirmed the amount of tax-deductible expenses. The total amount of cumulative tax losses carried forward approved by tax authorities on 31 December 2021 was EUR 42.6 million (2020: EUR 38.2 million). The Company estimates that it can utilise most of these during the years 2020 to 2021 by offsetting them against future profits.

In addition, Faron has EUR 70.1 million of R&D costs incurred in the financial years 2010 - 2020 that have not yet been deducted from taxation. This amount can be deducted over an indefinite period at the Company's discretion.

## LOSSES

Loss before income tax was EUR 21.2 million (2020: EUR 16.9 million). Net loss for the year was EUR 21.2 million (2020: EUR 16.9 million), representing a loss of EUR 0.42 per share (2020: EUR 0.37 per share) (adjusted for the changes in number of issued shares).

## CASH FLOWS

Net cash flow was EUR 2.9 million positive for the year ended 31 December 2021 (2020: EUR 2.8 million negative). Cash used for operating activities increased by EUR 4.7 million to EUR 22.2 million for the year, compared to EUR 17.5 million for the year ended 31 December 2020. This increase was mostly driven by an increase in R&D investments. Net cash inflow from financing activities was EUR 25.6 million (2020: EUR 14.8 million) mainly due to the successful equity placings completed in February 2021 and September 2021.

## FUNDRAISING

In February 2021, the Company successfully raised a total of EUR 15.0 million gross (EUR 14.4 million net) from new and existing shareholders, through issuance of a total of 3,521,127 new ordinary shares. In September 2021, the Company successfully raised a total of EUR 10.6 million gross (EUR 10.1 million net) from new and existing shareholders, through issuance of a total of 2,763,158 new ordinary shares. Proceeds from both raises will be used to accelerate and expand the clinical development of the Company's main drug candidates and to strengthen the Company's balance sheet. Post period, in February 2022, Faron secured a debt funding agreement with IPF Partners for up to EUR 30 million. EUR 10 million was accessed

upon signing of the agreement with an additional EUR 20 million available in the future, subject to certain conditions being met.

## FINANCIAL POSITION

As at 31 December 2021, total cash and cash equivalents held were EUR 6.9 million (2019: EUR 4.1 million).

## GOING CONCERN

As part of their going concern review, the Directors have followed the Finnish Limited Liability Companies Act, the Finnish Accounting Act and the guidelines published by the Financial Reporting Council entitled "Guidance on the Going Concern Basis of Accounting and Reporting on Solvency and Liquidity Risks – Guidance for directors of companies that do not apply the UK Corporate Governance Code". The Company and its subsidiaries (the "Group") are subject to a number of risks similar to those of other development stage pharmaceutical companies.

These risks include, amongst others, generation of revenues in due course from the development portfolio and risks associated with research, development, testing and obtaining related regulatory approvals of its pipeline products. Ultimately, the attainment of profitable operations is dependent on future uncertain events which include obtaining adequate financing to fulfil the Group's commercial and development activities and generating a level of revenue adequate to support the Group's cost structure.

The Group made a net loss of EUR 21.2 million during the year ended 31 December 2021. It had a positive equity of EUR 2.9 million including an accumulated deficit of EUR 116.265 million. As at that date, the Group had cash and cash equivalents of EUR 6.9 million.

The Directors have prepared detailed financial forecasts and cash flows looking beyond 12 months from the date of the approval of these financial statements. In developing these forecasts, the Directors have made assumptions based upon their view of the current and future economic conditions that are expected to prevail over the forecast period. The Directors estimate that the cash held by the Group together with known receivables will be sufficient to support the current level of activities into the fourth quarter of 2022. The Directors are continuing to explore sources of finance available to the Group and they believe they have a reasonable expectation that they will be able to secure sufficient cash inflows for the Group to continue its activities for not less than 12 months from the date of approval of these financial statements; they have therefore prepared the financial statements on a going concern basis. Because the additional finance is not committed at the date of issuance of these financial statements, these circumstances represent a material uncertainty that may cast significant doubt on the Company's ability to continue as going concern. Should the Group be unable to obtain further finance such that the going concern basis of preparation were no longer appropriate, adjustments would be required, including to reduce balance sheet values of assets to their recoverable amounts, to provide for further liabilities that might arise.

## HEADCOUNT

Headcount of the Company at the end of year was 37 (2020: 30).

## SHARES AND SHARE CAPITAL

During the period 1 January to 31 December 2021, the Company, using the share authorities granted at the Annual General Meeting held on 18 May 2020, issued a total of 3,521,127 new ordinary shares at an issuance price of EUR 4.26 per share. During the same period, the Company, using the share authorities granted at the Annual General Meeting held on 23 April 2021, issued a total of 2,763,158 new ordinary shares at an issuance price of EUR 3.80 per share.

The subscription price net of costs was credited in full to the Company's reserve for invested unrestricted equity, and the share capital of the Company was not increased.

The Company has no shares in treasury; therefore at the end of 2021 the total number of voting rights was 53,232,032.

## LEGAL PROCEEDINGS

As announced by the Company on 9 November 2021, the arbitration tribunal appointed by the Arbitration Institute of the Stockholm Chamber of Commerce (SCC) ruled in favor of Faron in its case against Rentschler Biopharma SE ("Rentschler"). Faron was seeking damages from Rentschler for unfounded termination of an agreement concerning the manufacturing process for Traumakine. As a result of the favorable arbitration award, Rentschler was ordered to pay Faron EUR 3.8 million in damages. The parties were jointly and severally liable towards the arbitral tribunal and the SCC for the fees and expenses of the arbitral tribunal and the fees of the SCC, which were paid in equal shares. In addition, each party carried its own legal costs. A third-party recovery services provider funded the proceedings for Faron. The funder received compensation from Faron in accordance with the litigation funding agreement.



**Toni Hänninen**  
*Chief Financial Officer*

24 March 2022

# Risks and Uncertainties

Faron is a clinical stage biopharmaceutical company and, similar to other companies operating in this field, is subject to a number of risks and uncertainties. The principal risks and uncertainties identified by Faron for the year ended 31 December 2021 are below.

## RESEARCH AND DEVELOPMENT

Faron's main products are in clinical development however, they may not be successful in clinical trials and the Company may not be able to develop approved or marketable products. Technical risk is also present at each stage of the discovery and development process of other, earlier stage products with challenges in biology (including the ability to produce candidate drugs with appropriate safety, efficacy and usability characteristics). Conversion of cutting-edge scientific research into clinical development programmes of novel compounds and drugs where there is limited amount of guidance, and no previous examples involves a high degree of uncertainty. This uncertainty, combined with Faron's lean organisation, could result in situations where the Company needs to make rapid alterations to its development projects without full visibility to all of the downstream consequences. Additionally, drug development is a highly regulated environment which presents technical risk through the need for study designs and data to be accepted by regulatory agencies. As part of the development risk, the manufacturing of the Company's intended products could become impossible or products would be supplied in lower quantities than needed.

## COMMERCIAL PRODUCTS AND MANUFACTURING

The biotechnology and pharmaceutical industries in which Faron operates are very competitive. The Company's competitors include major multinational pharmaceutical

companies, biotechnology companies and research institutions. Many of which have substantially greater financial, technical, and operational resources, such as larger research and development resources and staff. It may have a material adverse impact on the Company if its competitors succeed in developing, acquiring, or licensing drug product candidates that are more effective or less costly than any of the product candidates which the Company is currently developing or which it may develop. Furthermore, there can be no guarantee that the Company will be able, or that it will be commercially advantageous for the Company, to monetise the value of its intellectual property through entering into licensing or other cooperation deals with pharmaceutical companies. There can be no assurance that the Company's proposed products will be capable of being manufactured in sufficient quantities and standards for clinical trials or in commercial quantities, in compliance with regulatory requirements and at an acceptable cost or within an acceptable timeframe.

## DEPENDENCE ON KEY PERSONNEL AND SCIENTIFIC AND CLINICAL COLLABORATORS

The Company's success is highly dependent on the expertise and experience of the Directors and key management. Whilst the Company has entered into employment and other agreements with each of these key personnel, the retention of such personnel cannot be guaranteed. Should key personnel leave or no longer be

party to agreements or collaborations with the Company, the Company's business prospects, financial conditions and/or results of operations may be materially adversely affected. To develop new products and commercialise its current pipeline, the Company relies, in part, on the recruitment of appropriately qualified personnel, including personnel with a high level of scientific and technical expertise. There is currently a shortage of such personnel in the pharmaceutical industry, meaning that the Company is likely to face significant competition in recruitment. The Company may be unable to find a sufficient number of appropriately highly trained individuals to satisfy its growth rate, which could affect its ability to develop as planned.

Furthermore, the Company's development and prospects depend to a significant degree on the experience, performance and continued service of its senior management team including the Directors. The Company has invested in its management team at all levels and has entered into contractual arrangements with these individuals with the aim of securing their services. Retention of these services or the identification of suitable replacements, however, cannot be guaranteed. The loss of the services of any of the Directors or other members of the senior management team and the costs of recruiting replacements may have a material adverse effect on the Company and its commercial and financial performance and reduce the value of an investment in the shares of the Company.

## REGULATORY ENVIRONMENT

The Company operates in a highly regulated environment. Whilst the Company will take every effort to ensure that the Company and its partners comply with all applicable regulations and reporting requirements, there can be no guarantee of this. Failure to comply with applicable regulations could result in the Company being unable to successfully commercialise its products and/or result in legal action being taken against the Company, which could have a material adverse effect on the Company.

The Company will need to obtain various regulatory approvals (including from the FDA and the EMA) and comply with extensive regulations regarding safety, quality and efficacy standards in order to market its products. While efforts have been and will be made to ensure compliance with governmental standards and regulations, there is no guarantee that any product will be able to achieve the necessary regulatory approvals to promote

that product in any of the targeted markets and any such regulatory approval may include significant restrictions for which the Company's products can be used. In addition, the Company may be required to incur significant costs in obtaining or maintaining its regulatory approvals. Delays or failure in obtaining regulatory approval for products would likely have a serious adverse effect on the value of the Company and have a consequent impact on its financial performance.

## INTELLECTUAL PROPERTY AND PROPRIETARY TECHNOLOGY

The Company relies and will rely on intellectual property laws and third-party non-disclosure agreements to protect its patents and other proprietary rights. The IPR on which the Company's business is based is a combination of patents, patent applications, confidential business knowhow and trade secrets, and trademarks. No assurance can be given that any currently pending patent applications or any future patent applications will result in patents being granted. In addition, there can be no guarantee that the patents will be granted on a timely basis, that the scope of any patent protection will exclude competitors or provide competitive advantages to the Company, that any of the Company's patents will be held valid if challenged, or that third parties will not claim rights in, or ownership of, the patents and other proprietary rights held by the Company.

Despite precautions taken by the Company to protect its products, unauthorised third parties may attempt to copy, or obtain and use, the Company's IPR and other technology that is incorporated into its pharmaceutical products. In addition, alternative technological solutions similar to the Company's products may become available to competitors or prospective competitors of the Company. It should be noted that once granted, a patent could be challenged both in the relevant patent office and in the courts by third parties. Third parties can bring material and arguments which the patent office granting the patent may not have seen at the time of granting the patent. Therefore, whilst a patent may be granted to the Company it could in the future be found by a court of law or by the patent office to be invalid or unenforceable or in need of further restriction. Should the Company be required to assert its IPR, including any patents, against third parties it is likely to use a significant amount of the Company's resources as patent litigation can be both costly and time consuming. No assurance can be given

that the Company will be in a position to devote sufficient resources to pursue such litigation. Any unfavourable outcomes in respect of patent litigation could limit the Company's IPR and activities moving forward.

The Directors do not believe that the Company's lead pharmaceutical drug candidates, future drug candidates in development, and proprietary processes for generating those candidate compounds infringe the IPR of any third parties. However, it is impossible to be aware of all third-party intellectual property. The Company's research has included searching and reviewing certain publicly available resources, which are examined by senior levels of management to keep abreast of developments in the field.

## FINANCIAL

The Company has incurred significant losses since its inception and does not have any approved or revenue generating products. The Company expects to incur losses for the foreseeable future, and there is no certainty that the business will generate a profit. The Company is highly dependent on equity, public grants and loan financing. The Company may not be able to raise additional funds that will be needed to support its product development programmes or commercialisation efforts, and any additional funds that are raised could cause dilution to existing investors. The Company operates internationally, and it is thus exposed in various currencies and fluctuation in their relative values. Even though the Company seeks to hedge currency positions there is no guarantee that it will be successful.

## OTHER RISKS RELATED TO OPERATIONS

Operating with multiple vendors and other external suppliers means that the Company regularly delivers and receives information and data through multiple channels. Some of these are trade secrets or of confidential nature. Even though the Company uses all reasonably available means to secure the data and the channels used, there is no certainty that full data security can be obtained.

While the impact of COVID-19 seems to be lessening, there remains uncertainty related to the future course of the pandemic and what impact it or future public health crises may have on our operations, including our ability to conduct clinical trials. Additionally, military conflicts like the one currently taking place in Ukraine, have the potential to disrupt operations and negatively impact the debt and equity markets.

The Company is publicly listed and as such subject

to various securities laws in multiple jurisdictions. The Company uses significant amount of both internal and external resources to secure that all its operations and external communication are conducted in accordance with these regulations. Whilst the Company will take every effort to ensure that the Company and its partners comply with all applicable securities laws and requirements, there can be no guarantee of this.

*This report was approved by the Board on 24 March 2022.*

# Corporate Governance

## CHAIRMAN'S INTRODUCTION TO GOVERNANCE

The Board of Faron emphasises the importance of good corporate governance and is aware of its responsibility for overall corporate governance and for supervising the general affairs and business of the Company.

As Chairman of the Board, I oversee the adoption, delivery and communication of Faron's corporate governance model. In this role, I endeavour to foster a positive governance culture throughout the Company, seeing that ultimate responsibility for the quality of, and Faron's approach to, corporate governance lies with me.

Faron is not required to comply with the UK Corporate Governance Code by virtue of being an AIM and Nasdaq First North Growth Market quoted company. The Board does, however, seek to apply the QCA Corporate Governance Code (as devised by the Quoted Companies Alliance in consultation with a number of significant institutional small company investors) in its updated form. After the year end 2020 and the UK leaving the European Union, Faron has to follow applicable domestic laws of the UK in addition to Finnish national and European Union's legislation.

No significant changes in governance arrangements occurred during the year.

As described below, the Board continues to promote a healthy corporate culture that is based on ethical values and behaviours consistent with the Company's objectives, strategy and business model described on the Company's website and with the description of principal risks and uncertainties set out in this document. As good corporate governance is fundamentally about culture, rather than procedure, Faron's corporate culture is monitored on a regular basis, and appropriate action is taken if, and to the extent, deemed necessary.

**Dr Frank Armstrong**

*Non-Executive Chairman*

24 March 2022



# Compliance

## COMPLIANCE WITH THE PRINCIPLES OF THE QCA CODE

The Principles of the QCA Code	Comply/Explain	Disclosure in the 2021 Report
1. Establish a strategy and business model which promote long-term	Comply	Pages 4, to 7 and 14 to 17
2. Seek to understand and meet shareholder needs and expectations	Comply	Pages 40 to 43
3. Take into account wider stakeholder and social responsibilities and their implications for long-term success	Comply	Pages 41 to 43
4. Embed effective risk management, considering both opportunities and threats, throughout the organisation	Comply	Pages 21 to 23
5. Maintain the board as a well-functioning, balanced team led by the chair	Comply	Pages 30 to 31 and 44 to 45
6. Ensure that between them the directors have the necessary up-to-date experience, skills and capabilities	Comply	Pages 27 to 30
7. Evaluate board performance based on clear and relevant objectives, seeking continuous improvement	Comply	Page 30 to 31
8. Promote a corporate culture that is based on ethical values and behaviours	Comply	Page 24
9. Maintain governance structures and processes that are fit for purpose and support good decision-making by the board	Comply	Pages 24 and 26
10. Communicate how the company is governed and is performing by maintaining a dialogue with shareholders and other relevant stakeholders	Comply	Pages 30 to 31 and 40 to 43

# Board of Directors

On 23 April 2021, the Company held its Annual General Meeting (AGM). The AGM was held through exceptional procedures in accordance with the temporary legislative act to limit the spread of the Covid-19 pandemic (677/2020). The shareholders of the Company or their proxy representatives could participate in the AGM and exercise their shareholders' rights only by voting in advance as well as by submitting counterproposals and asking questions in advance. At the AGM the number of Directors was confirmed as seven. Frank Armstrong, Markku Jalkanen, Matti Manner, Leopoldo Zambelletti, Gregory Brown and John Poulos were re-elected to the Board and Anne Whitaker was elected as a new member to the Board for a term that ends at the end of the next AGM. At the meeting of the Board held following the AGM, Frank Armstrong was re-elected Chairman of the Board and Matti Manner was re-elected Vice-Chairman of the Board. The Board comprises six non-executive directors and one executive director. Brief biographical details for the Directors can be found on the following pages. During 2021, the Board held 19 meetings.

The Board is responsible to the shareholders for the proper management of the Company and meets regularly to set the overall direction and strategy of the Company, to review scientific, operational and financial performance, to review the strategy and activities of the business, and to advise on management appointments. The Board sees to the administration of the Company and the organisation of its operations, being responsible for the appropriate arrangement of the control of the Company accounts and finances.

All key operational and investment decisions are subject to full Board approval. The management of the Company prepares a monthly management and financial accounts pack, which is distributed to the Board every month and in advance of Board meetings. In individual

cases the Board may decide in a matter falling within the general competence of the Chief Executive Officer.

The roles of Chief Executive Officer and Non-Executive Chairman are well defined and clearly separated. The Chairman oversees the Board's work, ensures that the Board's decision-making is balanced and that the Non-Executive Directors have all relevant information on matters to be decided. The Chairman sees to it that the Board meets when necessary.

The Chief Executive Officer is responsible for implementing the strategy of the Board and managing the day-to-day business activities of the Company. The Chief Executive Officer, reviewing the operating results regularly to make decisions about the allocation of resources and to assess overall performance, is the chief operating decision-maker.

The Board considers there to be sufficient independence of the Board and that all the Non-Executive Directors are of sufficient competence and calibre to add strength and objectivity to the Board, and to bring considerable experience in terms of their knowledge of the scientific, operational and financial development of biopharmaceutical products and companies. Where necessary, the Company facilitates that Non-Executive Directors obtain specialist external advice from appropriate advisers.

The term of office of each Director expires on the closing of the AGM immediately following their appointment to the Board. Under the Finnish Limited Liability Companies Act and the Company's Articles of Association, the Directors are elected by the shareholders at general meetings annually. Under the Act, Directors may be removed from office at any time, with or without cause, by a majority of votes cast at a general meeting. Vacancies on the Board may only be filled by a majority of shareholder votes cast at a general meeting.



**Dr Frank Armstrong**  
*Non-Executive Chairman*  
 b. 1957

Dr. Armstrong is the Non-Executive Chairman of Faron Pharmaceuticals Ltd. and has served in this role since joining the board in September 2015. He has built a distinguished career as a visionary leader, scientist, and life sciences executive.

Dr. Armstrong has held Chief Executive roles with five biotechnology companies, both public and private, including Fulcrum Pharma plc and CuraGen, which was acquired by Celldex Therapeutics Inc, Bioaccelerate, Provensis and Phocus. He also led Medical Science and Innovation at Merck Serono, the biopharmaceutical division of Merck KGaA and was previously Executive Vice President of Product Development at Bayer and Senior Vice President of Medical Research and Communications at Zeneca.

Dr. Armstrong is currently the Chairman of Caldan Therapeutics, Enhanc3D Genomics and BioCaptiva, a Director of Newcells Biotech and a Non-Executive Director of ECO Animal Health Group plc, as well as a member of the Senior Advisory Board at Healthcare Royalty Partners and Epidarex Capital.

Dr. Armstrong received an honours degree in biochemistry and an MBChB, Bachelor of Medicine, Bachelor of Surgery from the University of Edinburgh, Scotland. He is a physician, a Fellow of the Royal College of Physicians of Edinburgh and Non-Executive Director of the University of Edinburgh's governing body, the University Court.

Holdings in the company: 64,792 shares and 280,000 stock options, entitling to same amount of shares in the company.



**Matti Manner**  
*Non-Executive Vice-Chairman*  
 b. 1953

Mr. Manner is the Non-Executive Vice-Chairman of Faron Pharmaceuticals Ltd.. Mr. Manner joined the Board of the Company as Chairman in 2007 having previously been the Chairman of Faron Ventures Oy from 2002. He was appointed to the Board as Non-Executive Vice-Chairman in October 2015. He has significant experience in national and international business deals, corporate law and mergers and acquisitions, and has held several Board memberships throughout his career.

Mr. Manner was appointed a partner of Brander & Manner Attorneys Ltd in 1980, having previously sat as a judge at the Court of Appeal, Turku, Finland. Throughout his career, he has held several trustee posts including the Presidency of the Finnish Bar (Lawyers) Association from 1998 to 2004.

In addition to his work with Faron, he is currently Chairman of Ruissalo Foundation and Länsi-Suomen Yleishyödyllinen Asuntosäätiö Foundation, Vice-Chairman of Suomen Asianajaliitto Foundation and a member of the Board of Marva Media Ltd, Satatuote Ltd, YH VS-Rakennuttajat Ltd and Chairman of Ajanta Innovations Oy. He obtained a Master of Law from the University of Turku, Finland, and became an Honorary Chief Justice in Finland in 2013.

Holdings in the company: 551,035 shares (directly and with his spouse) and 140,000 stock options, entitling to same amount of shares in the company.



**Dr Markku Jalkanen**  
*Chief Executive Officer*  
 b. 1954

Dr. Jalkanen is the Chief Executive Officer of Faron Pharmaceuticals Ltd. and was a founding member of the Company. He has more than 40 years of experience within biomedical research, biotech development and the biopharmaceutical industry and has published over 130 peer reviewed scientific publications in various highly ranked international journals.

Between 1996 and 2002, Dr. Jalkanen was the founding CEO and President of BioTie Therapies Corp, which became the first publicly traded Finnish biotech company to be listed on NASDAQ. BioTie was sold to Acorda Therapeutics in January 2016 for \$363 million. Over his career, Dr. Jalkanen has held several board memberships for both public and private companies including Inveni Capital Management, Meddia Ltd and Priaxon AG. He is also an advisor for the only active Finnish life sciences fund – Inveni Capital.

Dr. Jalkanen obtained a Masters in Medical Biochemistry from the University of Kuopio and subsequently received a PhD in Medical Biochemistry from the University of Turku. He completed a side-laudatur examination in Molecular Biology from the University of Turku and completed his post-doctoral training at Stanford University, California between 1983 and 1986. Dr. Jalkanen obtained the position of docent in Biochemistry from University of Helsinki and the same qualification in Molecular and Cell Biology from the University of Turku. He became a Professor at the University of Turku in 1992.

Holdings in the company: 3,226,667 shares (directly and with his spouse) and 480,000 stock options, entitling to same amount of shares in the company.



**Dr Gregory B. Brown**  
*Non-Executive Director*  
 b. 1953

Dr. Brown is a Non-Executive Director of Faron Pharmaceuticals Ltd., a role he has served since joining the Board in May 2017. He has more than 35 years of experience in healthcare and investment banking.

Dr. Brown founded HealthCare Royalty Partners, a healthcare-focused private asset management firm investing in biopharmaceutical and medical products, where he serves as a member of the Senior Advisor Board. In addition, Dr. Brown is currently Chief Executive Officer and a Director of Memgen, and a Director of Caladrius Biosciences and Aquestive Therapeutics. He previously served as a Director of Invuity between October 2014 and December 2015.

Earlier in his career, Dr. Brown was a Managing Director at Paul Capital Partners in New York, Co-Head of Investment Banking at Adams, Harkness & Hill, and VP of Corporate Finance at Vector Securities International.

Dr. Brown received a Bachelor of Arts with honors from Yale University, a Doctor of Medicine with honors from SUNY Upstate Medical Center, and a Master of Business Administration with honors from Harvard Business School.

Holdings in the company: 46,490 shares and 100,000 stock options, entitling to same amount of shares in the company.



**John Poulos**  
*Non-Executive Director*  
 b. 1954

Mr. Poulos is a Non-Executive Director of Faron Pharmaceuticals Ltd., a role he has served since joining the board in May 2017. He has extensive experience in the global pharmaceutical industry having spent nearly 40 years at AbbVie and Abbott.

Mr. Poulos served as Vice President, Head of Business Development and Acquisitions for AbbVie from 2013 until 2016. He was also Group Vice President, Head of Pharmaceutical Licensing and Acquisitions for Abbott from 2005 until 2012. During his career with AbbVie and Abbott, Mr. Poulos was instrumental in the negotiation of numerous acquisitions, including Knoll/BASF Pharma (Humira) in 2001 for \$6.9 billion, Kos Pharmaceuticals in 2006 for \$3.7 billion, Solvay in 2010 for \$6.2 billion and Pharmacyclics (Imbruvica) in 2015 for \$21 billion.

Mr. Poulos is currently President GNK Advisors Inc., a Pharmaceutical Business Development firm, and is a member of the Board of Memgen, Inc.

Mr. Poulos holds a B.S. in Marketing and M.B.A in Finance from Indiana University.

Holdings in the company: no shares and 100,000 stock options, entitling to same amount of shares in the company.



**Leopoldo Zambelletti**  
*Non-Executive Director*  
 b. 1968

Mr. Zambelletti is a Non-Executive Director of Faron Pharmaceuticals Ltd., a role he has served since joining the board in September 2015. He is a highly respected figure within the life sciences and investment banking industries.

Mr. Zambelletti led the European Healthcare Investment team at JP Morgan for eight years before serving in the same role at Credit Suisse for an additional five years. He started his career at KPMG as an auditor.

Since 2013 Mr Zambelletti has been an independent strategic advisor to life science companies on Merger and Acquisitions, out-licensing deals and financing strategy. He is a Non-Executive Director of Nogra Pharma, Philogen, Touchlight, LenioBio, Adler Ortho. Meatless Farm.

Mr. Zambelletti received a BA in Business from Bocconi University in Milan, Italy.

Holdings in the company: 17,461 shares and 140,000 stock options, entitling to same amount of shares in the company.



**Anne Whitaker**  
*Non-Executive Director*  
 b. 1967

Ms. Whitaker is a Non-Executive Director of Faron Pharmaceuticals Ltd., a role she has served since joining the board in April 2021. She is an experienced life sciences leader who has held senior leadership positions at large pharmaceutical, biotech and specialty pharma companies.

Ms. Whitaker is currently Chairman of the Board for Aerami Therapeutics Holdings, Inc., having previously served as the Company's Chief Executive Officer and Director. She also currently serves as a member of the Board of Directors on three publicly listed companies, Caladrius Biosciences Inc., Mallinckrodt Plc and OraSure Technologies, Inc. as well on three private companies, Bryn Pharma, Curio Digital Therapeutics and Trinity Life Science Partners

Previously, Ms. Whitaker was Chief Executive Officer at Novoclem Therapeutics, Inc. and Executive Vice President at Bausch Health, where she oversaw its Global Branded Pharmaceutical Business and the Western European Region. Earlier in her career, she also served as President and Chief Executive Officer of Synta Pharmaceuticals and President, North America Pharmaceuticals at Sanofi, where she oversaw all pharmaceutical and consumer healthcare operations for the region.

Ms. Whitaker holds a bachelor of science in Chemistry from the University of North Alabama.

Holdings in the company: no shares and 30,000 stock options, entitling to same amount of shares in the company.

## PERFORMANCE EVALUATION

The Board has a process for evaluation of its own performance and that of its committees and individual Directors, including the Chairman. These evaluations are carried out at least annually.

In the Board performance evaluation process adopted by the Company, Board, committee and individual effectiveness is considered against the criteria of creating and running an effective Board, professional development, strategic foresight, stewardship, managing management, value creation and corporate culture.

In 2021 the Directors performed a self-assessment exercise and reviewed its results against previous assessment from the year 2020. The results of the self assessment remained on the same level compared to the previous years, being in overall good.

## BOARD COMMITTEES

In conjunction with being admitted to trading on AIM, the Company has established audit, nomination and remuneration committees of the Board with formally delegated duties and responsibilities.

Under the Finnish Limited Liability Companies Act, Board committees do not, generally speaking, have a formal legal status or independent decision-making powers; rather, their role is to provide support in the preparation of the decision-making. The responsibility for the decisions remains with the Board even if the matter has been delegated to a committee.

Members of the Board committees were elected at the Board meeting held following the AGM on 23 April 2021.

## REMUNERATION COMMITTEE

As of 23 April 2021, the remuneration committee comprises Frank Armstrong as Chairman together with John Poulos, Leopoldo Zambelletti and Anne Whitaker. The remuneration committee has the task of advising on and making recommendations to the Board in relation to the remuneration paid to the Directors and supervising the development of any other remuneration or reward systems of the Company. During 2021, the remuneration committee held two meetings.

### AUDIT COMMITTEE

The audit committee, which comprises Leopoldo Zambelletti as Chairman together with Matti Manner and Gregory Brown, meets not less than twice a year. The audit committee has the task of supervising and developing the internal audit of the Company and advising and making recommendations to the Board on related issues. During 2021, the audit committee held two meetings.

### NOMINATION COMMITTEE

As of 23 April 2021, the nomination committee comprises Matti Manner as Chairman together with Frank Armstrong and Anne Whitaker. The nomination committee has the

task, in co-operation with the Board, of advising on and making recommendations to the Board on issues relating to the composition and nomination of the Board. During 2021, the nomination committee held two meetings.

The nomination committee considers succession planning for Directors and other senior executives in the course of its work, bearing in mind the challenges and opportunities facing the Company and the skills and expertise needed on the Board in the future, and makes recommendations to the Board concerning formulating plans for succession for both Executive and Non-Executive Directors and in particular for the key roles of Chairman and Chief Executive Officer.

## Attendance at Board Meetings

During 2021 the Board held 19 meetings. The table below lists the Directors' attendance at the Board and Committee meetings during the year:

### The Directors' attendance during the year ended 31 December 2021

	Board	Audit Committee	Remuneration Committee	Nomination Committee
<b>Executive Directors</b>				
Jalkanen Markku	19			
<b>Non-Executive Directors</b>				
Armstrong Frank	18		2(2)	2(2)
Manner Matti	19	2(2)		2(2)
Brown Gregory	18	2(2)		
Poulos John	19		2(2)	
Zambelletti Leopoldo	15	2(2)	2(2)	
Whitaker Anne*	13(13)			1(1)

(\*) Board member since April 2021

# Remuneration Report

## Remuneration Policy for Directors

The Remuneration Committee sets the remuneration policy that aims to align Director remuneration with shareholders' interests and attract and retain the best talent for the benefit of the Company. No Director is involved in discussions relating to their own remuneration. This report sets out Faron's remuneration policy for the Executive and Non-Executive Directors. The remuneration of the Directors during the year ended 31 December 2021 is set out below:

### BASIC SALARY

Executive Directors' basic salaries are reviewed annually. The review process is managed by the Remuneration Committee with reference to market salary data, the Executive Director's performance and contribution to the Company during the year.

### BONUSES

Executive Directors' annual bonuses are based on the achievement of the Company's strategic and financial targets and personal performance objectives. The Non-Executive Directors believe that bonuses are an incentive to achieve the targets and objectives and represent an important element of the total compensation of the Executive Directors; they have established that the annual bonus potential will be up to 50% for the Executive Directors.

### LONGER TERM INCENTIVES

In order to further incentivise the Executive Directors and employees, and align their interests with shareholders, the Extraordinary General Meeting of the Company on

15 September 2015 approved a share option plan and granted share options to the members of the Board under this option plan. At the AGM held on 28 May 2019, the Company authorised the Board to implement a new share option plan for the employees and Directors of, and persons providing services to, the Company's group. Rules of that new option plan were approved by the Board on 20 November 2019. An amendment to option plans 2015 and 2019 was resolved at the AGM held on 18 May 2020. The amendment enables options to be transferred or pledged after the conditions for share subscription have been fulfilled under the relevant rules. Details of these option plans are on pages 35 to 39.

### PENSION

Faron has a law-defined contribution plans under which it pays fixed contributions into a separate entity. The plans cover all the employees of Faron including the Executive Directors. Faron has no legal or constructive obligations to pay further contributions if the fund does not hold sufficient assets to pay all employees the benefits relating to employee service in the current and prior periods.



## OTHER BENEFITS

The Chief Executive Officer and some employees have the possibility to take a company car allowance, which is part of their gross salary. All employees including Executive Directors have a company mobile phone that constitutes a company mobile phone allowance.

## EXECUTIVE DIRECTORS' SERVICE CONTRACTS AND TERMINATION PROVISIONS

The service contracts of Executive Directors are approved by the Board and are concluded for an indefinite term.

*The details of the Executive Directors' contracts are summarised below:*

	Date of contract	Notice period
Jalkanen Markku, CEO	16.9.2015	6 months

## NON-EXECUTIVE DIRECTORS' SERVICE CONTRACTS AND REMUNERATION

The remuneration and compensation payable to the members of the Board including the Non-Executive Directors is approved by the shareholders at the AGM. Any Non-Executive Director who, by request, goes or resides abroad for any purposes of the Company or who performs services which in the opinion of the Board go beyond the ordinary duties of a Director may be paid extra remuneration or may receive such other benefits as the Remuneration Committee may approve. Non-Executive Directors are entitled to be reimbursed in respect of their reasonably and properly incurred travelling, accommodation and incidental expenses for attending and returning from meetings of the Board, Committee meetings or the general meetings of shareholders.

With the exception of share options disclosed below, the Non-Executive Directors do not receive any pension, bonus or benefit from the Company. The contracts of the Non-Executive Directors, excluding remuneration and compensation, are reviewed by the Board annually.

**Current contracts are summarised below:**

Non-Executive Directors	Independence	Contract	Date of Contract
Armstrong Frank	Independent	Chairman	16.09.2015
Manner Matti	Non-independent*	Vice-chairman	16.09.2015
Brown Gregory	Independent	Member	16.05.2017
Poulos John	Independent	Member	16.05.2017
Zambeletti Leopoldo	Independent	Member	16.09.2015
Whitaker Anne**	Independent	Member	23.04.2021

(\*) Has served as a director for more than 10 consecutive years

(\*\*) Board member since April 2021

The appointments of Non-Executive Directors are terminable with immediate effect, in accordance with the Company's Articles of Association and pursuant to the Finnish Limited Liability Companies Act, through a resolution of shareholders at a general meeting on any grounds. The Non-Executive Directors may resign as a director by delivering three months' notice to the registered office of the Company or through tendering such resignation at a meeting of the Board.

**The Directors received the following remuneration during the year**

€	Salaries and fees	Bonus	Taxable benefits	Total
<b>Executive Directors</b>				
Jalkanen Markku	380,969	67,592	1,425	449,986
<b>Non-Executive Directors</b>				
Armstrong Frank	82,000			82,000
Manner Matti	47,000			47,000
Brown Gregory	41,000			41,000
Poulos John	40,000			40,000
Zambeletti Leopoldo	48,198			48,198
Whitaker Anne*	26,873			26,873

(\*) Board member since April 2021

## THE COMPANY'S OPTION PLANS AND DIRECTORS' SHARE OPTIONS

Aggregate remunerations disclosed on the previous page exclude any amounts for the value of options to acquire ordinary shares in the Company granted to or held by the Directors.

Option Plan 2015 was adopted by the Company at the Extraordinary General Meeting held on 15 September 2015 and amended in the Annual General Meetings of 16 May 2017, 18 May 2020 and 23 April 2021, respectively. Option Plan 2015 allowed the Company to offer options for subscription free of charge to members of the Board and to such officers and employees of the Company as the Board sees fit. Each option entitles the holder of the option to subscribe for one ordinary share in the Company. Under the terms of Option Plan 2015, an aggregate maximum number of 1,800,000 options could be granted, such aggregate being made up of a maximum of 400,000 "2015A" options, the subscription period for which ended on 9 June 2016, a maximum of 400,000 "2015B" options, the subscription period for which ended on 30 September 2019, a maximum of 500,000 "2015C" options, the subscription period for which ended on 30 September 2019, and a maximum of 500,000 "2015D" options, the subscription period for which ended on 30

September 2019, all such options being exercisable until 30 September 2023.

The exercise price for ordinary shares based on "2015A" options is €3.71. The exercise price for ordinary shares based on "2015B" options is €2.90. The exercise price for ordinary shares based on "2015C" options is €8.39. The exercise price for ordinary shares based on "2015D" options is €1.09. All options granted under 2015 Option plan are visible on the next pages.

Share Option Plan 2019 was adopted by the Board on 20 November 2019 and amended on 19 March 2020 based on an authorisation by the Annual General Meeting of 28 May 2019, as amended in the Annual General Meeting of 18 May 2020. Share Option Plan 2019 allows the Company to offer options for subscription free of charge to employees and directors of the Group (including any non-executive members of the Board) and any eligible person who provides services to the Group. Each option entitles the holder of the option to subscribe for one ordinary share in the Company. Under the rules of Share Option Plan 2019, an aggregate maximum number of 2,000,000 options can be granted. The number of granted options under the Option Plan 2019 and their exercise period and prices is described in the table below.

Option tranches under Option Plan 2019	Total number of options	Confirmation date	Exercised period, vesting 25% per annum	Exercise price, €
2019 A options	690,333	14.10.2020	23.07.2021 - 23.07.2025	3.80
2019 B options	728,333	28.04.2021	24.03.2022 - 24.03.2026	3.99
2019 B <i>bis</i> options	21,000	27.01.2022	05.07.2022 - 05.07.2026	4.40
2019 B <i>tertiary</i> options	147,000	27.01.2022	17.11.2022 - 17.11.2026	4.47 (4.04 € under US plan)

Total options under 2015 and 2019 Option Plans	At 1 January 2021	Granted during the period	Exercised during the period:	At 31 December 2021	Average subs. price per shares, €
Jalkanen Markku	360,000	120,000		480,000	4.45
Armstrong Frank	220,000	60,000		280,000	3.97
Manner Matti	110,000	30,000		140,000	3.97
Brown Gregory	70,000	30,000		100,000	4.23
Poulos John	70,000	30,000		100,000	4.23
Zambeletti Leopoldo	110,000	30,000		140,000	3.97
Whitaker Anne*	0	30,000		30,000	3.99

(\*) Board member since April 2021

*Details of 2015 Option Plan are as follows*

2015A options	Date of grant	At 1 January 2021	Granted during the period	Cancelled during the period	At 31 December 2021	Subscription price per share, €	Date from which exercisable	Expiry date
Jalkanen Markku	16.09.2015	80,000	0	0	80,000	3.71	02.11.2015	30.09.2023
Armstrong Frank	16.09.2015	40,000	0	0	40,000	3.71	02.11.2015	30.09.2023
Manner Matti	16.09.2015	20,000	0	0	20,000	3.71	02.11.2015	30.09.2023
Brown Gregory	-	0	0	0	0	-	-	-
Poulos John	-	0	0	0	0	-	-	-
Zambeletti Leopoldo	16.09.2015	20,000	0	0	20,000	3.71	02.11.2015	30.09.2023
Anne Whitaker*		0	0	0	0			
		<b>160,000</b>	<b>0</b>	<b>0</b>	<b>160,000</b>			

(\*) Board member since April 2021

2015B options	Date of subscription	At 1 January 2021	Granted during the period	Cancelled during the period	At 31 December 2021	Subscription price per share, €	Date from which exercisable	Expiry date
Jalkanen Markku	18.11.2016	80,000	0	0	80,000	2.90	08.10.2016	30.09.2023
Armstrong Frank	18.11.2016	40,000	0	0	40,000	2.90	08.10.2016	30.09.2023
Manner Matti	18.11.2016	20,000	0	0	20,000	2.90	08.10.2016	30.09.2023
Brown Gregory	-	0	0	0	0	-	-	-
Poulos John	-	0	0	0	0	-	-	-
Zambeletti Leopoldo	18.11.2016	20,000	0	0	20,000	2.90	08.10.2016	30.09.2023
Anne Whitaker*		0	0	0	0			
		<b>160,000</b>	<b>0</b>	<b>0</b>	<b>160,000</b>			

(\*) Board member since April 2021

2015C options	Date of subscription	At 1 January 2021	Granted during the period	Cancelled during the period	At 31 December 2021	Subscription price per share, €	Date from which exercisable	Expiry date
Jalkanen Markku	16.11.2017	80,000	0	0	80,000	8.39	08.10.2017	30.09.2023
Armstrong Frank	16.11.2017	40,000	0	0	40,000	8.39	08.10.2017	30.09.2023
Manner Matti	16.11.2017	20,000	0	0	20,000	8.39	08.10.2017	30.09.2023
Brown Gregory	16.11.2017	20,000	0	0	20,000	8.39	08.10.2017	30.09.2023
Poulos John	16.11.2017	20,000	0	0	20,000	8.39	08.10.2017	30.09.2023
Zambeletti Leopoldo	16.11.2017	20,000	0	0	20,000	8.39	08.10.2017	30.09.2023
Anne Whitaker*		0	0	0	0			
		<b>200,000</b>	<b>0</b>	<b>0</b>	<b>200,000</b>			

(\*) Board member since April 2021

2015D options	Date of subscription	At 1 January 2021	Granted during the period	Exercised during the period:	At 31 December 2021	Subscription price per share, €	Date from which exercisable	Expiry date
Jalkanen Markku	21.05.2019	0	0	0	0	1.09	08.10.2018	30.09.2023
Armstrong Frank	21.05.2019	40,000	0	0	40,000	1.09	08.10.2018	30.09.2023
Manner Matti	21.05.2019	20,000	0	0	20,000	1.09	08.10.2018	30.09.2023
Brown Gregory	21.05.2019	20,000	0	0	20,000	1.09	08.10.2018	30.09.2023
Poulos John	21.05.2019	20,000	0	0	20,000	1.09	08.10.2018	30.09.2023
Zambeletti Leopoldo	21.05.2019	20,000	0	0	20,000	1.09	08.10.2018	30.09.2023
Anne Whitaker*		0	0	0	0			
		<b>120,000</b>	<b>0</b>	<b>0</b>	<b>120,000</b>			

(\*) Board member since April 2021

*Details of 2019 Option Plan are as follows*

2019A options	Date of grant	At 1 January 2021	Granted during the period	Cancelled during the period	At 31 December 2021	Subscription price per share, €	Date from which exercisable	Expiry date
Jalkanen Markku	23.07.2020	120,000	0	0	120,000	3.80	23.07.2021	23.07.2025
Armstrong Frank	23.07.2020	60,000	0	0	60,000	3.80	23.07.2021	23.07.2025
Manner Matti	23.07.2020	30,000	0	0	30,000	3.80	23.07.2021	23.07.2025
Brown Gregory	23.07.2020	30,000	0	0	30,000	3.80	23.07.2021	23.07.2025
Poulos John	23.07.2020	30,000	0	0	30,000	3.80	23.07.2021	23.07.2025
Zambeletti Leopoldo	23.07.2020	30,000	0	0	30,000	3.80	23.07.2021	23.07.2025
Anne Whitaker*		0	0	0	0			
		<b>300,000</b>	<b>0</b>	<b>0</b>	<b>300,000</b>			

(\*) Board member since April 2021

2019B options	Date of grant	At 1 January 2021	Granted during the period	Cancelled during the period	At 31 December 2021	Subscription price per share, €	Date from which exercisable	Expiry date
Jalkanen Markku	24.03.2021	0	120,000	0	120,000	3.99	23.04.2022	24.03.2026
Armstrong Frank	24.03.2021	0	60,000	0	60,000	3.99	23.04.2022	24.03.2026
Manner Matti	24.03.2021	0	30,000	0	30,000	3.99	23.04.2022	24.03.2026
Brown Gregory	24.03.2021	0	30,000	0	30,000	3.99	23.04.2022	24.03.2026
Poulos John	24.03.2021	0	30,000	0	30,000	3.99	23.04.2022	24.03.2026
Zambeletti Leopoldo	24.03.2021	0	30,000	0	30,000	3.99	23.04.2022	24.03.2026
Anne Whitaker*	24.03.2021	0	30,000	0	30,000	3.99	23.04.2022	24.03.2026
		<b>0</b>	<b>330,000</b>	<b>0</b>	<b>330,000</b>			

(\*) Board member since April 2021

**At 31 December**

2021	Issued Share Capital		Share Options	
	Ordinary shares	Percentage held	Ordinary shares	Average exercise price, €
<b>Executive</b>				
Jalkanen Markku <sup>(1)</sup>	3,226,677	6.06	480,000	4.45
<b>Non-Executive Directors</b>				
Armstrong Frank	64,792	0.12	280,000	3.97
Manner Matti <sup>(2)</sup>	551,035	1.04	140,000	3.97
Brown Gregory	46,490	0.09	100,000	4.23
Poulos John	0	0.00	100,000	4.23
Zambeletti Leopoldo	17,461	0.03	140,000	3.97
Anne Whitaker*	0	0.00	30,000	
	<b>3,906,455</b>	<b>7.34</b>	<b>1,270,000</b>	

(1) of which 2,100,565 are held by Markku Jalkanen directly and 1,126,112 are held by Markku Jalkanen's wife Sirpa Jalkanen

(2) of which 528,890 are held by Matti Manner directly and 22,145 are held by his wife

(\*) Board member since April 2021

# Corporate Governance Statement

## COMMUNICATING WITH SHAREHOLDERS

The Company acknowledges that effective communication with shareholders on strategy and governance is an important part of its responsibilities. Interim and final results are communicated via formal meetings with roadshows, participation in conferences and additional dialogue with key investor representatives held in the intervening periods. Faron recognises the Annual General Meeting as an opportunity to meet shareholders.

As an AIM and First North listed company, Faron complies the Market Abuse Regulation (both EU and UK domestic laws after year end 2020), the AIM Rules for Companies and the Nasdaq First North Growth Market Rulebook. The Company complies with other relevant legislation in all its corporate communications issues.

The Company speaks to the financial community and shareholders only through authorised representatives. In accordance with the Company's disclosure policy, the Chief Executive Officer is the designated person to make public statements. The Chief Executive Officer may delegate this authority to other members of the management team. In addition to the CEO, the CFO is able to communicate externally on behalf of the Company on financial matters.

### *The contact details are below:*

email: [investor.relations@faron.com](mailto:investor.relations@faron.com)

## *Media and investor relations:*

Consilium Strategic Communications  
email: [faron@consilium-comms.com](mailto:faron@consilium-comms.com)

## SHARE DEALING

The Company has established a share dealing code appropriate to an AIM and First North listed company, and all the Directors of the Company understand the importance of compliance to that code.

## ETHICAL VALUES AND CORPORATE CULTURE

Faron is strongly committed to conducting its business affairs with honesty and integrity and in full compliance with all applicable laws, rules and regulations. The Company requires that all employees and Directors comply with all laws, rules and regulations applicable to the Company wherever it does business.

Employees and Directors should endeavour to deal honestly, ethically and fairly with the Company's collaborators, licensors, licensees, business partners, suppliers, customers, competitors and other employees. Statements regarding the Company's therapies and services must not be untrue, misleading, deceptive or fraudulent.

Employees and Directors act in the best interests of the Company and use the Company's assets and services solely for legitimate business purposes of the Company and not for any personal benefit or the personal benefit of anyone else.



## RISK MANAGEMENT AND INTERNAL CONTROL

The principal risks and uncertainties identified by the Board are set out on pages 21-23 of the 2021 Report. The Board has put in place internal controls and systems which are designed to manage rather than eliminate risk and provide reasonable but not absolute assurance against material misstatement or loss. A key element of delivering the Company's strategy and managing the risks facing the Company is the employment of a skilled workforce and use of appropriate vendors. The Board reviews the risks and uncertainties facing the Company and the effectiveness of its systems annually.

At present, the Company does not consider it necessary to have an internal audit function due to the small size of the administrative function, the frequent interaction with the auditors and the supervision of the audit committee. The Board is, however, closely following both regulatory and operational developments in this realm and plans to react appropriately if, and to the extent, considered necessary.

There is a monthly review and authorisation of transactions by the Chief Financial Officer and Chief Executive Officer. A comprehensive budgeting process is completed once a year and is reviewed and approved by the Board. The Company's results, compared with the budget, are reported to the Board on a monthly basis and discussed in detail.

The Company maintains appropriate insurance cover in respect of actions taken against the Directors because

of their roles, as well as against material loss or claims against the Company. The insured values and type of cover are comprehensively reviewed on a periodic basis.

## REGULATED ADVISORS

The shares of Faron are listed for trading on the London Stock Exchange AIM and Nasdaq First North Growth Market marketplaces, which require the nominating of advisors. Panmure Gordon (UK) Limited acted as the Company's broker on AIM until 29 March 2021. On the same date Peel Hunt LLP was appointed as the Company's sole Broker on AIM. Cairn Financial Advisers LLP is the Company's nominated advisor on AIM and Sisu Partners Oy is the Company's certified advisor on First North.

## RESPONSIBILITY

At Faron we embrace the responsibility we have to patients, our employees, the communities where we work and the planet. We set ambitious goals for our own operations, high expectations for our suppliers and serve as an example of leadership for our industry.

In the same way that it drives the development of our transformational medicines, innovation fuels our approach to practices related to environmental, social and governance (ESG) matters. We are focused on enhancing patient access to medicines, being an employer of choice and prioritizing environmental sustainability, all while operating with the highest levels of quality, integrity and ethics. Our strong governance profile includes board

oversight and active participation and reporting from leadership and team members across functions and geographies.

Faron is committed to maintaining and promoting high standards of business integrity. The Company's values, which incorporate the principles of corporate social responsibility and sustainability, guide its relationships with clients, employees and the communities and environment in which it operates. Faron's approach to sustainability addresses both its environmental and social impacts, supporting its vision to remain an employer of choice, while meeting client demands for socially responsible partners.

By putting ESG into practice, Faron is committed, wherever possible, to:

- developing treatments for medical conditions with significant unmet needs
- conducting itself responsibly and in an ethical manner
- creating a positive and supportive working environment
- acting fairly in its dealings with suppliers and other third parties
- minimising the impact on its environment

### **Environmental – Prioritizing Sustainability**

The well-being of our communities is enriched by a safe, clean and healthy environment. Faron is committed to behaving responsibly and to minimizing its impact on the world around us. In considering the environment, the Company has resolved to include environmental factors in its business travel practices and to minimise its consumption of natural resources and manage waste through responsible disposal and reuse and recycling. The Company endeavours also, through its suppliers, to make environment-friendly choices where possible, for example when selecting packages for our drug substances.

### **Social – Patients, Employees and inventions**

#### **Unmet medical needs and enhancing patient access**

Faron exists to help patients overcome serious medical conditions and diseases. As part of this, we have developed a compassionate use program which allows us to work with physicians to provide bexmarlimab (free-of-charge) to cancer patients who were unable to participate in one of our clinical trials but may benefit from treatment.

#### ***Inventions from academia to patients***

We are a pioneer in partnering with academia to bring scientific advancements from the laboratory to patients in the clinic. All three of Faron's pipeline candidates originate from academic laboratories.

#### ***Be an Employer of Choice***

Driving everything we do is a team of dedicated and talented professionals who share a commitment to working every day to deliver innovative medicines for patients with serious and life-threatening diseases. Not only do we hire the best and brightest people, but we also provide them with a work environment that places a premium on diversity, integrity, collaboration, community involvement and personal development. We have created an inclusive and empowering culture that embraces diverse experiences and perspectives of all our employees to drive innovation and transformative scientific and business results. Faron considers all staff members to be equal and aims to create a working environment which is free of unlawful discrimination. In this regard, the Company maintain an internal code of conduct based on professionalism and respect.

#### ***Governance***

Accountability is fundamental to our business. Faron respects local laws and customs while supporting international laws and regulations. The Company aims to adopt the highest professional standards and not to act in such a way as to compromise Faron's integrity. Faron is also committed to eliminating unlawful discrimination and to promoting equality and diversity in its professional dealings, which includes a commitment to enter into clear and fair contracts with its suppliers.

The cornerstone for Faron's internal policies is its Code of Business Conduct and Ethics, which embodies the standards and policies under which Faron operates. The code combines the values and corporate responsibility commitments to provide the framework and guidance for its employees to operate in an open, honest, ethical, and principled way. The code is supported by a set of internal policies varying from information security to anti-corruption. The Company continuously trains its employees on e.g., business ethics, securities regulations, and data privacy. We have also engaged with external providers to test IT security, the results of which identified no major vulnerabilities.

The Board has overall responsibility and plays a key role in ensuring the appropriate systems and controls are

in place and effective. As described in this Annual Report, the Company complies QCA's Corporate Governance Code for Small and Medium Sized Companies. Faron is fully committed to the highest possible standards of openness, honesty, and accountability. In line with that commitment, the Company actively encourages all staff members who have serious concerns about any real or perceived departure from the high ethical standard that it sets to voice those concerns openly.

### STATEMENT OF RESPONSIBILITIES

Under the Finnish Limited Liability Companies Act and the Finnish Accounting Act, the Company must prepare financial statements in accordance with applicable law and regulations.

The Board and the CEO are responsible for the preparation of financial statements that give a true and fair view in accordance with International Financial Reporting Standards (IFRS) as adopted by the EU, as well as for the preparation of financial statements and the report of the Board that give a true and fair view in accordance with the laws and regulations governing the preparation of the financial statements and the report of the Board in Finland. The Board is responsible for the appropriate arrangement of the control of the Company's accounts and finances, and the CEO shall see to it that the accounts of the Company are in compliance with the law and that its financial affairs have been arranged in a reliable manner. In accordance with the rules of the London Stock Exchange for companies trading securities on AIM, the Company is also required to prepare annual accounts and financial statements under IFRS.

In preparing these financial statements, the Board of Directors is required to:

- select suitable accounting policies and then apply them consistently;
- make judgements and accounting estimates that are reasonable and prudent;
- state whether they have been prepared in accordance with IFRS as adopted by the EU, subject to any material departures disclosed and explained in the financial statements;
- prepare the financial statements on the going concern basis unless it is inappropriate to presume that the Company will continue in business.

The Board and the CEO are responsible for keeping adequate accounting records that are sufficient to show and explain the Company's transactions and disclose with reasonable accuracy at any time the financial position of the Company and enable them to ensure that the financial statement comply with the requirements of the Finnish Accounting Act. They are also responsible for safeguarding the assets of the Company and hence for taking reasonable steps for the prevention and detection of fraud and other irregularities.

### WEBSITE PUBLICATION

The Directors are responsible for ensuring that the financial statements are made available on a website. Financial statements are published on the Company's website in accordance with AIM Rule 26, Nasdaq First North Growth Market Rulebook and the recommendations of the QCA's Corporate Governance Code for Small and Medium Sized Companies.

On behalf of the Board

**Frank Armstrong**  
*Chairman*

24 March 2022

# Directors' Report

The Directors present their report together with the audited financial statements for the year ended 31 December 2021.

## DIRECTORS

During the year ended 31 December 2021 the following persons have been members of the Board of the Company:

### Executive

Dr Markku Jalkanen, PhD | Chief Executive Officer

### Non-executive

Dr Frank Armstrong, FRCPE, FFPM | Chairman

Mr Matti Manner, LL.M. | Vice-Chairman

Dr Gregory B Brown | Non-Executive Director

Mr John Poulos | Non-Executive Director

Mr Leopoldo Zambelletti | Non-Executive Director

Ms Anne Whitaker | Non-Executive Director\*

(\* Appointed to the Board on April 2021)

## PRINCIPAL RISKS AND UNCERTAINTIES

For a discussion of the principal risks and uncertainties which face Faron please see pages 21 to 23 of this document.

## RESULTS AND DIVIDENDS

The Consolidated Statement of Comprehensive Income for the year is set out on here.

The Company's loss of the financial year after taxation and other comprehensive losses was €21,2million (2020: €16.9million).

The Company has no distributable equity and thus the Directors do not recommend the payment of a dividend (2020: nil).

## FINANCIAL INFORMATION

The Company produces budgets and cash flow projections on an annual basis for approval by the Board. These are reviewed during the year and updated if needed to reflect any changes in the business. Detailed management accounts are produced on a monthly basis, with all significant variances investigated promptly. The management accounts are reviewed and commented on by the Board at Board meetings and are reviewed and reported to the Directors on a monthly basis by the Chief Financial Officer.

## FINANCIAL KEY PERFORMANCE INDICATORS (KPIs)

For a review of the Group's KPIs please see page 18 Financial Review.

## RESEARCH AND DEVELOPMENT

Details of the Company's key research and development programmes can be found in the Strategic Report and the detailed programme sections. See also notes 2.7 and 6. Further information is also available on the Company website, [www.faron.com](http://www.faron.com).

## FINANCIAL INSTRUMENTS AND MANAGEMENT OF LIQUID RESOURCES

The Company's principal financial instrument comprises cash, and this is used to finance the Company's operations. The Company has also other financial instruments such as leasing facilities that arise directly from its operations.

The Company has a policy, which has been consistently

followed, of not trading in financial instruments and to minimise currency exposure by actively matching currency expenses and income to the extent possible. The Company's cash is held on bank accounts in reputable banks in Finland. The Group's treasury policy is reviewed annually. See note 2.16 'Financial assets', note 19 'Financial assets and liabilities' and note 20, 'Financial risk management' in the notes to the Financial Statements for IFRS disclosure regarding financial instruments.

### SUBSTANTIAL SHAREHOLDINGS

On 31 December 2021, the Company had been notified of the following holdings of 3% or more of the issued share capital of the Company.

Timo Syrjälä*	8,873,402	16.67 %
Tom-Erik Lind	3,806,611	7.15 %
A&B (HK) Company Limited	3,408,409	6.40 %
Markku Jalkanen**	3,226,677	6.06 %
Marko Salmi	2,667,707	5.01 %
Fjarde AP Fonden (The Fourth Swedish National Pension Fund)	2,632,385	4.95 %
The European Investment Council Fund, EIC	2,080,437	3.91 %

(\*) of which 2,561,402 are held directly by Timo Syrjälä and 6,312,000 are held by Acme Investments SPF S.à.r.l., an entity which is wholly owned by Timo Syrjälä

(\*\*) of which 2,100,565 are held by Markku Jalkanen directly and 1,126,112 are held by Markku Jalkanen's wife Sirpa Jalkanen

The information presented in the above table is consistent with the Company's best knowledge as at 31 December 2021.

### ANNUAL GENERAL MEETING

The Company held the Annual General Meeting on 23 April 2021. In 2022, the Annual General Meeting will be held on 22 April 2022. Further details will be provided to shareholders in advance of the meeting.

### INDEPENDENT AUDITORS

PricewaterhouseCoopers have expressed their willingness to continue in office as auditors for the year. A resolution to reappoint them will be proposed at the forthcoming Annual General Meeting.

### DISCLOSURE AND INFORMATION TO AUDITORS

Each of the current Directors hereby confirms that:  
 (a) So far as he/she is aware, there is no relevant audit information of which the auditors are unaware; and  
 (b) He/she has taken all reasonable steps to ascertain any relevant audit information and to ensure that the auditors are aware of such information

On behalf of the Board

**Frank Armstrong**  
 Chairman

24 March 2022

# Financial Report

## Statement of Comprehensive Income

For the year ended 31 December

Group

Parent

€'000	Note	2021	2020	2021	2020
<b>Revenue</b>	<b>3, 4</b>	<b>0</b>	<b>0</b>	<b>0</b>	<b>0</b>
Other operating income	5	6,137	2,122	6,137	2,122
Research and development expenses	6, 7, 8	(17,369)	(13,879)	(17,369)	(13,879)
General and administrative expenses	6, 7, 8	(9,876)	(4,897)	(9,969)	(4,947)
<b>Operating loss</b>		<b>(21,108)</b>	<b>(16,654)</b>	<b>(21,201)</b>	<b>(16,704)</b>
Financial expense	9	(235)	(389)	(249)	(388)
Financial income	9	165	109	182	113
<b>Loss before tax</b>		<b>(21,178)</b>	<b>(16,934)</b>	<b>(21,268)</b>	<b>(16,979)</b>
Tax expense	10	(16)	(10)	(2)	(1)
<b>Loss for the period</b>		<b>(21,194)</b>	<b>(16,944)</b>	<b>(21,270)</b>	<b>(16,980)</b>
Other comprehensive income (loss)	-	(15)	2	-	-
<b>Total comprehensive loss for the period</b>		<b>(21,209)</b>	<b>(16,946)</b>	<b>(21,270)</b>	<b>(16,980)</b>
<b>Loss per ordinary share</b>					
Basic and diluted loss per share, EUR	11	(0.42)	(0.37)	(0.42)	(0.37)

# Balance Sheet

€'000	Note	Group		Parent	
		2021	2020	2021	2020
<b>Assets</b>					
<b>Non-current assets</b>					
Machinery and equipment	12	20	14	20	14
Right-of-use-assets	14	187	361	187	361
Subsidiary shares	24	-	-	18	18
Intangible assets	12	899	565	899	565
Prepayments and other receivables	13	53	56	649	191
<b>Total non-current assets</b>		<b>1,159</b>	<b>996</b>	<b>1,772</b>	<b>1,149</b>
<b>Current assets</b>					
Prepayments and other receivables	15	5,170	3,263	5,164	3,264
Cash and cash equivalents	16	6,853	4,108	6,634	4,037
<b>Total current assets</b>		<b>12,023</b>	<b>7,371</b>	<b>11,798</b>	<b>7,301</b>
<b>Total assets</b>		<b>13,182</b>	<b>8,367</b>	<b>13,570</b>	<b>8,450</b>
<b>Equity and liabilities</b>					
<b>Capital and reserves attributable to the equity holders of the Company</b>					
Share capital		2,691	2,691	2,691	2,691
Reserve for invested unrestricted equity		116,507	92,015	116,507	92,015
Accumulated deficit		(116,265)	(96,557)	(116,381)	(96,598)
Translation difference		(15)	2	-	-
<b>Total equity</b>	<b>17, 18</b>	<b>2,919</b>	<b>(1,849)</b>	<b>2,818</b>	<b>(1,892)</b>
<b>Non-current liabilities</b>					
Borrowings	19	2,918	2,728	2,918	2,717
Lease liabilities	14	16	199	16	199
Other liabilities	21	151	786	151	788
<b>Total non-current liabilities</b>		<b>3,085</b>	<b>3,713</b>	<b>3,085</b>	<b>3,704</b>
<b>Current liabilities</b>					
Borrowings	19	429	122	429	122
Lease liabilities	14	184	176	184	176
Trade payables	22	2,229	2,115	2,951	2,293
Accruals and other current liabilities	22	4,336	4,090	4,104	4,047
<b>Total current liabilities</b>		<b>7,178</b>	<b>6,503</b>	<b>7,668</b>	<b>6,638</b>
<b>Total liabilities</b>		<b>10,263</b>	<b>10,216</b>	<b>10,753</b>	<b>10,342</b>
<b>Total equity and liabilities</b>		<b>13,182</b>	<b>8,367</b>	<b>13,570</b>	<b>8,450</b>

# Parent Company Statement of Changes in Equity

€'000	Note	Share capital	Reserve for invested unrestricted equity	Accumulated deficit	Total equity
<b>Balance as at 31 December 2019</b>		<b>2,691</b>	<b>78,916</b>	<b>(80,003)</b>	<b>1,604</b>
Comprehensive loss for the period		-	-	(16,980)	(16,980)
<b>Transactions with equity holders of the Company</b>					
Issue of ordinary shares, net of transaction costs EUR 1,004 thousand	17	-	13,098	-	13,098
Share-based compensation	7,18	-	-	386	386
		-	<b>13,098</b>	<b>386</b>	<b>13,484</b>
<b>Balance as at 31 December 2020</b>		<b>2,691</b>	<b>92,015</b>	<b>(96,598)</b>	<b>(1,892)</b>
Comprehensive loss for the period		-	-	(21,270)	(21,270)
<b>Transactions with equity holders of the Company</b>					
Issue of ordinary shares, net of transaction costs EUR 1,067 thousand	17	-	24,492	-	24,492
Share-based compensation	7,18	-	-	1,487	1,487
		-	<b>24,492</b>	<b>1,487</b>	<b>25,981</b>
<b>Balance as at 31 December 2021</b>		<b>2,691</b>	<b>116,507</b>	<b>(116,381)</b>	<b>2,818</b>



# Group Statement of Changes in Equity

€'000	Note	Share capital	Reserve for invested unrestricted equity	Translation difference	Accumulated deficit	Total equity
<b>Balance as at 31 December 2019</b>		<b>2,691</b>	<b>78,916</b>	-	<b>(79,997)</b>	<b>1,610</b>
Comprehensive loss for the period		-	-	2	(16,946)	(16,944)
<b>Transactions with equity holders of the Company</b>						
Issue of ordinary shares, net of transaction costs EUR 1,004 thousand	17	-	13,098	-	-	13,098
Share-based compensation	7,18	-	-	-	386	386
		-	<b>13,098</b>	-	<b>386</b>	<b>13,484</b>
<b>Balance as at 31 December 2020</b>		<b>2,691</b>	<b>92,015</b>	<b>2</b>	<b>(96,557)</b>	<b>(1,849)</b>
Comprehensive loss for the period		-	-	(15)	(21,194)	(21,209)
<b>Transactions with equity holders of the Company</b>						
Issue of ordinary shares, net of transaction costs EUR 1,067 thousand	17	-	24,492	-	-	24,492
Share-based compensation	7,18	-	-	-	1,487	1,487
		-	<b>24,492</b>	-	<b>1,487</b>	<b>25,980</b>
<b>Balance as at 31 December 2021</b>		<b>2,691</b>	<b>116,507</b>	<b>(15)</b>	<b>(116,265)</b>	<b>2,919</b>

# Statement of Cash Flows

As at 31 December

Group

Parent

€'000	Note	2021	2020	2021	2020
<b>Cash flow from operating activities</b>					
Loss before tax		(21,194)	(16,936)	(21,268)	(16,979)
<b>Adjustments for:</b>					
Received grant	5	(1,387)	(587)	(1,387)	(587)
Depreciation and amortisation	8	307	283	307	283
Interest expense	9	216	149	215	148
Unrealised foreign exchange loss (gain), net	9	153	117	168	129
Tax expense	10	16	10	2	1
Share-based compensation	18	1,487	386	1,487	386
Adjusted loss from operations before changes in working capital		(20,402)	(16,578)	(20,476)	(16,619)
<b>Change in net working capital:</b>					
Prepayments and other receivables		(1,919)	(1,097)	(2,358)	(1,101)
Trade payables		723	1,641	1,090	1,653
Other liabilities		(566)	(1,416)	(566)	(1,441)
Cash used in operations		(22,163)	(17,450)	(22,309)	(17,508)
Taxes paid		(16)	(1)	(2)	(1)
Interest paid		(40)	(28)	(40)	(28)
<b>Net cash used in operating activities</b>		<b>(22,218)</b>	<b>(17,479)</b>	<b>(22,351)</b>	<b>(17,537)</b>
<b>Cash flow from investing activities</b>					
Payments for intangible assets	12	(461)	(137)	(461)	(137)
Payments for equipment	12	(13)	(5)	(13)	(5)
<b>Net cash used in investing activities</b>		<b>(473)</b>	<b>(142)</b>	<b>(473)</b>	<b>(142)</b>
<b>Cash flow from financing activities</b>					
Proceeds from issue of shares	17	25,559	14,103	25,559	14,103
Share issue transaction cost	17	(1,067)	(1,004)	(1,067)	(1,004)
Proceeds from borrowings	20	662	630	661	630
Repayment of borrowings	20	(122)	(122)	(122)	(122)
Proceeds from grants	5, 21	750	1,375	750	1,375
Payment of lease liabilities	2, 19	(191)	(195)	(191)	(195)
<b>Net cash from financing activities</b>		<b>25,590</b>	<b>14,787</b>	<b>25,590</b>	<b>14,787</b>
<b>Net increase (+) / decrease (-) in cash and cash equivalents</b>					
		<b>2,899</b>	<b>(2,834)</b>	<b>2,766</b>	<b>(2,892)</b>
Effect of exchange rate changes on cash and cash equivalents		(153)	(117)	(168)	(129)
Cash and cash equivalents at 1 January	16	4,108	7,059	4,037	7,058
<b>Cash and cash equivalents at 31 December</b>	<b>16</b>	<b>6,853</b>	<b>4,108</b>	<b>6,634</b>	<b>4,037</b>

# Notes to the Financial Statement

## 1. CORPORATE INFORMATION

Faron Pharmaceuticals Ltd (the "Company") is a clinical stage biopharmaceutical company incorporated and domiciled in Finland, with its headquarters at Joukahaisenkatu 6 B, 20520 Turku, Finland. The Company has a pipeline based on the receptors involved in regulation of immune response in oncology, organ damage and bone marrow regeneration. Faron Pharmaceuticals Ltd. is listed on the London Stock Exchange's AIM market since 17 November 2015, with a ticker FARN. On 21 November 2019 the company announced it has submitted an application for the listing of its ordinary shares on Nasdaq First North Growth Market, a multilateral trading facility operated by Nasdaq Helsinki Ltd. The first date of trading at Nasdaq First North was 3 December 2019 (trading code FARON).

The Board of Directors of the Company approved the financial statements on 24 March 2022.

## 2. SUMMARY OF SIGNIFICANT ACCOUNTING POLICIES

### 2.1. Basis of Preparation

The financial statements have been prepared in accordance with the International Financial Reporting Standards of the International Accounting Standards Board (IASB) and as adopted by the European Union (IFRS) and the interpretations of the International Financial Reporting Standards Interpretations Committee (IFRIC). The financial statements have been prepared on a historical cost basis, unless otherwise stated.

The principal accounting policies applied in the preparation of these financial statements are set out below. The Company has consistently applied these policies to all the periods presented, unless otherwise stated. The areas of the financial statements involving a higher degree of judgment or complexity, or areas where assumptions and estimates are significant to the financial statements are disclosed in note 2.21.

The Consolidated Financial Statements incorporate the parent company, Faron Pharmaceuticals Ltd, and all subsidiaries in which it holds over 50% of the voting rights. The subsidiaries established during the financial period are consolidated from the date that control was obtained by the Group.

The subsidiaries are consolidated by using the purchase method. All intragroup transactions, receivables, liabilities and unrealized gains are eliminated

in the Consolidated Financial Statements. Faron Pharmaceuticals Ltd holds 100% ownership of all its subsidiaries.

The Consolidated Financial Statements are presented in euro which is the functional currency of the parent company. The statements of comprehensive income and statements of cash flows of foreign subsidiaries, whose functional currency is not euro, are translated into euro each month at the average monthly exchange rates, while the statements of financial position of such subsidiaries are translated at the exchange rate prevailing at the reporting date. Translation differences resulting from the translation of profit for the period and other items of comprehensive income in the statement of comprehensive income and statement of financial position are recognised as a separate component in equity and in other comprehensive income. Also, the translation differences arising from the application of the purchase method and from the translation of equity items cumulated subsequent to acquisition are recognised in other comprehensive income.

All figures presented in notes are group figures if not else stated.

All amounts are presented in thousands of euros, unless otherwise indicated, rounded to the nearest euro thousand.

### 2.2. Going Concern

As part of their going concern review the Directors have followed the Finnish Limited Liability Companies Act, the Finnish Accounting Act and the guidelines published by the Financial Reporting Council entitled "Guidance on the Going Concern Basis of Accounting and Reporting on Solvency and Liquidity Risks – Guidance for directors of companies that do not apply the UK Corporate Governance Code". The Company and its subsidiaries (the "Group") are subject to a number of risks similar to those of other development stage pharmaceutical companies. These risks include, amongst others, generation of revenues in due course from the development portfolio and risks associated with research, development, testing and obtaining related regulatory approvals of its pipeline products. Ultimately, the attainment of profitable operations is dependent on future uncertain events which include obtaining adequate financing to fulfil the Group's commercial and development activities and generating a level of revenue adequate to support the Group's cost structure.

The Group made a net loss of €21.2 million during the year ended 31 December 2021. At the end of the financial year, it had total equity of €2.9 million including an accumulated deficit of €116.2 million. As at that date, the Group had cash and cash equivalents of €6.9 million.

The Directors have prepared detailed financial forecasts and cash flows looking beyond 12 months from the date of the approval of these financial statements. In developing these forecasts, the Directors have made assumptions based upon their view of the current and future economic conditions that are expected to prevail over the forecast period. The Directors estimate that the cash held by the Group together with known receivables will be sufficient to support the current level of activities into the fourth quarter of 2022. The Directors are continuing to explore sources of finance available to the Group and they believe they have a reasonable expectation that they will be able to secure sufficient cash inflows for the Group to continue its activities for not less than 12 months from the date of approval of these financial statements; they have therefore prepared the financial statements on a going concern basis.

Because the additional finance is not committed at the date of issuance of these financial statements, these circumstances represent a material uncertainty that may cast significant doubt on the Company's ability to continue as going concern. Should the Group be unable to obtain further finance such that the going concern basis of preparation were no longer appropriate, adjustments would be required, including to reduce balance sheet values of assets to their recoverable amounts, to provide for further liabilities that might arise.

### 2.3. Foreign Currency Transactions and Balances

#### **Functional and Presentation Currency**

The financial statements are presented in euro, which is the Group's functional and presentation currency.

#### **Transaction Currency**

Transactions in foreign currencies are translated at the exchange rates ruling at the date of the transaction. Monetary assets and liabilities denominated in foreign currencies are translated at the exchange rates ruling at the reporting date. Foreign exchange differences arising on translation are recognised in the statement of comprehensive income, within financial income and expenses. Non-monetary assets and liabilities denominated in foreign currencies are translated at the foreign exchange rate ruling at the date of the transaction.

### 2.4. Segment Reporting

Operating segments are reported in a manner consistent with the internal reporting provided to the chief operating decision maker. The Chief Executive Officer, reviewing the operating results regularly to make decisions about the allocation of resources and to assess overall performance, is identified as the chief operating decision maker. The Chief Executive Officer manages the Group as one integrated business and hence, the Group has one operating and reportable segment.

### 2.5. Revenue Recognition

The Group uses IFRS 15 standard for Revenue from Contracts with Customers and applies the single, principles based five-step model to all contracts with customers provided by IFRS 15 as follows:

1. Identify the contract with a customer
2. Identify the performance obligations in the contract
3. Determine the transaction price
4. Allocate the transaction price to the performance obligations in the contract
5. Recognise revenue when (or as) the entity satisfies a performance obligation (over time or at a point in time).

#### **Revenue from Licensing Agreements**

According to IFRS 15, performance obligation is a promise to provide a distinct good or service or a series of distinct goods or services. Goods and services that are not distinct are bundled with other goods or services in the contract until a bundle of goods or services that is distinct is created. A good or service promised to a customer is distinct if the customer can benefit from the good or service either on its own or together with other resources that are readily available to the customer and the entity's promise to transfer the good or service to the customer is separately identifiable from other promises in the contract.

Faron Pharmaceuticals Ltd.'s existing license agreements with Maruishi in Japan, with A&B in Greater China and with Pharmbio in Republic of Korea each include only one performance obligation, which is the grant of the license to use of its intellectual property ("IP"). After the Company has granted the license, it does not have an obligation to participate or provide additional services to its customers. The transaction price for the grant of the license to use the Company's IP comprises of fixed and variable payment streams and the grant of the license is considered to be a right to use IP. Upfront fees earned, are recognised as revenue at a point in time, upon transfer of control over the license to the licensee.

Revenue from variable consideration, which are contingent on achievements of future milestones are recognised as revenue when it is highly probable the revenue will not reverse, that is when the underlying contingencies have been resolved. For future royalty payments associated with a license, the Group applies the IFRS 15 exception for sales-based royalties and recognises the revenue only when the subsequent sale occurs.

In addition, there is a potential performance obligation regarding future manufacturing. Faron Pharmaceuticals Ltd. has tentatively agreed on supply and manufacture of the drug product to its licensees. The terms including quantities and commercial terms for the future supply will be subject to separate negotiations.

For further information on revenue recognition, see notes 2.21 and 3.

## 2.6. Recognition of Government Grants

The direct government grants are recognised as other operating income at the same time as the underlying expenditure is incurred, provided that there is reasonable assurance that the Company will receive the grant and complies with the conditions of such grant. Direct grant payments received in advance of the incurrence of the expenditure that the grant is intended to compensate are deferred at the reporting date and presented under advances received on the balance sheet.

The indirect government assistance in the form of below-market interest government loans is recognised as grant income and recorded as other operating income in the same period in which the company recognises the expenses for which the benefit is intended to compensate. Grant income is measured as the difference between the initial fair value of the loan and the proceeds received.

## 2.7. Research and Development Expenses

Research and development costs are expensed as incurred and presented under research and development expenses in the statement of comprehensive income. Research and development expenses include costs for outsourced clinical trial services, materials and services, employee benefits and other expenditure directly attributable to the Company's research and development activities. The Company's research and development expenses are directly related to the Company's development projects and may therefore fluctuate strongly from year to year.

Capitalization of expenditure on the development of the Company's products commences from the point at which technical and commercial feasibility of the product can be demonstrated and it is probable that future economic benefits will result from the product once completed. As at 31 December 2021, considering the development

stage of the Company's drug candidates, no internally developed assets related to Company's development activities had met these criteria and had therefore not been recognised. The uncertainties inherent in developing pharmaceutical products prohibits the capitalization of internal development expenses as an intangible asset until the marketing approval has been received from the relevant regulatory agencies.

## 2.8. Employee Benefits

The Group's employee benefits consist of short-term employee benefits, post-employment benefits (defined contribution pension plans) and share-based compensation. Short-term employee benefits are charged to the statement of comprehensive income in the year in which the related service is provided. Under defined contribution plans, the Group's contributions are recorded as an expense in the accounting period to which they relate and the Group does not have any further obligations once the contributions have been paid.

## 2.9. Share-based Compensation

The options granted under share-based incentive programs are measured at fair value at earlier of the grant date or the service commencement date, using the Black-Scholes valuation model. The options, for which the option exercise price is determined later, right before the vesting, an estimate is used to determine the fair value at service commencement date and the estimate is subsequently revised until the options become granted. The share-based compensation expense is recognised on a straight-line basis over the vesting period together with a corresponding increase in equity, based on the Group's estimate of equity instruments that will eventually vest. At each reporting date, the Group revises its estimate of the number of equity instruments that are expected to vest and its estimate of the grant date fair value for the options with earlier service commencement date. The exercise price paid by the option or warrant holder to subscribe the Group's shares is recognised in the reserve for invested unrestricted equity.

## 2.10. Loss per Share

Basic loss per share is calculated by dividing the loss for the period with the weighted average number of ordinary shares during the period.

Since the Group has reported losses, inclusion of unexercised options would decrease the loss per share and therefore not taken into account in diluted loss per share calculation.

### 2.11. Income Tax

Income tax expense for the period consists of current and deferred taxes. Tax is recognised in the statement of comprehensive income, except for the income tax effects of items recognised in other comprehensive income or directly in equity, which is similarly recognised in other comprehensive income or equity.

Deferred taxes are recognised using the liability method on temporary differences arising between the tax bases of assets and liabilities and their carrying amounts in the financial statements. Deferred taxes are determined using tax rates enacted or substantively enacted by the balance sheet date in the respective countries and are expected to apply when the related deferred tax asset is realised or the deferred tax liability is settled.

Deferred income tax assets are recognised only to the extent that it is probable that future taxable income will be available, against which the temporary differences, tax losses and tax credit can be utilized.

### 2.12. Machinery and Equipment

The Group's machinery and equipment comprise of office furniture and equipment, which is stated at historical cost less depreciation and any impairment losses. The historical cost includes expenditure that is directly attributable to the acquisition of the machinery and equipment.

Depreciation is calculated using the straight-line method over the asset's estimated useful life of four years. Depreciation is recorded to the costs of the asset function.

### 2.13. Intangible Assets

The Group's intangible assets comprise of capitalized patent costs arising in connection with the preparation, filing and obtaining of patents. Patent cost are amortised on a straight-line basis over the useful lives of the patents of ten years.

### 2.14. Impairment of Non-financial Assets

Assets that are subject to depreciation or amortisation are reviewed for impairment whenever there are indications that the carrying amount may not be recoverable.

An impairment loss is recognised for the amount by which the asset's carrying amount exceeds its recoverable amount. The recoverable amount is the higher of an asset's fair value less costs of disposal and value in use. The value in use represents the discounted future net cash flows expected to be derived from the asset.

### 2.15. Inventories

Inventories are stated at the lower of cost and net realizable value. The cost includes all costs of direct materials

and external services associated with the process of manufacturing of the goods sellable upon obtaining the regulatory marketing approval. The cost of inventories is fully written down.

### 2.16. Financial Assets

The Group's financial assets comprise of other receivables and cash and cash equivalents, which are all classified to the category "financial assets measured at amortised cost". These are non-derivative financial assets with fixed or determinable payments that are not quoted in an active market. They are included in current assets, except for maturities greater than 12 months after the reporting date, which are classified as non-current assets.

Other receivables consist mainly of VAT refund and restricted cash in the form of security deposits for rental agreements. Cash and cash equivalents comprise cash on hand and at banks.

### 2.17. Financial Liabilities

The Group's financial liabilities comprise of interest bearing borrowings, trade payables, other non-current and current liabilities.

Borrowings are initially recognised at fair value, less any directly attributable transaction costs. Subsequently borrowings are carried at amortised cost using the effective interest method. Borrowings are presented as current liabilities unless the Group has an unconditional right to defer settlement of the liability for at least 12 months after the end of the reporting period. Borrowings are not derecognised until the liability has ceased to exist, that is, when the obligation identified in a contract has been fulfilled or cancelled or is no longer effective.

Borrowings comprise of four government loans with a below-market rate of interest from The Finnish Funding Agency for Technology and Innovation (formerly "Tekes", currently "Business Finland"), of which two have been fully drawn down before the Group's date to transition to IFRS. Accordingly, the Group has utilized the IFRS 1 exemption and not accounted for the below-market grant separately for these two loans, which are carried at amortised cost.

The government loan originated after the date of transition to IFRS was initially recognised and measured at fair value and subsequently at amortised cost over the loan period by using the effective interest method. The grant component of the loan, which is the benefit of the below-market interest rate, is measured as the difference between the initial fair value of the loan and the proceeds received.

Trade payables and other liabilities are classified as current liabilities, unless the Group has an unconditional right to defer settlement of the liability for at least 12 months

after the end of the reporting period, in which case they are classified as non-current liabilities. The carrying amount of trade payables and other current liabilities are considered to be the same as their fair values, due to their short-term nature. Non-current liabilities are initially measured at fair value and subsequently at amortised cost.

### 2.18. Equity

The Group's equity comprises of share capital, reserve for invested unrestricted equity and accumulated deficit. The proceeds from issuance of new ordinary shares, less incremental costs directly attributable to the issue, are credited to the reserve for invested unrestricted equity, in accordance with the terms and conditions of the share issue.

The accumulated deficit comprises of the accumulated profits and losses of the Group since the inception.

Under the Finnish Limited Liability Companies Act (624/2006, as amended), if the board of directors of a company notices that the company has negative equity, the board must make a register notification on the loss of share capital. However, if the fair value of the assets of the company is otherwise than temporarily notably higher than their book value, the difference between the probable current price and the book value may be taken into account as an addition to equity.

### 2.19. Leases

#### **The Company as Lessee**

From 1 January 2019, the Group recognises all leases, with the exception of short-term (i.e. lease term less than 12 months) and low value leases, in line with IFRS 16 Leases as right-of-use assets with a corresponding lease liability at the date at which the leased asset is available for use by the Group. A contract is or contains a lease if the Group has the right to control the use of an identified asset for a period of time in exchange for consideration. When determining the lease term, the Group assesses the probability of exercising extension and termination options over the non-cancellable period by considering all relevant facts and circumstances. Right-of-use assets and lease liabilities are initially recognised on the consolidated balance sheet at future fixed lease payments over the lease term. Lease payments are discounted to present value using an effective interest rate. Right-of-use assets are depreciated on a straight-line basis over the lease term and reviewed periodically for indication of impairment. When the future lease payments are revised due to changes in index-linked considerations or the lease term changes, the right-of-use asset and the corresponding lease liability is remeasured. Any differences arising on reassessments are recognised in the consolidated income statement. Interest expense on lease liabilities is presented within

Interest expense in the consolidated income statement. In the consolidated cash flow statement, the principal portion of the lease payment is presented in the cash flow from financing activities.

### 2.20. Provisions and Contingent Liabilities

Provisions are recognised when the Group has a present legal or constructive obligation as a result of past events, it is probable that an outflow of resources will be required to settle the obligation, and a reliable estimate of the amount can be made. The Group does not have provisions at the end of the reporting periods presented in these financial statements.

A contingent liability is a possible obligation that arises from past events and whose existence will be confirmed only by the occurrence of uncertain future events not wholly within the control of the entity. Such present obligation that probably does not require settlement of a payment obligation and the amount of which cannot be reliably measured is also considered to be a contingent liability. Contingent liabilities are disclosed in the notes to the financial statements.

### 2.21. Critical Accounting Estimates and Significant Management Judgements in Applying Accounting Policies

#### **Revenue Recognition**

In determining the amounts to be recognised as revenue, the Group uses its judgement in the following main issues:

- Identifying the performance obligations in the license agreements and determining whether the license provided is distinct - based on the Group's analysis, the license is distinct as the licensee is able to benefit from the license on its own at its current stage and the licensee has the responsibility for the development in that territory. The management has determined that the provision of data and information generated by the Group in connection with its own development activities to facilitate the licensees' territory-specific development efforts is immaterial (perfunctory) to the grant of the license to the IP and does not constitute a separate performance obligation.
- Management has concluded that the license meets the criteria to be classified as a right to use, as the license granted provides at the outset of the contract all necessary documents and knowhow to utilize the license. The contract does not define activities that would significantly affect the intellectual property to which the licensee has rights after the date of granting.

**Share-based Compensation**

The Group recognises expenses for share-based compensation. For share options management estimates certain factors used in the option pricing model, including volatility, vesting date of options and number of options likely to vest. If these estimates vary from actual occurrence, this will impact the value of the share-based compensation. Further details of the Group's estimation of share-based compensation are disclosed in note 18.

**Clinical Trial Accruals**

Quantification of the accruals related the clinical trials require a lot of detailed information about the services performed. The services invoiced by Contract Research Organisations consist of contributions of various independent subcontractors and the actual tasks completed may be reported with significant delays. Also the clinical study sites, may invoice their costs with long delays. These factors combined result in a complicated task of defining on which period the cost belongs to and the Company has implemented a detailed tracking process to minimize any judgement needed.

**2.22. New and Amended Standards and Interpretations Adopted by the Group****New standards not yet implemented by the Group:**

Amendments to IAS 1 Presentation of Financial Statements and IAS 8 Accounting Policies, Changes in Accounting Estimates and Errors. The purpose of the amendments is to align the definition of 'material' across the standards and to clarify certain aspects of the definition. The amendments clarify that materiality will depend on the nature or magnitude of information, or both. The group is monitoring potential changes in future accounting standards and assessing any impact thereof on a continuing basis.

**3. REVENUE**

Faron Pharmaceuticals Ltd. has entered into exclusive license agreements with Maruishi in Japan, with A&B in Greater China and with Pharmbio in the Republic of Korea for the development, commercialization and supply of Traumakine and is entitled to related milestone payments. The Company retains rights to Traumakine in the rest of the world. The license partners are responsible for all regulatory activities and needed clinical activities necessary for commercialization in respective territories. Under the license agreements, the Company is also entitled to receive royalty payments based on the product sales in territories, but such royalties have not been earned or recognised to revenue during the periods presented.

**License Agreement and Supply Agreement with Maruishi**

In 2011, the Company entered into a license agreement with Japanese license partner Maruishi. The Company has not recognised revenue for the Maruishi license agreement during the periods presented but is entitled to receive additional payments upon achievement of certain development or commercial milestones.

In 2014, the Company entered into a separate supply agreement with Maruishi for the delivery of investigational medicinal products to be used in territory-specific clinical studies. In 2021 the Company has not recognised revenue from deliveries based on this agreement.

**License Agreement with Pharmbio**

In 2016, the Company entered into license agreement with Korean license partner Pharmbio and met the upfront at signing. In this connection the Company satisfied the performance obligation for the grant of the license and use of its IP and recognised revenue in the amount of EUR 750 thousand. The Company is entitled to receive additional milestone payments from Pharmbio only if certain development or commercial milestones are achieved.

**4. SEGMENT REPORTING**

Faron Pharmaceuticals Ltd. is a late clinical stage drug discovery and development company. Its operations have been focused on the development of its main drug candidates Traumakine and Bex. The Group's chief operating decision maker has been identified as the Chief Executive Officer (CEO).

The CEO manages the Group as one integrated business and hence the Group has one operating and reportable segment.

The Group had no revenue in 2021 (EUR 0 thousand in 2020).

All of the Group's non-current assets are located in Finland.



## 5. OTHER OPERATING INCOME

€'000	Year ended 31 December	
	2021	2020
Grant from the European Union	1,387	587
Grant from Business Finland	160	162
Grant component of government loans	498	152
Other income	4,091	1,221
<b>Total operating income</b>	<b>6,137</b>	<b>2,122</b>

Grant from the European Union comprise of direct funding from the European Commission under the Horizon 2020 research and innovation programme (for research and technological development to support the Matins clinical program). Grant from Business Finland is also direct funding to support Cancer IO research. The grant component of government loan comprise of indirect financial benefit from the below-market interest of a loan from Business Finland which has been granted to finance Traumakine manufacturing. The other income consists of the reimbursement of already occurred legal expenses by the third-party recovery services and the arbitration award provider as announced by the Company on 30 December 2019 and 9 November 2021.

## 6. BREAKDOWN OF EXPENSES BY FUNCTION

### Research and Development Expenses

€'000	Year ended 31 December	
	2021	2020
Materials and services	(9,392)	(5,739)
Employee benefits	(3,281)	(2,894)
Outsourced clinical trials services	(3,541)	(4,393)
Other R&D costs	(923)	(628)
Depreciation and amortization	(232)	(225)
<b>Total research and development expenses</b>	<b>(17,369)</b>	<b>(13,879)</b>

### General and Administration Expenses

€'000	Year ended 31 December	
	2021	2020
Other G&A costs	(5,932)	(2,820)
Employee benefits	(3,472)	(1,681)
Communication	(396)	(338)
Depreciation and amortization	(75)	(58)
<b>Total general and administrative expenses</b>	<b>(9,876)</b>	<b>(4,897)</b>

## 7. EMPLOYEE BENEFITS

€'000	Year ended 31 December	
	2021	2020
Salaries	(4,419)	(3,593)
Pension expenses – contribution-based plans	(644)	(480)
Social security contributions	(202)	(116)
Share-based compensation	(1,487)	(386)
<b>Total employee benefit expenses</b>	<b>(6,753)</b>	<b>(4,575)</b>

### Employee benefit expenses by function

Research and development expenses	(3,281)	(2,894)
General and administrative expenses	(3,472)	(1,681)
<b>Total employee benefit expenses</b>	<b>(6,753)</b>	<b>(4,575)</b>

The headcount of personnel at the end of 2021 was 37 (2020: 30). Share-based compensation information is included in note 18 and management remuneration information in note 24.

## 8. DEPRECIATION AND AMORTISATION

€'000	Year ended 31 December	
	2021	2020
<b>Depreciation and amortisation by type of asset</b>		
Depreciation for right-of-use-assets	(172)	(178)
Intangible assets - patents	(110)	(98)
Intangible assets	(18)	(3)
Machinery and equipment	(6)	(4)
<b>Total depreciation and amortisation</b>	<b>(307)</b>	<b>(283)</b>

### Depreciation and amortisation by function

Research and development expenses	(232)	(225)
General and administrative expenses	(75)	(58)
<b>Total depreciation and amortisation</b>	<b>(307)</b>	<b>(283)</b>

## 9. FINANCIAL INCOME AND EXPENSES

€'000	Year ended 31 December	
	2021	2020
<b>Financial income</b>		
Interest income	2	9
Gains from foreign exchange	163	98
<b>Total financial income</b>	<b>165</b>	<b>107</b>
<b>Financial expenses</b>		
Interest expenses	(200)	(127)
Losses from foreign exchange	(3)	(227)
Interest expenses from lease liabilities	(15)	(22)
Other financial expenses	(32)	(13)
<b>Total financial expenses</b>	<b>(250)</b>	<b>(389)</b>
<b>Total financial income and expenses, net</b>	<b>(85)</b>	<b>(282)</b>

Interest expenses consist of paid and accrued interest expenses. The accrued interest expense relates mainly to the government loans, see note 19. Interest expenses recognised from lease liabilities totalled to EUR 15 thousand (2020: EUR 22 thousand).

The foreign exchange wins mainly relate to the cash balance nominated in US Dollars which strengthened against the EUR.

Unrealised foreign exchange loss (gain), net is EUR 153 thousand and EUR 117 thousand for the years ended 31 December 2021 and 2020, respectively.

## 10. TAX EXPENSE

€'000	Year ended 31 December	
	2021	2020
Tax expense	(16)	(10)
<b>Total tax expense</b>	<b>(16)</b>	<b>(10)</b>

Income tax consists of foreign corporation tax.

The difference between income taxes at the statutory tax rate in Finland (20%) and income taxes recognised in the statement of comprehensive income is reconciled as follows:

€'000	Year ended 31 December	
	2021	2020
Loss before tax	(21,209)	(16,936)
Income tax calculated at Finnish tax rate 20%	4,242	3,387
Tax losses and temporary differences for which no deferred tax asset is recognised	(4,131)	(3,491)
Non-deductible expenses and tax exempt income	(111)	104
Non-credited foreign withholding taxes	(16)	(10)
<b>Taxes in the statement of comprehensive income</b>	<b>(16)</b>	<b>(10)</b>

Tax losses and deductible temporary differences for which no deferred assets have been recognised, are as follows:

€'000	Year ended 31 December	
	2021	2020
R&D expenses not yet deducted in taxation <sup>(1)</sup>	70,085	54,981
Tax losses carried forward <sup>(2)</sup>	42,561	38,158
<b>Total</b>	<b>112,646</b>	<b>93,139</b>

(1) The Group has incurred research and development costs, that have not yet been deducted in its taxation. The amount deferred for tax purposes can be deducted over an indefinite period.

(2) Tax losses carried forward expire over the period of 10 years. The tax losses will expire as follows:

€'000	2021	2020
	Expiry within five years	23,037
Expiry within 6-10 years	19,524	24,882
<b>Total</b>	<b>42,561</b>	<b>38,158</b>

The related deferred tax assets have not been recognised in the balance sheet due to the uncertainty as to whether they can be utilized. The Group has a loss history, which is considered a significant factor in the consideration of not recognising deferred tax assets. The total tax value of unrecognised deferred tax assets is EUR 22,529 thousand (2020: EUR 18,628 thousand).

The Group does not have any other deductible or taxable temporary differences. Therefore, no deferred tax assets or liabilities have been recognised in the balance sheet and thus the itemisation of deferred taxes is not provided.

## 11. LOSS PER SHARE

Loss per share is calculated by dividing the net loss by the weighted average number of ordinary shares in issue during the year.

€'000	Year ended 31 December	
	2021	2020
Loss for the period	(21,209)	(16,946)
Weighted average number of ordinary shares in issue	50,723,964	45,712,111
<b>Basic and dilutive loss per share (in €)</b>	<b>(0.42)</b>	<b>(0.37)</b>

As of 31 December 2020, Faron Pharmaceuticals Ltd. had only share options outstanding. Number of potentially dilutive instruments currently outstanding totalled 3,643,000 as of 31 December 2021 (31 December 2020: 3,694,000). Since the Group has reported a net loss, the share options would have a further dilutive effect and are therefore not taken into account in diluted loss per share calculation. As such, there is no difference between basic and diluted loss per share.

## 12. INTANGIBLE ASSETS AND MACHINERY AND EQUIPMENT

€'000	Intangible assets	Machinery and equipment
<b>Book value on 1 January 2021</b>	<b>565</b>	<b>14</b>
Additions	461	13
Disposals	-	-
Depreciation/amortisation	(127)	(6)
<b>Book value 31 December 2021</b>	<b>899</b>	<b>20</b>
<b>As at 31 December 2021</b>		
Acquisition cost	1,521	57
Accumulated disposals	-	-
Accumulated depreciation/amortisation	(622)	(37)
<b>Book value 31 December 2021</b>	<b>899</b>	<b>20</b>
<b>Book value 1 January 2020</b>	<b>529</b>	<b>13</b>
Additions	137	5
Disposals	-	-
Depreciation/amortisation	(102)	(4)
<b>Book value 31 December 2020</b>	<b>565</b>	<b>14</b>
<b>As at 31 December 2020</b>		
Acquisition cost	1,060	44
Accumulated disposals	-	-
Accumulated depreciation/amortisation	(495)	(30)
<b>Book value 31 December 2020</b>	<b>565</b>	<b>14</b>

## 13. NON-CURRENT PREPAYMENTS AND OTHER RECEIVABLES

€'000	As at 31 December	
	2021	2020
Other receivables	53	55
<b>Total non-current prepayments and other receivables</b>	<b>53</b>	<b>55</b>

Other receivables consist mainly of restricted cash in the form of security deposits for rental agreements. For the parent company, the other receivables (2021 EUR 649 thousand) consist on intercompany loans that are eliminated on group level

## 14. RIGHT-OF-USE-ASSETS AND LEASING LIABILITIES

€'000	31 December 2021	31 January 2020
<b>Right-of-use assets</b>		
Office	187	359
Vehicle	0	2
<b>Total right-of-use assets</b>	<b>187</b>	<b>361</b>
<b>Lease liabilities</b>		
Long-term leasing liability	16	199
Short-term leasing liability	184	176
<b>Total leasing liabilities</b>	<b>199</b>	<b>375</b>

The Company maintained the office premises during 2021, the decrease on Right-of-use assets was EUR 172 thousand.

## 15. CURRENT PREPAYMENTS AND OTHER RECEIVABLES

€'000	<i>Group</i>		<i>Parent</i>	
	2021	As at 31 December		2020
	2021	2020	2021	2020
Prepayments	3,752	1,993	3,752	1,993
Other accrued incomes and other receivables	808	740	802	741
Receivable for production defects	434	434	434	434
VAT receivable	176	96	176	96
<b>Total current prepayments and other receivables</b>	<b>5,170</b>	<b>3,263</b>	<b>5,164</b>	<b>3,264</b>

The majority of prepayments consist of the Clinical Service Agreements with Contract Research Organisations, which are current service providers in different clinical trials.

## 16. CASH AND CASH EQUIVALENTS

€'000	<i>Group</i>		<i>Parent</i>	
	2021	As at 31 December		2020
	2020	2021	2020	2021
Bank accounts	6,853	4,108	6,634	4,037
<b>Total cash and cash equivalents</b>	<b>6,853</b>	<b>4,108</b>	<b>6,634</b>	<b>4,037</b>

## 17. SHAREHOLDERS' EQUITY

Movements in number of shares, share capital and reserve for invested unrestricted equity were as follows:

€'000	Total registered shares (pcs)	Share capital	Reserve for unrestricted equity
<b>1 January 2020</b>	<b>43,290,747</b>	<b>2,691</b>	<b>78,916</b>
Issue of new shares, net of transaction costs	3,606,000	-	13,098
<b>31 December 2020</b>	<b>46,896,747</b>	<b>2,691</b>	<b>92,015</b>
<b>1 January 2021</b>	<b>46,896,747</b>	<b>2,691</b>	<b>92,015</b>
Issue of new shares, net of transaction costs	6,335,285	-	24,492
<b>31 December 2021</b>	<b>53,232,032</b>	<b>2,691</b>	<b>116,507</b>

On 23 April 2020, the number of shares was increased to 45,183,510 following the issue of 1,892,763 new shares. On 24 April 2020 the number of shares was increased to 46,133,510 following the issue of 950,000 new shares. On 28 April 2020 the number of shares was increased to 46,790,747 following the issue of 657,237 new shares. On 22 May 2020 the number of shares was increased to 46,799,747 following the issue of 9,000 new shares. On 23 September 2020 the number of shares was increased to 46,814,747 following the issue of 15,000 new shares. On 30 November 2020 the number of shares was increased to 46,896,747 following the issue of 82,000 new shares.

On 12 February 2021, the number of shares was increased to 50,417,874 following the issue of 3,521,127 new shares. On 6 April 2021, the number of shares was increased to 50,457,874 following the issue of 40,000 new shares. On 1 October 2021, the number of shares was increased to 53,221,032 following the issue of 2,763,158 new shares. On 8 October, the number of shares was increased to 53,232,032 following the issue of 11,000 new shares.

Faron Pharmaceuticals Ltd. has one class of ordinary shares. The shares have no par value. Each share entitles the holder to one vote at the Annual General Meeting and equal dividend. All shares are fully paid.

The subscription price for the shares is recorded to the share capital, unless the Board has made a resolution to record the subscription price in the reserve for invested unrestricted equity. If the shares of a Finnish limited liability company have no par value according to its articles of association, the Finnish Limited Liability Companies Act allows companies the recognition of the proceeds from share issuance to the reserve for invested unrestricted equity. In such situations the board of a company can choose on a subscription by subscription basis, how much of the issue, if anything, is recorded in share capital and how much to the reserve for invested unrestricted equity that is distributable. During 2020 and 2021, the Board recognised all relevant transactions in the invested unrestricted equity reserve.

## 18. SHARE OPTIONS

### *Option Plan 2015*

The Option Plan 2015 was approved at the Company's extraordinary shareholders' meeting on 15 September 2015 as part of the Group's incentive scheme determined by the Board of Directors. The share options are granted to the members of the Board of Directors and the management team and other management and employees for no consideration. The annual general meeting on 16 May 2017 resolved to amend, due to the increase in the number of employees in the Group and the increase in the number of members of the Board of Directors, the Option Plan so that a maximum total of 500,000 C options and a maximum total of 500,000 D options may be offered under initial Option Plan terms and conditions. The share options have a service condition and are forfeited in case the employee leaves the Company before the share options vest, unless the Board of Directors approves otherwise. After the beginning of the share subscription period, the vested options may be freely transferred or exercised. The fair value of the options has been determined using the Black & Scholes option valuation model and expensed over the vesting period. Grant dates for the share options may vary depending on the date when the Company and

the employees agree to the key terms and conditions of the Option Plan. The maximum number of share options that can be awarded under the Option Plan is 1.800.000 in four different tranches designated as A options, B options, C options and D options. Each share option entitles the holder of the option to subscribe for one ordinary share in the Company.

The exercise price for ordinary shares based on A options is euro equivalent of the Company's share subscription price in the Company's initial public offering on the AIM market place of the London Stock Exchange on 17 November 2015. The exercise price for ordinary shares based on B options, C options and D options is euro equivalent of the exercise price determined based on the Company's average share price on the AIM market place during 1 July - 30 September 2016, 2017 and 2018, respectively.

Key characteristics and terms of the option plan are listed in the table below.

The date of the allocation of D options to the employees and key management is 30 June 2019, which has been used in the option calculations.

2015 Option Plan	A options	B options	C options	D options
Maximum number of share options	400,000	400,000	500,000	500,000
Exercise price, EUR	3.71	2.90	8.39	1.09
Dividend adjustment	No	No	No	No
Beginning of subscription period	2 November 2015	8 October 2016	8 October 2017	8 October 2018
End of subscription period	30 September 2023*	30 September 2023*	30 September 2023*	30 September 2023*
Vesting conditions	Service until the beginning of the subscription period			

(\* During the company annual general meeting on 23 April 2021, the AGM resolved to amend the terms and conditions of the 2015 option programme by extending the end of subscription period by 2 years, i.e. to 30 September 2023.



**2021**  
**2015 Option Plan**

**2020**  
**2015 Option Plan**

Number of share options	A	B	C	D	A	B	C	D
Outstanding at 1 January	385,000	385,900	500,000	394,000	385,000	385,900	500,000	500,000
Granted	-	-	-	-	-	-	-	-
Forfeited	-	-	-	-	-	-	-	-
Exercised	-	2000	-	49,000	-	-	-	106,000
Outstanding at 31 December	385,000	383,900	500,000	345,000	385,000	385,900	500,000	394,000
Exercisable at 31 December	385,000	383,900	500,000	345,000	385,000	385,900	500,000	394,000
The weighted average fair value of the share options granted, EUR	-	-	-	-	-	-	-	-
The weighted average share price at the date of exercise, EUR	-	4.78	-	4.16	-	-	-	3.32

**2021**  
**2015 Option Plan**

**2020**  
**2015 Option Plan**

Determination of the fair value for the share options granted	C	D	C	D
Share price at grant date, EUR	4.51–9.39	0.62–4.96	4.51–9.39	0.62–4.96
Subscription price, EUR	4.51–8.39	1.09–4.96	4.51–8.39	1.09–4.96
Volatility, %(*)	42.59–52.57	55.60	42.59–52.57	55.60
Interest free rate, %	0.01	0.01	0.01	0.01
Expected dividends yield, %	0	0	0	0
Option fair value, EUR	1.42–4.01	0.11–1.25	1.42–4.01	0.11–1.25

(\*) Expected volatility was determined as the average volatility of a peer group consisting of ten comparable biotechnology companies listed on London Stock Exchange AIM list.

There was no effect on earnings 2021 or 2020 based on share options granted under the 2015 Option Plan. The share based compensation expense for the Option Plan 2015 was EUR 0 in 2021 (EUR 0 in 2020).

**Option Plan 2019**

The Option Plan 2019 was approved at the Company's board of directors meeting on 20 November 2019 and amended on 19 March 2020 as part of the Group's incentive scheme determined by the Board of Directors. The share options are granted to the members of the Board of Directors, Scientific Advisory Board, the management team and other management and employees for no consideration.

The share options have a service condition and are forfeited in case the employee leaves the Company before the share options vest, unless the Board of Directors approves otherwise. After the beginning of the share subscription period, the vested options may be freely transferred or exercised. The fair value of the options has been determined using the Black & Scholes option valuation model and expensed over the vesting period. Grant dates for the share options may vary depending on the date when the Company and the employees agree to the key terms and conditions of the Option Plan. The maximum number of share options that can be awarded under the Option Plan is 2.000.000 in aggregate, with

certain maximum limits per person. The details of the plan are available on [www.faron.com](http://www.faron.com). Each share option entitles the holder of the option to subscribe for one ordinary share in the Company.

The exercise price for ordinary shares based on 2019 grant options is euro equivalent of the average share price at the London AIM list for the past 90 days prior to the grant date. For the GBP to EUR price conversion, the exchange rate of the European Central bank on the grant date is used. The weighted average exercise price for ordinary shares based on plan 2019 granted options in 2021 is €4,03.

Company's board has confirmed the grant of a total of 719,833 options in the company in 2021 under the Option plan 2019. The Options have been allocated under the Share Option Plan 2019 and are exercisable between 23 July 2021 and 23 July 2025 at an exercise price of €3.80 per share, vesting 25% per annum over a period of four years.

Key characteristics and terms of the option plan are listed in the table below.

2019 Option Plan	2021*	2020
Maximum number of share options	2,000,000	2,000,000
Exercise price, EUR (weighted average if several grant during the year)	4.03	3.80
Dividend adjustment	No	No
Beginning of subscription period	24 April 2022	23 July 2021
End of subscription period	17 November 2026	23 July 2025
Vesting conditions	Service until the beginning of the subscription period	Service until the beginning of the subscription period

(\*) In 2021, there was three grants at three different times



**2020 - 2021**  
**2019 Option Plan**

Number of share options	2021	2020
Outstanding at 1 January	2,000,000	2,000,000
Granted	796,333	690,333
Forfeited	-	-
Exercised	-	-
Outstanding at 31 December	2,000,000	2,000,000
Exercisable at 31 December	152,458	-

**2020 - 2021**  
**2019 Option Plan**

Determination of the fair value for the share options granted	2021	2020
Share price at grant date, EUR	4.00 - 4.43	4.7 - 5.56
Subscription price, EUR	3.99 - 4.47	3.80
Volatility, %(*)	79.54	62.76
Interest free rate, %	(0.58)	0.01
Expected dividends yield, %	0	0
Option fair value, EUR	2.10 - 2.63	1.83 - 3.08

(\*) Expected volatility was determined as the average volatility of a peer group consisting of ten comparable biotechnology companies listed on London Stock Exchange AIM list.

The share-based compensation expense for the Option Plan 2019 was EUR 1,487 thousand in 2021 (EUR 386 thousand in 2020).

## 19. FINANCIAL ASSETS AND LIABILITIES

€'000	<i>Group</i>		<i>Parent</i>	
	2021	2020	2021	2020
<b>Financial assets measured at amortised cost</b>				
Other receivables(*)	270	151	264	151
Cash and cash equivalents	6,853	4,108	6,634	4,037
<b>Total financial assets measured at amortised cost</b>	<b>7,123</b>	<b>4,259</b>	<b>6,898</b>	<b>4,188</b>
<b>Financial liabilities measured at amortised cost</b>				
Account payables	2,229	2,115	2,951	2,293
Borrowings in form of Business Finland R&D loans	3,380	2,839	3,380	2,839
<b>Total financial liabilities measured at amortised cost</b>	<b>5,609</b>	<b>4,954</b>	<b>6,331</b>	<b>5,132</b>

(\*) Prepayments are excluded as they are not considered to be financial instruments.

Due to the short-term nature of the other receivables, their carrying amount is considered to equal their fair values.

**Borrowings in the Form of Business Finland R&D Loans**

Fair value for the Business Finland R&D loans is calculated by discounting estimated future cash flows for the loans using appropriate interest rates at the reporting date. The discount rate considers the risk-free interest rate and estimated margin for the Company's own credit risk. Discounted future cash flows are derived from the terms containing the repayment amounts and repayment dates for the principal and the cash payments for interest. Given that some of the inputs to the valuation technique rely on unobservable market data, loan fair values are classified in Level 3.

The fair value of all the Business Finland loans was EUR 3,347 thousand (2020 EUR 2,839 thousand).

Business Finland R&D loans are granted to a defined product development project and cover a contractually defined portion of the underlying development projects' R&D expenses. The below-market interest rate for these

loans is the base rate set by the Ministry of Finance minus three (3) percentage points, subject to a minimum rate of 1%. Repayment of these loans shall be initiated after 5 years, thereafter loan principals shall be paid back in equal instalments over a 5-year period, unless otherwise agreed with Business Finland. For more information on contractual maturities of the Business Finland R&D loans and interests is provided in the note 19. The accrued interest on Business Finland R&D loans amounted to EUR 174 thousand (2020 EUR 124 thousand). Grant payments received in advance of the incurrence of the costs the grant is intended to compensate are deferred at the reporting date and presented under advances received on the balance sheet.

This section sets out an analysis of net debt and the movements in net debt (calculated as cash and cash equivalents less borrowings) for each of the periods presented.

€'000	Group		Parent	
	2021	2020	2021	2020
<b>Net debt</b>				
Cash and cash equivalents	6,853	4,108	6,634	4,037
Lease liabilities	(199)	(375)	(199)	(375)
Business Finland R&D loans- repayable within one year	(462)	(122)	(462)	(122)
Business Finland R&D loans- repayable after one year	(2,918)	(2,717)	(2,918)	(2,717)
<b>Net debt</b>	<b>3,274</b>	<b>894</b>	<b>3,055</b>	<b>823</b>

€'000	Group			Parent		
	Cash and cash equivalents	Borrowings and lease liabilities	Total	Cash and cash equivalents	Borrowings and lease liabilities	Total
<b>Net debt as at 1 Jan 2020</b>	<b>7,059</b>	<b>(2,822)</b>	<b>4,237</b>	<b>7,058</b>	<b>(2,822)</b>	<b>4,236</b>
Cash flows	(2,834)	(508)	(3,342)	(2,892)	(508)	(3,400)
Foreign exchange adj.	(117)	-	(117)	(129)	-	(129)
Lease liability	-	(375)	(375)	-	(375)	(375)
Other non-cash movements	-	491	491	-	491	491
<b>Net debt as at 31 Dec 2020</b>	<b>4,108</b>	<b>(3,214)</b>	<b>894</b>	<b>4,037</b>	<b>(3,214)</b>	<b>823</b>
Cash flows	2,898	(540)	2,358	2,765	(540)	2,225
Foreign exchange adj.	(153)		(153)	(168)		(168)
Lease liability		(199)	(199)		(199)	(199)
Other non-cash movements		374	374		374	374
<b>Net debt as at 31 Dec 2021</b>	<b>6,853</b>	<b>(3,579)</b>	<b>3,274</b>	<b>6,634</b>	<b>(3,579)</b>	<b>3,055</b>

## 20. FINANCIAL RISK MANAGEMENT

The operations of the Group expose it to financial risks. The main risk that the Group is exposed to is liquidity risk, with capital management being another important area given the nature of the Group's operations and its financing structure. The Group's risk management principles focus on obtaining funding and managing capital taking into consideration the unpredictability of the financial markets with the aim at minimizing any undesired impacts on the Group's financial performance and position. The Board of Directors define the general risk management principles and approve operational guidelines concerning specific areas including but not limited to liquidity risk, foreign exchange risk, interest rate risk, credit risk, the use of any derivatives and investment of the Group's liquid assets.

### (a) Capital Management and Liquidity Risks

The Group's objective when managing capital is to safeguard the Group's ability to continue as a going concern (refer to notes 2.2 and 16).

Significant financial resources are required to advance the drug development programs into commercialized pharmaceutical products. The Group relies on its ability to fund the operations of the Group through three major sources of financing – equity financing, research and development grants and loans and licensing agreements.

Faron Pharmaceuticals Ltd.

has been able to fund its operations with equity, grants and R&D loans. While equity financing has been available in the past, there can be no assurance that sufficient funds can be secured in order to permit the Group to carry out its planned activities. In general, capital market conditions

are volatile. The prevailing financial market situation and the overall investor's sentiment dictate whether the Group is able to secure additional financing in the future, which can be considered a risk. To partly manage this risk, the Group and its management is in constant dialogue with financial investors, investment banks, debt providers and other market participants.

The Group also relies on different sources of research and development grants and loans. These funds, which are provided through regional, national or EU level institutions, have been historically available to the Group. The Group strictly complies with all rules and legal obligations pertaining to these funding programs and is in regular contact with the funding agencies providing these. Availability of such funds in the future cannot be guaranteed and thus this poses a potential risk to the Group's funding in the future.

Finally entering into commercialization, collaboration and licensing agreements with larger pharmaceutical companies entitles the Group to receive up-front and milestone payments related to agreed regulatory or commercial points, as well as royalty payments once commercialization has been successful. Activities in the

area of business development are targeted at securing such agreements. Consideration of these activities is part of the management's duties and is monitored by the Board of Directors, which ultimately decides on entering into such agreements.

There can be no assurance that sufficient financing can be secured in order to permit the Group to carry out its planned activities. To protect the continuity of the Group's operations, sufficient liquidity and capital has to be maintained. The Group aims to have funds to finance its operations for the foreseeable future. The Group can influence the amount of capital by adapting its cost basis considering available financing. Management monitors liquidity on the basis of the amount of funds. These are reported to the Board of Directors on a monthly basis.

The Company's Board of Directors approves the operational plans and budget and monitors the implementation of these plans and the financial status of the Group on a monthly basis.

As at 31 December 2021, the contractual maturity of loans and interests was as follows:

€'000	2022	2023	2024	2025- thereafter	Total
<b>R&amp;D loans</b>					
Repayment of loans	429	523	1,048	1,841	3,841
Interest expenses	32	34	29	27	122
Lease liabilities	184	16	0	0	200
<b>Total</b>	<b>645</b>	<b>573</b>	<b>1,077</b>	<b>1,868</b>	<b>4,163</b>

As at 31 December 2020, the contractual maturity of loans and interests was as follows:

€'000	2021	2022	2023	2024- thereafter	Total
<b>R&amp;D loans</b>					
Repayment of loans	122	523	1,153	1,504	3,302
Interest expenses	32	29	21	25	106
Lease liabilities	199	16	0	0	215
<b>Total</b>	<b>354</b>	<b>567</b>	<b>1,173</b>	<b>1,528</b>	<b>3,623</b>

**(b) Market Risk****i. Foreign Exchange Risk**

The Group operates internationally but is mainly exposed to translation risk in respect of US Dollar ("USD") denominated cash and cash equivalents balances. The Group's policy is not to hedge translation risk. As of 31 December 2021, the Group had cash and cash equivalents of EUR 5,291 thousand, GBP 3 thousand, CHF 83 thousand and USD 1,672 thousand (2020: EUR 1,945 thousand, GBP 1,039 thousand, CHF 76 thousand and USD 1,149 thousand) and the foreign exchange gains and losses recorded arise mainly from the USD cash balances. The Group is not exposed to significant transaction risk, as the Group mainly operates in its functional currency, the EUR.

**ii. Interest Rate Risk**

The Group's interest rate risk arises from Business Finland R&D loans, which interest is the base rate defined by the Finnish Ministry of Finance minus three (3) percentage points, subject to minimum rate of 1%. During the periods presented, the interest has been below the minimum level and the Group has paid the minimum interest of 1% on the loans. During the periods presented, the Group has not been exposed to variable interest rate risk and accordingly the Group has not entered into derivative contracts.

**(c) Credit and Counterparty Risk**

The Group works with partners and financial institutions with good credit ratings. Management monitors credit ratings of the financial institutions that hold the Group's bank deposits regularly. Further, the Group currently derives its revenue from restricted number of reputable licence partners in specific territories. This risk of concentration of creditors is partly mitigated by the fact that these partners are financially solid. These licence agreements are governed by contractual relationships that typically address and describe remedies for situations in which interests of the Group and the partner are no longer aligned.

**21. OTHER NON-CURRENT LIABILITIES**

€'000	As at 31 December	
	2021	2020
Advance received	151	786
<b>Total non-current liabilities</b>	<b>151</b>	<b>786</b>

During the 2020 and 2021 the Group received a grant of EUR 1.375 thousand and EUR 750 thousand respectively from the European Union. Of these grants, EUR 587 thousand is recognised as other income in 2020 and 2021 EUR 1.387 thousand and the rest of the grant is posted as advance received.

## 22. TRADE PAYABLES AND OTHER CURRENT LIABILITIES

€'000	<i>Group</i>		<i>Parent</i>	
	2021	2020	2021	2020
	<b>As at 31 December</b>			
Account payables	2,229	2,115	2,951	2,293
Clinical trial hospital fees	1,197	1,415	1,197	1,415
Accrued research & development costs	1,405	1,506	1,405	1,506
Accrued payroll	558	751	558	722
Accrued general and administration	896	146	749	132
Other liabilities and accruals	280	160	195	160
Advances received	-	112	-	112
<b>Total</b>	<b>6,565</b>	<b>6,205</b>	<b>7,055</b>	<b>6,340</b>

## 23. CONTINGENCIES AND COMMITMENTS

### Operating Lease – Faron as a Lessee

The future aggregate minimum lease payments under non-cancellable operating leases are as follows:

€'000	Year ended 31 December	
	2021	2020
No later than 1 year	18	27
Later than 1 year and no later than 5 years	27	26
Later than 5 years	-	-

The Group's operating lease commitments comprise of lease commitments for machines and equipment with low value leases of 3 to 4 years. The Group's operating leases are non-cancellable and they do not include redemption or extension options. Contingencies and commitments liabilities do not include lease liabilities that are recognised as lease liabilities on the balance sheet.

### Contractual Contingencies

The Group has a contingent contractual liability to a development party for pre-clinical product candidate Bex to pay additional milestone payments. Second milestone payment of EUR 460 thousand payable when production system reached certain material yield threshold was charged 2019. The remaining one becomes payable upon the Group receives a certain amount of Net Sales for Bex.

On 9 November 2021 Faron Pharmaceuticals Ltd. announced that the Arbitration Institute of the Stockholm Chamber of Commerce (SCC) ruled in favor of the

Company in its case against Rentschler Biopharma SE ("Rentschler"). As has been previously announced, Faron was seeking damages from Rentschler for unfounded termination of an agreement concerning the manufacturing process for Traumakine®. As a result of the favorable arbitration award, Rentschler was ordered to pay Faron EUR 3.8 million in damages. A third-party recovery services provider funded the proceedings for Faron. After the award the funder received compensation from Faron in accordance with the litigation funding agreement between the Company and the funder.

## 24. RELATED PARTY TRANSACTIONS

Parent and subsidiary relations of Faron Pharmaceuticals Group on 31 December 2021:

	Country	Group holding %	Group voting %
<b>Companies owned by the parent company</b>			
Faron Europe GmbH	Switzerland	100	100
Faron USA LLC	USA	100	100

At the end of period, the Company has EUR 596 thousand in long term receivables from subsidiaries, which contains intercompany loans and the interests associated to them. The parent Company trade payables to subsidiaries at the end of the period were EUR 735 thousand.

During the period the profit and loss relevant bookings are EUR 15 thousand for the interest of the intercompany loans and the invoices admin services by the subsidiaries of EUR 992 thousand.

The Group identifies the following related parties:

- Members of the Board of Directors, and their close family members; and
- Company's key Management team and their close family members

Faron Pharmaceuticals Ltd. has not had interests in other entities as at, and for the years ended, December 31, 2020 and 2021.

### Key Management Personnel

The Company's key management personnel consist of the following:

- Members of the Board of Directors
- Management team, including CEO

€'000	Year ended 31 December	
	2021	2020
<b>Compensation of key management personnel(*)</b>		
Salaries and other short-term employee benefits	2,038	2,025
Post-employment benefits	238	268
Share-based payments	604	155
<b>Total</b>	<b>2,880</b>	<b>2,448</b>

(\*) Presented information for the Management includes the executive directors of the Board

The Management team was awarded 280,333 share options during 2021 (2020: 282,333 share options). At the end of the 2021, the number of outstanding options and share granted to the Management team amounted to 1,044,471 share options (at the end of 2020: 1,003,013 share options).

Non-executive Directors were awarded 210,000 share options during 2021, (2020: 180,000 share options). At the end of 2021, the number of outstanding options and share options granted to the non-executive directors amounted to 790,000 share options (at the end of 2020: 580,000 share options).

### Management and Board Shareholding

#### Management(\*) shareholding, 31 December 2021

Number of shares (pcs)	4,443,099
Shareholding, percentage	8.4 %

#### Board(\*\*) shareholding, 31 December 2021 (excluding the shareholding of CEO)

Number of shares (pcs)	679 778
Shareholding, percentage	1.3 %

**Total number of shares outstanding at 31 December 2021 (pcs) 53,232,032**

(\*) Presented information for the Management includes the executive directors of the Board

(\*\*) Presented information for the Board includes only non-executive directors.

### Transactions with Related Parties

There are no additional related party transactions during 2020 and 2021 than already disclosed.

## 25. EVENTS AFTER THE BALANCE SHEET DATE

On 28 February Faron announced that the Company had obtained a debt funding from IPF Partners for up to EUR 30 million. This consist of a loan with initial trance of EUR 10 million which was drawn on 28 February and two further tranches of EUR 5 million and EUR 15 million subject to certain conditions precedent. IPF partners will also be granted warrants entitling them to subscribe for ordinary shares and have the right to appoint a board observer.

## Result and Dividends

The statement of comprehensive income is on page 44. The Group's loss for the accounting period was 21,208,864.89 euro (2020: 16,946,261.84 euro).

The Board of Directors does not recommend the payment of a dividend (2020: nil).

## BOARD SIGNATURES

Turku, 24 March 2022

---

**Frank Armstrong**  
*Chairman*

---

**Markku Jalkanen**  
*CEO*

---

**Gregory Brown**

---

**Matti Manner**

---

**John Poulos**

---

**Leopoldo Zambelletti**

---

**Anne Whitaker**

## THE AUDITOR'S NOTE

A report on the audit performed has been issued today  
Helsinki, 24 March 2022  
PricewaterhouseCoopers Oy  
Authorised Public Accountants

---

**Panu Vänskä**  
*Authorised Public Accountant (KHT)*





## Auditor's Report (Translation of the Finnish Original)

To the Annual General Meeting of Faron Pharmaceuticals Ltd

### Report on the Audit of the Financial Statements

---

#### Opinion

In our opinion the consolidated and the parent company's financial statements give a true and fair view of the group's financial performance and financial position and cash flows in accordance with International Financial Reporting Standards (IFRS) as adopted by the EU and comply with statutory requirements.

#### What we have audited

We have audited the financial statements of Faron Pharmaceuticals Ltd (business identity code 2068285-4) for the year ended 31 December 2021. The financial statements comprise the balance sheets, statements of comprehensive income, statements of changes in equity, statements of cash flows and notes for the group as well as for the parent company.

---

#### Basis for Opinion

We conducted our audit in accordance with good auditing practice in Finland. Our responsibilities under good auditing practice are further described in the Auditor's Responsibilities for the Audit of the Financial Statements section of our report.

We believe that the audit evidence we have obtained is sufficient and appropriate to provide a basis for our opinion.

#### Independence

We are independent of the parent company and of the group companies in accordance with the ethical requirements that are applicable in Finland and are relevant to our audit, and we have fulfilled our other ethical responsibilities in accordance with these requirements.

---

#### Material Uncertainty Related to Going Concern

We draw attention to the notes in financial statements, item 2.2 "Going concern". As stated in the notes, additional funding has not been confirmed by approval of the financial statements. This fact together with other matters stated in the notes, indicates that a material uncertainty exists that may cast significant doubt on the Company's ability to continue as a going concern. Our opinion has not been modified in respect of this matter.

---

#### Responsibilities of the Board of Directors and the Managing Director for the Financial Statements

The Board of Directors and the Managing Director are responsible for the preparation of consolidated and the parent company's financial statements that give a true and fair view in accordance with International Financial Reporting Standards (IFRS) as adopted by the EU, and comply with the statutory requirements. The Board of Directors and the Managing Director are also responsible for such internal control as they determine is necessary to enable the preparation of financial statements that are free from material misstatement, whether due to fraud or error.



2 (3)

In preparing the financial statements, the Board of Directors and the Managing Director are responsible for assessing the parent company's and the group's ability to continue as a going concern, disclosing, as applicable, matters relating to going concern and using the going concern basis of accounting. The financial statements are prepared using the going concern basis of accounting unless there is an intention to liquidate the parent company or the group or to cease operations, or there is no realistic alternative but to do so.

---

### Auditor's Responsibilities for the Audit of the Financial Statements

Our objectives are to obtain reasonable assurance about whether the financial statements as a whole are free from material misstatement, whether due to fraud or error, and to issue an auditor's report that includes our opinion. Reasonable assurance is a high level of assurance, but is not a guarantee that an audit conducted in accordance with good auditing practice will always detect a material misstatement when it exists. Misstatements can arise from fraud or error and are considered material if, individually or in the aggregate, they could reasonably be expected to influence the economic decisions of users taken on the basis of these financial statements.

As part of an audit in accordance with good auditing practice, we exercise professional judgment and maintain professional skepticism throughout the audit. We also:

- Identify and assess the risks of material misstatement of the financial statements, whether due to fraud or error, design and perform audit procedures responsive to those risks, and obtain audit evidence that is sufficient and appropriate to provide a basis for our opinion. The risk of not detecting a material misstatement resulting from fraud is higher than for one resulting from error, as fraud may involve collusion, forgery, intentional omissions, misrepresentations, or the override of internal control.
- Obtain an understanding of internal control relevant to the audit in order to design audit procedures that are appropriate in the circumstances, but not for the purpose of expressing an opinion on the effectiveness of the parent company's or the group's internal control.
- Evaluate the appropriateness of accounting policies used and the reasonableness of accounting estimates and related disclosures made by management.
- Conclude on the appropriateness of the Board of Directors' and the Managing Director's use of the going concern basis of accounting and based on the audit evidence obtained, whether a material uncertainty exists related to events or conditions that may cast significant doubt on the parent company's or the group's ability to continue as a going concern. If we conclude that a material uncertainty exists, we are required to draw attention in our auditor's report to the related disclosures in the financial statements or, if such disclosures are inadequate, to modify our opinion. Our conclusions are based on the audit evidence obtained up to the date of our auditor's report. However, future events or conditions may cause the parent company or the group to cease to continue as a going concern.
- Evaluate the overall presentation, structure and content of the financial statements, including the disclosures, and whether the financial statements represent the underlying transactions and events so that the financial statements give a true and fair view.
- Obtain sufficient appropriate audit evidence regarding the financial information of the entities or business activities within the group to express an opinion on the consolidated financial statements. We are responsible for the direction, supervision and performance of the group audit. We remain solely responsible for our audit opinion.



3 (3)

We communicate with those charged with governance regarding, among other matters, the planned scope and timing of the audit and significant audit findings, including any significant deficiencies in internal control that we identify during our audit.

## Other Reporting Requirements

---

### Other Information

The Board of Directors and the Managing Director are responsible for the other information. The other information comprises the information included in the Annual Report 2021, but does not include the financial statements and our auditor's report thereon.

Our opinion on the financial statements does not cover the other information and we do not express any form of assurance conclusion thereon.

In connection with our audit of the financial statements, our responsibility is to read the other information and, in doing so, consider whether the other information is materially inconsistent with the financial statements or our knowledge obtained in the audit, or otherwise appears to be materially misstated.

If, based on the work we have performed, we conclude that there is a material misstatement of the other information, we are required to report that fact. We have nothing to report in this regard.

Helsinki 24 March 2022

**PricewaterhouseCoopers Oy**  
Authorised Public Accountants

Panu Vänskä  
Authorised Public Accountant (KHT)

---

# **FARON**

Faron Pharmaceuticals Ltd  
Joukahaisenkatu 6, 20520 Turku Finland  
Phone: +358 2 469 5151  
Fax: +358 2 469 5152  
Email: [info@faron.com](mailto:info@faron.com)