

YEAR END REPORT

1/1-31/12 2020



INDITREAT® COLORECTAL CANCER TRIAL IS PROGRESSING TOWARDS CONCLUSION WITH DATA READ-OUT IN Q1 2021.

In the fourth quarter of 2020 we have moved forward with the IndiTreat® colorectal cancer clinical trial (TICC) where the last patient has been enrolled and treated in accordance with the IndiTreat® test results. The TICC trial is the world's first interventional trial where a functional microtumor test is used by oncologists to guide treatment. The study is on track to be finalized with data-read-out first quarter of 2021.

In the first days of January 2021, we announced the appointment of Fernando Andreu as new CEO. With a long experience in the IVD industry, Fernando will provide an important strengthening of the commercial and business development dimension of 2cureX, just as the first IndiTreat® product is scheduled to be rolled-out.

2cureX continues to present a strong financial position with a cash position of SEK 59 million at the end of Q4 2020.

| (KSEK) if not stated otherwise | Q4 2020 1/10-31/12 | Q4 2019 1/10-31/12 | Q1-Q4 2020 1/1-31/12 | Q1-Q4 2019 1/1-31/12 |
|--|-----------------------|-----------------------|-------------------------|-------------------------|
| Net sales | 0 | 0 | 0 | 0 |
| Other operating income | 5 212 | 4 785 | 15 391 | 11 982 |
| Profit before tax | -2 818 | -2 740 | -8 591 | -9 411 |
| Earnings per share* | -0.15 | -0.17 | -0.54 | -0.68 |
| Equity ratio** | 93% | 74% | 93% | 74% |
| Cash and bank | 58 577 | 33 720 | 58 577 | 33 720 |
| Average number of shares | 14 852 683 | 12 420 000 | 13 604 775 | 11 609 014 |
| No. of shares by the end of the period | 14 856 600 | 12 420 000 | 14 856 600 | 12 420 000 |

***Earnings per share:** Profit for the period divided by the average number of shares.

****Equity ratio:** Shareholder's equity divided by total capital.

Key events in Q4 2020:

- In October, **the last patient was successfully enrolled** in the IndiTreat® colorectal cancer clinical trial (TICC).
- In November, 2cureX presented a **commercial roadmap regarding the IndiTreat®** test for 2021-2023 dependent upon further COVID impact.
- In December 2cureX launched a **dedicated www.inditreat.com** website, focusing on product information for patients and treating physicians, and available in five languages (English, Swedish, German, Spanish and Portuguese)

Key events after Q4 2020:

- In January 2cureX appointed **Fernando Andreu**, an international biotech executive, as new CEO.
- In January, the **last patient was treated** in 2cureX's colorectal cancer clinical trial (TICC). The world's first interventional trial with 3D microtumors as guide for choice of cancer treatment.
- In January, 2cureX appointed **Kenneth Graabek Johansen**, an experienced business and financial executive, as new CFO.
- In February, it was announced that 2cureX is a partner and IndiTreat is being used in the **international DECIDER ovarian cancer project** funded with 15MEUR from EU.

PLEASE VISIT OUR NEW WEBSITE
FOR MORE INFORMATION
WWW.2CUREX.COM AND SIGN
UP FOR OUR NEWSLETTER

FOR MORE INFORMATION PLEASE CONTACT:

Fernando Andreu CEO
Mail: FA@2curex.com
Mobile: +45 2279 5399

Ole Thastrup CSO
Mail: ot@2curex.com
Mobile: +45 2211 5399

www.2curex.com

LETTER FROM THE MANAGEMENT

Last patient treated in 2cureX's colorectal cancer trial, and product roll-out is being prepared.

2cureX has straightened the Management team in order to add skills and profiles to successfully launch and rollout products in the global markets. A few days after New Year 2cureX appointed Fernando Andreu as new CEO.

To properly reflect the transition at the top management, the present Management Letter is written and signed jointly between the Founder and former CEO, Ole Thastrup and Fernando Andreu, CEO since February 1st, 2021.

Ole Thastrup will after 1st February continue as CSO and Deputy-CEO to ensure continued development of a strong product pipeline.

The IndiTreat TICC trial is moving towards conclusion

The IndiTreat® colorectal cancer trial (TICC, Clinicaltrials.gov no. NCT03251612) that was launched in the end of 2017 is designed to show the advantage of using a functional test like IndiTreat® in the choice of treatment of patients with metastatic colorectal cancer.

Now three years later we are happy to announce that the last patient has been recruited and treated according to the IndiTreat test result. Colorectal cancer is the third most common cancer worldwide with over 1,8 million new cases per year. About 25% of the patients have metastatic disease at time of diagnosis. There is a substantial unmet medical need to improve the treatment success of metastatic disease. Despite the hospital system being pushed to its limit for most of 2020 due to COVID-19 disease, it is very satisfying that our hospital partner has been able to enroll the last patient as planned, and that the study is on-track.

The clinical data are now being analyzed and we expect conclusion of the trial to be reached in Q1 2021.

Preparing to become full-fledged IVD company

The 2cureX Team has developed, patent protected and is on its way to clinically validate groundbreaking technology. The next stage will be to move the IndiTreat® test into daily clinical practice. To ensure a successful roll-out of our first product, 2cureX has strengthened the Management Team with a new CEO, Fernando Andreu. Fernando comes to 2cureX with more than 30 years of experience in the Medical Device and In Vitro Diagnostics with an emphasis in oncology. Prior to joining 2cureX, he was CEO of Indivumed Inc (US) and CBO of Indivumed Group (DE), Senior Executive Officer at Sysmex Europe and CEO at Sysmex Inostics (US), the liquid biopsy affiliate of Sysmex. He has also held management responsibilities at companies like Roche Diagnostics (ES) and Chiron Diagnostics (formerly Ciba Corning) (ES).

In addition to Fernando, 2cureX has appointed a new CFO, Kenneth Graabek Johansen. Kenneth has strong business and financial background, and his experiences include positions such as COO of JADBIO (Greece), CEO of Raven Biosciences (DK), CEO of QIAGEN Aarhus (DK) and CFO of CLC Bio (DK). In addition, he also held management positions such as CFO with Timextender (DK) and CAO with SHL (DK), and several years working in audit with KPMG (DK).

An attractive risk/reward profile

We regard the risk-reward profile of 2cureX as becoming even more attractive. To realize the promise of personalized medicine, oncologists need to identify which of the existing drugs are more likely to be effective on a specific patient, and that's what our IndiTreat® test does. In recent years an increasing number of drugs have been approved by FDA and EMA, and with the drug space expanding as never before, so does the complexity of treatment decision making. IndiTreat® helps oncologists to make their treatment decision based on evidence from the individual patient's tumors and thus improving treatment outcome.


In addition, IndiTreat® can identify alternative treatment regimens when a patient develops resistance to a certain drug treatment. We envision that IndiTreat® will be developed as a portfolio of products covering not only different cancer types, but also different treatment decision-making situations. As such, IndiTreat® tests could be used in the future in several points throughout the patient journey and contribute to the optimization of the treatment. The long-term aim of this continuous testing and treatment optimization is to turn the cancer into a chronic disease.

What will happen after COVID-19

The COVID-19 pandemic has caused a dramatic decline in the number of newly diagnosed cancer patients. This may sound positive; but it is not. The decline is mostly due to patients avoiding consulting their doctor due to fear of getting infected. In the hospital system a significant amount of treatment capacity had to be reserved for COVID patients, resulting in a delay of treatment and diagnosis of up to 50% of the patients. When societies opening up again in the near future we expect that hospitals treating cancer patients will see a catch up period of transferring COVID capacity back to Oncology care. It is our belief that IndiTreat® testing can play an important part in this situation – to improve patient outcome and help manage costs in the cancer health care system.

The positive clinical and organizational achievements in the last quarter of 2020 makes us very optimistic about the future development of the company.

Fernando Andreu, CEO
Ole Thastrup, CSO



**“PREDICTING HOW A SPECIFIC PATIENT
WILL RESPOND TO A SPECIFIC DRUG.
NOT THROUGH INDIRECT MARKERS, BUT
BY DIRECT OBSERVATION. THAT’S
THE UNIQUENESS OF INDITREAT®”**

Ole Thastrup, (CSO & Founder, 2cureX)

UPDATE ON THE COLORECTAL CANCER TRIAL

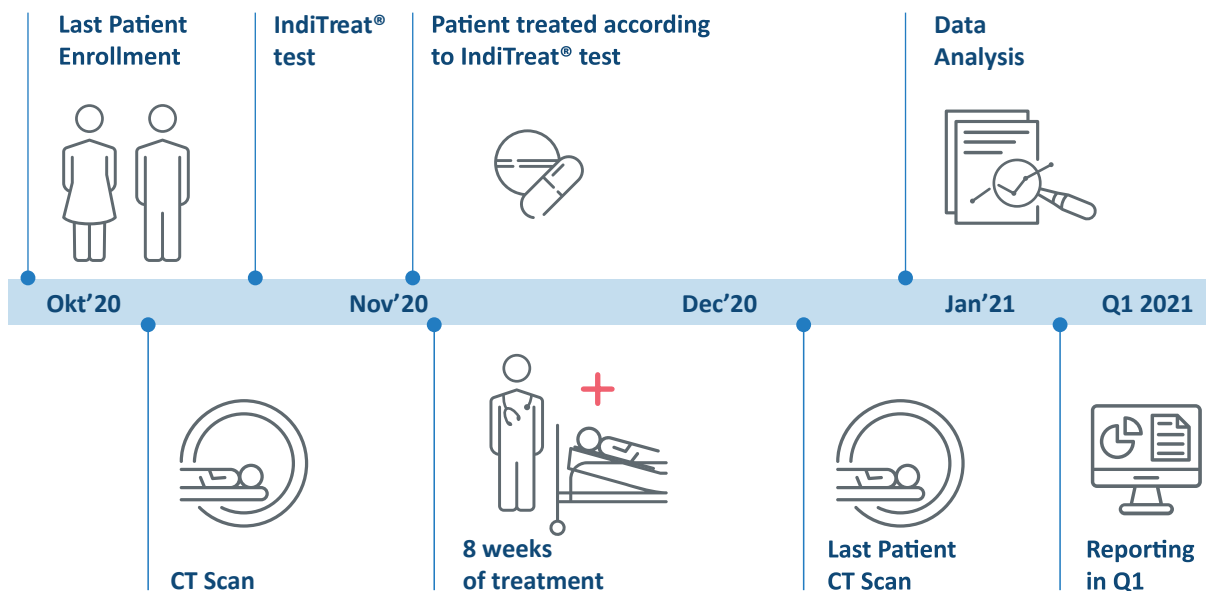
THE FIRST INTERVENTIONAL TRIAL WHERE TREATMENT IS GUIDED BY A FUNCTIONAL MICRO-TUMOR TEST

2cureX's IndiTreat® trial in colorectal cancer is on track

In the Q3 2020 report we reported that the last patient was enrolled in the IndiTreat® colorectal cancer trial (TICC, Clinicaltrials.gov no. NCT03251612). In this year-end report we can announce that the last patient has now been treated. The patients enrolled in the TICC trial have metastatic colorectal cancer and were not responding to standard guideline-based treatments (Folfox and Folfiri +/- Cetuximab). Tumoroids were generated from the patient's liver metastases and exposed to a panel of off-label drugs and drug combinations. All drugs tested are approved and can therefore be administered to the patient immediately after the test has been conducted.

The workflow of the TICC trial is presented below together with a timetable for the last patient enrolled. This last patient was enrolled at the end of Q3 2020 and following the same sequence as the previous participants in the study, had a CT-Scan and afterwards an IndiTreat® test. The patient was then treated in accordance with the IndiTreat® screening results throughout Q4 2020. After eight weeks the patient had a second CT-Scan, and treatment outcome was established by comparing the two CT-scans using RECIST 1.1 criteria. Data analysis is being conducted and expected to be finalized in first quarter of 2021 as planned.

The TICC trial is an Investigator Initiated Trial (IIT) with Lars Henrik Jensen, MD (Head of Oncology, Univ. Hospital Vejle, Denmark) as Principal Investigator. The Principal Investigator will collect, analyze, present and publish the results of the clinical trial.



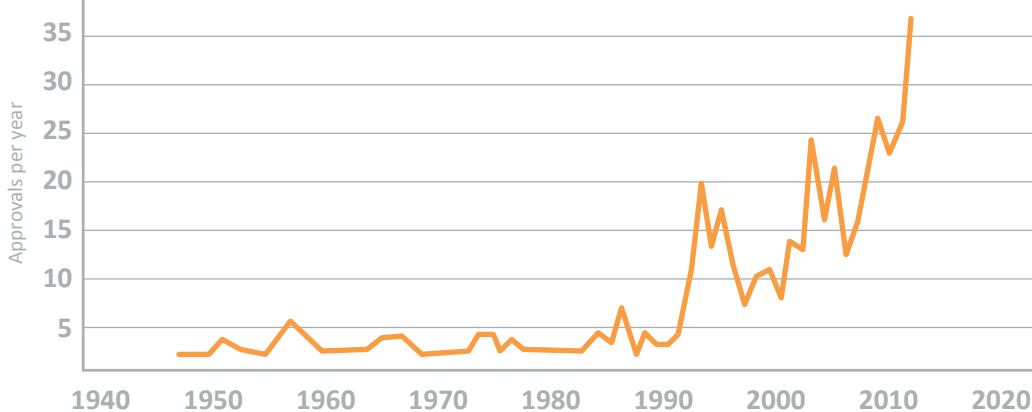
We expect that a successful outcome of the TICC trial will support the rollout of IndiTreat® products in the different markets.

RISK PROFILE OF THE 2CUREX COMPANY

We see two important trends in medical oncology:

- FDA's (Food and Drug Administration, USA) approval rate for new cancer drugs is going up.
- An increasing number of drugs are used off-label – meaning that they are used for a different cancer disease or medical conditions than the ones they were approved for.

The number of FDA approved drugs for oncology



(from Hope Cristol, The American Cancer Soc., 2016)

Both trends underpin the IndiTreat® concept which focuses more on drug sensitivity than cancer entity. With this approach, a large pool of very effective drugs shall be available for IndiTreat to provide individualized patient treatment.

The major challenge for providing an efficient treatment for cancer patients is to tackle drug resistance very often occurring after even few months of therapy. The ability of cancer cells to escape the cytotoxic effect of drugs is striking. IndiTreat® provides a way out of this problem by conducting multiple tests throughout the patient journey to continuously optimize the treatment. The long-term goal of 2cureX is that some cancers can be transformed from a deadly to a chronic disease.

**“WE ARE CREATING A NEW
CATEGORY OF PRODUCTS IN
ONCOLOGY DIAGNOSTICS”**

Fernando Andreu, (CEO, 2cureX)

COVID-19 and cancer

The number of newly diagnosed cancer patients has dropped dramatically during the COVID-19 pandemic.



The decline in new cancer incidences is most likely due to patient's reluctance to consult their doctor and to the fact that the hospitals have down prioritized non-COVID diseases. After the first wave in the spring of 2020, we started to see that cancer patients admitted to hospitals had a more progressed disease. We expect that the oncology capacity in hospitals in terms of diagnosing and treating patients will return to normal levels again around the summer of 2021. 2cureX is preparing to cope with the foreseen pressure on the health care system to make up for lost time, by getting cancer patients on the right treatment up-front.

We believe that IndiTreat® testing could be a good tool to move patients into an effective treatment as fast as possible and avoid readmission of non-responding patients.

2CUREX IN BRIEF

The key product of 2cureX is the IndiTreat® test, which allows the physician to identify the most efficient medical treatment for a particular cancer patient.

For more details see 2cureX's website at

www.2curex.com



FINANCIAL REVIEW

*Numbers within parentheses refer to the corresponding period in the preceding year.
For additional information about 2cureX's financial position and development,
please refer to the Company's website (www.2cureX.com).*

Net sales and operating income

Net sales during 2020 amounted 0 KSEK (0 KSEK) and during the fourth quarter of 2020 net sales amounted to 0 KSEK (0 KSEK). Other operating income during 2020 amounted to 15,391 KSEK (11,982 KSEK) and during the fourth quarter Other operating income amounted to 5,212 KSEK (4,785 KSEK).

Financial development

The result for 2020 amounted to -7,320 KSEK (-7,933 KSEK) and during the fourth quarter of 2020 the result amounted to -2,274 KSEK (-2,138 KSEK). The result for the period has been impacted by the conduct of clinical trials initiated to validate the IndiTreat® technology. A significant part of the clinical operations is funded by an EU grant named MicroCaT, recognized as Other operating income in the income statement.

Liquidity

The Group's cash and cash equivalents amounted to 58,577 KSEK (33,720 KSEK) as of December 31, 2020. Cash flow for 2020 amounted to 25,513 KSEK (13,961 KSEK) and during the fourth quarter of 2020 cash flow amounted to -4,140 KSEK (-3,789 KSEK). Cash flow from operating activities during 2020 amounted to -11,694 KSEK (-7,864 KSEK) and during the fourth quarter of 2020, cash flow from operating activities amounted to -4,206 KSEK (-3,769 KSEK). The monthly burn rate amounts to approximately SEK 1.7 million, which is in line with expectations.

Solidity

The Group's equity ratio as of December 31, 2020 amounted to 93 % (74 %).

The share

There is one class of shares in 2cureX AB (publ). The Company's share is listed on Nasdaq First North Growth Market in Stockholm under the ticker "2CUREX". As of December 31, 2020, the number of shares amounted to 14,856,600 (12,420,000). The average number of shares during the fourth quarter of 2020 amounted to 14,852,683 (12,420,000).

Employee warrants

The Annual General Meeting on 28 May 2018 resolved to establish a Series 2018/2020 and a Series 2018/2021 warrant program for the Group's employees and key personnel. The employee warrants, totaling 360,000 warrants, carry the right to subscribe for newly issued shares in 2cureX AB in the period 28 May 2020 to 28 September 2020 and in the period 1 April 2021 to 28 September 2021, respectively. The warrant programs have been recalculated concerning exercise price and the number of shares each warrant entitles to subscribe for. The recalculation is due to the rights issue performed in 2019.

Each subscription warrant entitles the holder to subscribe for 1.06 share (before recalculation 1.0 share), at a subscription price of SEK 8.40 (before recalculation SEK 8.86) per share. Upon full exercise of the issued warrants, the share capital would increase by 38,160 SEK (before recalculation 36,000 SEK). The employee warrants will be subject to the usual conversion terms in connection with new share issues etc. The Group's result for 2020 has been impacted by costs in the amount of 399 KSEK (316 KSEK) in the form of personnel costs.

The extra general meeting on 5 November 2020 resolved to establish a warrant program for 3 new board members. The warrant program totaling 120,000 warrants carry the right to subscribe for newly issued shares in 2cureX AB in the period from 1 October 2023 up to an including 31 December 2023.

Each subscription warrant entitles the holder to subscribe for 1 share, at a subscription price equal to 110 percent of the volume weighted average price at Nasdaq First North Growth Market during a period of ten trading days following the extra general meeting on 5 November 2020. Upon full exercise of the issued warrants, the share capital would increase by 12,000 SEK. The warrants will be subject to the usual conversion terms in connection with new share issues etc.

Policies for the preparation of the interim financial report

2cureX AB applies the Swedish Annual Accounts Act as well as the Swedish Accounting Standards Board BFNAR 2012:1 annual report and consolidated (K3) in the preparation of its financial reports.


Auditors' review

This interim report has not been reviewed by the Company's auditors.

Financial calendar

The Company prepares and publishes a financial report at the end of each quarter. Upcoming reports are planned to be released as follows:

- | | |
|--------------------------|------------|
| • Year-end report 2020 | 25/02-2021 |
| • Interim Report Q1 2021 | 27/05 2021 |
| • Annual General Meeting | 27/05 2021 |
| • Interim Report Q2 2021 | 26/08 2021 |
| • Interim Report Q3 2021 | 25/11 2021 |
| • Year-End Report 2021 | 24/02 2022 |



DELIVERY OF INTERIM REPORT

Landskrona, February 25, 2021
2cureX AB

BOARD OF DIRECTORS

Povl-André Bendz

Chairman of the Board

Jørgen Drejer

Board

Camilla Huse Bondesson

Board

Nils Brünner

Board

Michael Lutz

Board

Ole Thastrup

Board and Founder

Certified Adviser

Redeye AB

Phone: **+46 8 121 576 90**

E-mail: **certifiedadviser@redeye.se**

FINANCIAL OVERVIEW

SUMMARY OF INCOME STATEMENT – THE GROUP

| (KSEK) | Q4 2020 1/10-31/12 | Q4 2019 1/10-31/12 | Q1-Q4 2020 1/1-31/12 | Q1-Q4 2019 1/1-31/12 | 2019 1/1-31/12 |
|--|-----------------------|-----------------------|-------------------------|-------------------------|-------------------|
| Operating income | | | | | |
| Net sales | 0 | 0 | 0 | 0 | 0 |
| Other operating income | 5 212 | 4 785 | 15 391 | 11 982 | 11 982 |
| Total operating income | 5 212 | 4 785 | 15 391 | 11 982 | 11 982 |
| Operating expenses | | | | | |
| Other external expenses | -3 484 | -4 028 | -10 063 | -9 376 | -9 376 |
| Personnel costs | -3 085 | -2 625 | -12 360 | -10 919 | -10 919 |
| Depreciation of tangible fixed assets | -105 | -114 | -386 | -436 | -436 |
| Total operating expenses | -6 674 | -6 767 | -22 809 | -20 731 | -20 731 |
| Operating profit | -1 462 | -1 982 | -7 418 | -8 749 | -8 749 |
| Financial posts | - 1 356 | -758 | -1 173 | -662 | -662 |
| Profit before tax | -2 818 | -2 740 | -8 591 | -9 411 | -9 411 |
| Tax ¹⁾ | 544 | 602 | 1 271 | 1 478 | 1 478 |
| The result of the period | -2 274 | -2 138 | -7 320 | -7 933 | -7 933 |
| Earnings per share (SEK) | -0.15 | -0.17 | -0.54 | -0.68 | -0.68 |
| Average number of shares | 14 852 683 | 12 420 000 | 13 604 775 | 11 609 014 | 11 609 014 |
| No. of shares at the end of the period | 14 856 600 | 12 420 000 | 14 856 600 | 12 420 000 | 12 420 000 |

¹⁾ This post refers to tax relief in subsidiaries regarding R&D work.

SUMMARY OF BALANCE SHEET – THE GROUP

| (KSEK) | Q1-Q4 2020 1/1-31/12 | Q1-Q4 2019 1/1-31/12 | 2019 1/1-31/12 |
|-------------------------------------|-------------------------|-------------------------|-------------------|
| Assets | | | |
| Fixed assets | | | |
| Tangible fixed assets | 996 | 1 015 | 1 015 |
| Total fixed assets | 996 | 1 015 | 1 015 |
| Current assets | | | |
| Receivables | 3 471 | 3 106 | 3 106 |
| Cash and bank balances | 58 577 | 33 720 | 33 720 |
| Total current assets | 62 048 | 36 826 | 36 826 |
| Total assets | 63 044 | 37 841 | 37 841 |
| Equity and liabilities | | | |
| Equity | | | |
| Share capital | 1 486 | 1 242 | 1 242 |
| Other contributed capital | 75 388 | 38 023 | 38 023 |
| Other equity | -10 690 | -3 256 | -3 256 |
| The result of the period | -7 320 | -7 933 | -7 933 |
| Total equity | 58 864 | 28 076 | 28 076 |
| Current liabilities | | | |
| Short-term liabilities 2) | 4 180 | 9 765 | 9 765 |
| Total short-term liabilities | 4 180 | 9 765 | 9 765 |
| Total equity and liabilities | 63 044 | 37 841 | 37 841 |

2) This post includes prepaid contributions from the EU amounting to 0 KSEK (6 074 KSEK).

SUMMARY OF CASH FLOW – THE GROUP

| (KSEK) | Q4 2020 1/10-31/12 | Q4 2019 1/10-31/12 | Q1-Q4 2020 1/1-31/12 | Q1-Q4 2019 1/1-31/12 | 2019 1/1-31/12 |
|---|-----------------------|-----------------------|-------------------------|-------------------------|-------------------|
| Cash flow from operating activities | -4 206 | -3 769 | -11 694 | -7 864 | -7 864 |
| Cash flow from investment activities | -24 | -20 | -403 | -20 | -20 |
| Cash flow from financing activities | 90 | 0 | 37 610 | 21 845 | 21 845 |
| Cash flow for the period | -4 140 | -3 789 | 25 513 | 13 961 | 13 961 |
| Cash and cash equivalents at the beginning of the period | 63 977 | 38 655 | 33 720 | 20 063 | 20 063 |
| Exchange rate difference in cash and cash equivalents | -1 260 | -1 146 | -656 | -304 | -304 |
| Cash and cash equivalents at the end of the period | 58 577 | 33 720 | 58 577 | 33 720 | 33 720 |

CHANGE OF EQUITY – THE GROUP

1/1-2019 – 31/12-2019

| (KSEK) | Share capital | Other contri- buted capital | Other equity | Result of the period | Total |
|--|---------------|--------------------------------|---------------|-------------------------|---------------|
| At the beginning of the period (1/1-2019) | 1 035 | 16 385 | 3 465 | -7 264 | 13 621 |
| Outline of previous year's results | | | -7 264 | 7 264 | 0 |
| Rights issue | 207 | 24 529 | | | 24 736 |
| Issue costs | | -2 891 | | | -2 891 |
| Allocation of staff warrants | | | 316 | | 316 |
| Translation difference | | | 227 | | 227 |
| The result of the period | | | | -7 933 | -7 933 |
| At the end of the period (31/12-2019) | 1 242 | 38 023 | -3 256 | -7 933 | 28 076 |

1/1-2020 – 31/12-2020

| (KSEK) | Share capital | Other contri- buted capital | Other equity | Result of the period | Total |
|--|---------------|--------------------------------|----------------|-------------------------|---------------|
| At the beginning of the period (1/1-2020) | 1 242 | 38 023 | -3 256 | -7 933 | 28 076 |
| Outline of previous year's results | | | -7 933 | 7 933 | 0 |
| Issue of shares | 244 | 39 873 | | | 40 117 |
| Issue costs | | -2 508 | | | -2 508 |
| Allocation of staff warrants | | | 399 | | 399 |
| Translation difference | | | 100 | | 100 |
| The result of the period | | | | -7 320 | -7 320 |
| At the end of the period (31/12-2020) | 1 486 | 75 388 | -10 690 | -7 320 | 58 864 |

SUMMARY OF INCOME STATEMENT – PARENT COMPANY

| (KSEK) | Q4 2020 1/10-31/12 | Q4 2019 1/10-31/12 | Q1-Q4 2020 1/1-31/12 | Q1-Q4 2019 1/1-31/12 | 2019 1/1-31/12 |
|---------------------------------|-----------------------|-----------------------|-------------------------|-------------------------|-------------------|
| Operating income | | | | | |
| Net sales | 0 | 0 | 0 | 0 | 0 |
| Total operating income | 0 | 0 | 0 | 0 | 0 |
| Operating expenses | | | | | |
| Other external expenses | -974 | -409 | -2 493 | -1 694 | -1 694 |
| Staff costs | 0 | -66 | 0 | -265 | -265 |
| Total operating expenses | -974 | -475 | -2 493 | -1 959 | -1 959 |
| Operating profit | -974 | -475 | -2 493 | -1 959 | -1 959 |
| Financial posts | 310 | 338 | 465 | 42 | 42 |
| Profit before tax | -664 | -137 | -2 028 | -1 917 | -1 917 |
| Tax | 0 | 0 | 0 | 0 | 0 |
| The result of the period | -664 | -137 | -2 028 | -1 917 | -1 917 |

SUMMARY OF BALANCE SHEET – PARENT COMPANY

| (KSEK) | Q1-Q4 2020 1/1-31/12 | Q1-Q4 2019 1/1-31/12 | 2019 1/1-31/12 |
|-------------------------------------|-------------------------|-------------------------|-------------------|
| Assets | | | |
| Fixed assets | | | |
| Financial assets | 28 318 | 27 376 | 27 376 |
| Total fixed assets | 28 318 | 27 376 | 27 376 |
| Current assets | | | |
| Receivables | 305 | 298 | 298 |
| Cash and bank balances | 37 961 | 2 534 | 2 534 |
| Total current assets | 38 266 | 2 832 | 2 832 |
| Total assets | 66 584 | 30 208 | 30 208 |
| Equity and liabilities | | | |
| Equity | | | |
| Share capital | 1 486 | 1 242 | 1 242 |
| Other contributed capital | 79 588 | 42 223 | 42 223 |
| Other equity | -13 164 | -11 646 | -11 646 |
| The result of the period | -2 028 | -1 917 | -1 917 |
| Total equity | 65 882 | 29 902 | 29 902 |
| Current liabilities | | | |
| Current liabilities | 702 | 306 | 306 |
| Total short-term liabilities | 702 | 306 | 306 |
| Total equity and liabilities | 66 584 | 30 208 | 30 208 |

CASH FLOW STATEMENT IN SUMMARY – PARENT COMPANY

| (KSEK) | Q4 2020 1/10-31/12 | Q4 2019 1/10-31/12 | Q1-Q4 2020 1/1-31/12 | Q1-Q4 2019 1/1-31/12 | 2019 1/1-31/12 |
|---|-----------------------|-----------------------|-------------------------|-------------------------|-------------------|
| Cash flow from operating activities | -926 | -604 | -2 183 | -1 206 | -1 206 |
| Cash flow from investment activities | 0 | 0 | 0 | -32 399 | -32 399 |
| Cash flow from financing activities | 89 | 0 | 37 610 | 21 845 | 21 845 |
| Cash flow for the period | -837 | -604 | 35 427 | -11 760 | -11 760 |
| Cash and cash equivalents at the beginning of the period | 38 798 | 3 138 | 2 534 | 14 294 | 14 294 |
| Cash and cash equivalents at the end of the period | 37 961 | 2 534 | 37 961 | 2 534 | 2 534 |

CHANGE OF EQUITY – PARENT COMPANY

1/1-2019 – 31/12-2019

| (KSEK) | Share capital | Other contributed capital | Other equity | Result of the period | Total |
|--|---------------|---------------------------|----------------|----------------------|---------------|
| At the beginning of the period (1/1-2019) | 1 035 | 20 585 | -516 | -11 446 | 9 658 |
| Outline of previous year's results | | | -11 446 | 11 446 | 0 |
| Rights issue | 207 | 24 529 | | | 24 736 |
| Issue costs | | -2 891 | | | -2 891 |
| Allocation of staff warrants | | | 316 | | 316 |
| The result of the period | | | | -1 917 | -1 917 |
| At the end of the period (31/12-2019) | 1 242 | 42 223 | -11 646 | -1 917 | 29 902 |

1/1-2020 – 31/12-2020

| (KSEK) | Share capital | Other contributed capital | Other equity | Result of the period | Total |
|--|---------------|---------------------------|----------------|----------------------|---------------|
| At the beginning of the period (1/1-2020) | 1 242 | 42 223 | -11 646 | -1 917 | 29 902 |
| Outline of previous year's results | | | -1 917 | 1 917 | |
| Issue of shares | 244 | 39 873 | | | 40 117 |
| Issue costs | | -2 508 | | | -2 508 |
| Allocation of staff warrants | | | 399 | | 399 |
| The result of the period | | | | -2 028 | -2 028 |
| At the end of the period (31/12-2020) | 1 486 | 79 588 | -13 164 | -2 028 | 65 882 |



2CUREX AB (publ)

Corporate registration number
559128-0077

2CUREX A/S

Fruebjergvej 3
DK-2100 Copenhagen
Denmark
Phone: **+45 2211 5399**
E-mail: **info@2curex.com**



– because cancer patients are individuals